

MIRA INFORM REPORT

Report No. :	534939
Report Date :	19.10.2018

IDENTIFICATION DETAILS

Name :	JUPITER DYE CHEM PRIVATE LIMITED
Registered Office :	Office No. 92A/93A, 9th Floor, Mittal Court, A Wing, 224 Jamnalal Bajaj Marg, Nariman Point, Mumbai-400021, Maharashtra
Tel. No.:	91-22-61207000/ 30407000
Country :	India
Financials (as on) :	31.03.2017
Date of Incorporation :	22.06.1977
CIN No.: [Company Identification No.]	U24230MH1977PTC019716
Capital Investment / Paid-up Capital :	INR 100.000 Million
IEC No.: [Import-Export Code No.]	0389025232
TIN No.:	27810000521
PAN No.: [Permanent Account No.]	AAACJ0893M
GSTN : [Goods & Service Tax Registration No.]	27AAACJ0893M1Z7 – Maharashtra 24AAACJ0893M1ZD - Gujarat 32AAACJ0893M1ZG - Kerala 36AAACJ0893M1Z8 - Telangana
Legal Form :	Private Limited Liability Company
Line of Business :	Trading, Distribution, Import and Handling in Chemicals, Solvents and Bulk Drugs. [Registered Activity]
No. of Employees :	Not Divulged

DISCLAIMER : This Report is **PRIVATE & CONFIDENTIAL** and it is prepared at the request of and for its use by the Subscriber only. The Subscriber shall use the contents of the Report merely as an aid to its business. Mira Inform Private Limited ("MIPL") has collated information/data in the Report, which have not been verified unless otherwise specifically mentioned in the Report. The Subscriber shall independently verify the accuracy and correctness of the information/data before in any way acting upon the same. MIPL shall not be liable for any harm, injury, loss or damage caused to the Subscriber due to default by the Subscriber's debtors/beneficiaries in fulfilling their obligations of any nature whatsoever. This Report or any of its portion shall not be used as a documentary evidence or otherwise before any investigative agencies or forum of law. This Report is confidential and proprietary to MIPL. The Subscriber and/or any other person(s) may not reproduce, publish or disclose any of the contents of the Report to others without the express authorization of MIPL. This Report is prepared and issued to the Subscriber without any risk, responsibility or liability on the part of MIPL or its officials.

RATING & COMMENTS

(Mira Inform has adopted New Rating mechanism w.e.f. 23rd January 2017)

MIRA's Rating : A+

Credit Rating	Explanation	Rating Comments
A+	Low Risk	Business dealings permissible with low risk of default

Maximum Credit Limit :	USD 2948000
Status :	Good
Payment Behaviour :	Regular
Litigation :	Clear
Comments :	<p>Jupiter Dye Chem Private Limited is engaged in trading, importing, distribution, and handling of Chemicals, Solvents and Bulk Drugs. The company was incorporated in the year 1977 and is based in Mumbai, Maharashtra. It is an established company having good track record.</p> <p>For the financial year ended 2017, the company has witnessed a growth in its revenue and has achieved fair profit margin at 1.55% (approx.)</p> <p>The company possesses sound financial profile marked by healthy net worth base along with negligible debt recorded by the company.</p> <p>The company also derives strength from its long established track record of business operation</p> <p>Fundamentals of the company are strong and healthy.</p> <p>Trade relations are reported as fair. Business is active. Payment terms are seems to be regular and as per commitments.</p> <p>In view of the aforesaid, the company can be considered for business dealings at usual trade terms and conditions</p>

NOTES :

Any query related to this report can be made on e-mail : infodept@mirainform.com while quoting report number, name and date.

ECGC Country Risk Classification List

Country Name	Previous Rating (30.06.2018)	Current Rating (30.09.2018)
India	A1	A1

DISCLAIMER : This Report is **PRIVATE & CONFIDENTIAL** and it is prepared at the request of and for its use by the Subscriber only. The Subscriber shall use the contents of the Report merely as an aid to its business. Mira Inform Private Limited ("MIPL") has collated information/data in the Report, which have not been verified unless otherwise specifically mentioned in the Report. The Subscriber shall independently verify the accuracy and correctness of the information/data before in any way acting upon the same. MIPL shall not be liable for any harm, injury, loss or damage caused to the Subscriber due to default by the Subscriber's debtors/beneficiaries in fulfilling their obligations of any nature whatsoever. This Report or any of its portion shall not be used as a documentary evidence or otherwise before any investigative agencies or forum of law. This Report is confidential and proprietary to MIPL. The Subscriber and/or any other person(s) may not reproduce, publish or disclose any of the contents of the Report to others without the express authorization of MIPL. This Report is prepared and issued to the Subscriber without any risk, responsibility or liability on the part of MIPL or its officials.

Risk Category	ECGC Classification
Insignificant	A1
Low Risk	A2
Moderately Low Risk	B1
Moderate Risk	B2
Moderately High Risk	C1
High Risk	C2
Very High Risk	D

EXTERNAL AGENCY RATING

Rating Agency Name	CARE
Rating	Long term rating: BBB+
Rating Explanation	Moderate degree of safety and moderate credit risk.
Date	30.07.2018

Rating Agency Name	CARE
Rating	Short term rating: A2+
Rating Explanation	Strong degree of safety and low credit risk.
Date	30.07.2018

RBI DEFAULTERS' LIST STATUS

Subject's name is not enlisted as a defaulter in the publicly available RBI Defaulters' list.

EPF (Employee Provident Fund) DEFAULTERS' LIST STATUS

Subject's name is not enlisted as a defaulter in the publicly available EPF (Employee Provident Fund) Defaulters' list as of 31-03-2018.

BIFR (Board for Industrial & Financial Reconstruction) LISTING STATUS

Subject's name is not listed as a Sick Unit in the publicly available BIFR (Board for Industrial & Financial Reconstruction) list as of 19.10.2018

IBBI (Insolvency and Bankruptcy Board of India) LISTING STATUS

Subject's name is not listed in the publicly available IBBI (Insolvency and Bankruptcy Board of India) list as of report date.

INFORMATION DENIED BY

DISCLAIMER : This Report is **PRIVATE & CONFIDENTIAL** and it is prepared at the request of and for its use by the Subscriber only. The Subscriber shall use the contents of the Report merely as an aid to its business. Mira Inform Private Limited ("MIPL") has collated information/data in the Report, which have not been verified unless otherwise specifically mentioned in the Report. The Subscriber shall independently verify the accuracy and correctness of the information/data before in any way acting upon the same. MIPL shall not be liable for any harm, injury, loss or damage caused to the Subscriber due to default by the Subscriber's debtors/beneficiaries in fulfilling their obligations of any nature whatsoever. This Report or any of its portion shall not be used as a documentary evidence or otherwise before any investigative agencies or forum of law. This Report is confidential and proprietary to MIPL. The Subscriber and/or any other person(s) may not reproduce, publish or disclose any of the contents of the Report to others without the express authorization of MIPL. This Report is prepared and issued to the Subscriber without any risk, responsibility or liability on the part of MIPL or its officials.

Name :	Mr. Santosh
Designation :	Finance Department
Contact No.:	91-22-61207000
Date :	17.10.2018

MANAGEMENT NON-COOPERATIVE [91-22-30407000]

LOCATIONS

Registered Office :	Office No. 92A/93A, 9th Floor, Mittal Court, A Wing, 224 Jamnalal Bajaj Marg, Nariman Point, Mumbai-400021, Maharashtra, India
Tel. No.:	91-22-61207000/ 30407000
Fax No.:	91-22-30407020/ 61207034
E-Mail :	jessyindia25@gmail.com
Website :	www.chokhanigroup.com
Branch Offices:	Located at: <ul style="list-style-type: none"> • Kandla • Dahej • Mangalore • Chennai • Cochin

DIRECTORS

AS ON: 31.03.2018

Name :	Mr. Nimesh Ramesh Chokhani			
Designation :	Managing Director			
Address :	401, 4 th Floor, Angel Building, Krishna Sanghi Peth, Gamdevi, Mumbai – 400007, Maharashtra, India			
Date of Birth/Age :	17.10.1978			
Qualification :	Graduate / BBA (US)			
Date of Appointment :	23.10.2013			
PAN No.:	ACPPC5042H			
DIN No.:	01208008			
Other Directorship :	CIN/FCRN	Company Name	Begin Date	End Date
	U24100MH1980PTC022227	TOSHCHEM PRIVATE LIMITED	06/02/2010	-
Name :	Mr. Ramesh Ramniranjan Chokhani			
Designation :	Whole-time Director			
Address :	401, 4 th Floor, Angel Building, Krishna Sanghi Peth, Gamdevi, Mumbai – 400007, Maharashtra, India			

DISCLAIMER : This Report is **PRIVATE & CONFIDENTIAL** and it is prepared at the request of and for its use by the Subscriber only. The Subscriber shall use the contents of the Report merely as an aid to its business. Mira Inform Private Limited ("MIPL") has collated information/data in the Report, which have not been verified unless otherwise specifically mentioned in the Report. The Subscriber shall independently verify the accuracy and correctness of the information/data before in any way acting upon the same. MIPL shall not be liable for any harm, injury, loss or damage caused to the Subscriber due to default by the Subscriber's debtors/beneficiaries in fulfilling their obligations of any nature whatsoever. This Report or any of its portion shall not be used as a documentary evidence or otherwise before any investigative agencies or forum of law. This Report is confidential and proprietary to MIPL. The Subscriber and/or any other person(s) may not reproduce, publish or disclose any of the contents of the Report to others without the express authorization of MIPL. This Report is prepared and issued to the Subscriber without any risk, responsibility or liability on the part of MIPL or its officials.

Date of Birth/Age :	17.07.1951		
Qualification :	Graduate		
Date of Appointment :	12.03.2014		
PAN No.:	AAAPC4758M		
DIN No.:	01208036		
Other Directorship :			
CIN/FCRN	Company Name	Begin Date	End Date
U15140MH1948PTC007209	RUIA INDUSTRIES PRIVATE LIMITED	20/05/2006	-
U71110MH1984PLC033885	JAYCHANDRA LEASING& INVESTMENTS LTD	15/12/1986	-
U65990MH1990PTC056824	SANCHAY HOLDINGS PRIVATE LIMITED	12/06/1990	-
U67120MH1992PTC070064	NIKNIM HOLDINGS PRIVATE LIMITED	18/12/1992	-
U28129MH1994PTC077571	NISHFLEX PACKAGING PRIVATE LIMITED	06/04/1994	-
U45202MH1994PTC079958	LEHAR PROPERTIES PRIVATE LIMITED	29/07/1994	-
Name :	Mr. Ashok Ramni Ranjan Chokhani		
Designation :	Whole-time Director		
Address :	502, Angel, Krishna Sanghi Peth, Next to August Kranti Maidan, Gamdevi, Mumbai – 400 007, Maharashtra, India		
Date of Birth/Age :	10.11.1944		
Qualification :	Graduate		
Date of Appointment :	12.03.2014		
PAN No.:	AEWPC8295H		
DIN No.:	01331167		
Other Directorship :			
CIN/FCRN	Company Name	Begin Date	End Date
U24100MH1980PTC022227	TOSHCHEM PRIVATE LIMITED	22/11/2017	-
U65990MH1990PTC056824	SANCHAY HOLDINGS PRIVATE LIMITED	12/06/1990	-
U67120MH1992PTC070064	NIKNIM HOLDINGS PRIVATE LIMITED	18/12/1992	-
U28129MH1994PTC077571	NISHFLEX PACKAGING PRIVATE LIMITED	06/04/1994	-
U45202MH1994PTC079958	LEHAR PROPERTIES PRIVATE LIMITED	29/07/1994	-
Name :	Mr. Sellappan Nagalingam		
Designation :	Whole-time Director		
Address :	Flat No. 5, Gulnar Apartment, Khopoli, Raigad, Panvel – 410203, Maharashtra, India		
Date of Birth/Age :	20.02.1962		
Date of Appointment :	12.03.2014		
PAN No.:	ABEPN3478L		
DIN No.:	01640683		
Other Directorship :			
CIN/FCRN	Company Name	Begin Date	
U65990MH1990PTC056824	SANCHAY HOLDINGS PRIVATE LIMITED	25/02/2013	
Name :	Mr. Kamal Ramgopal Tulshan		
Designation :	Additional Director		

Address :	Seksaria House, Ground Floor, 28, Babulnath Road, Mumbai – 400007, Maharashtra, India
Date of Birth/Age :	20.06.1966
Date of Appointment :	04.06.2014
PAN No.:	AAAPT5255E
DIN No.:	06881516

KEY EXECUTIVE

Name :	Mr. Santosh
Designation :	Finance Department

MAJOR SHAREHOLDERS / SHAREHOLDING PATTERN

AS ON: 31.03.2017

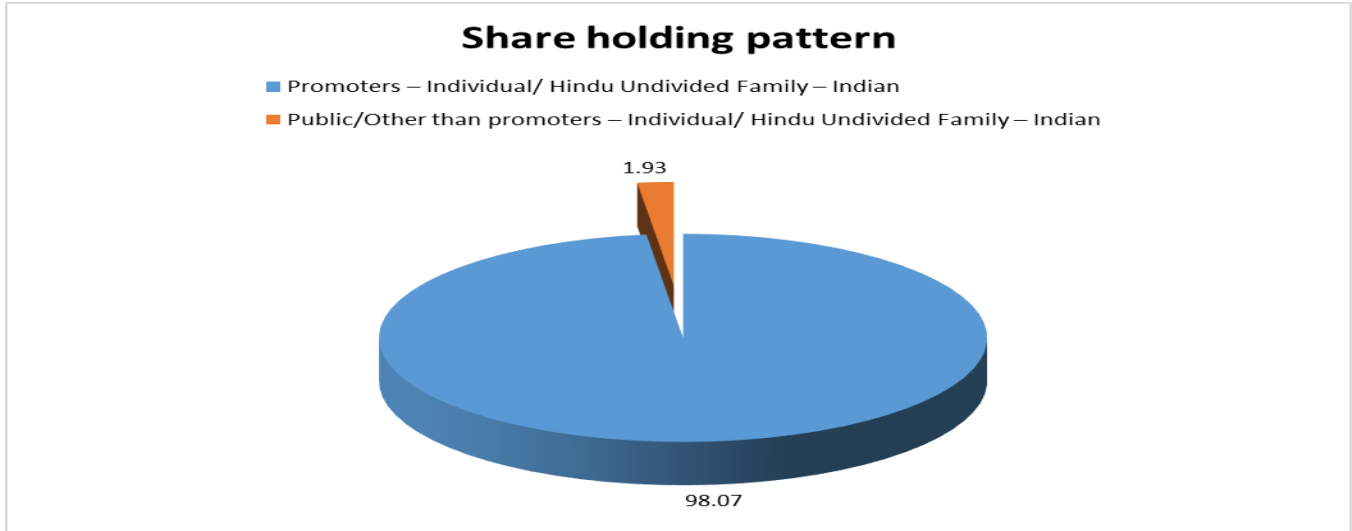
Names of Shareholders	No. of Shares
Ashok Kumar Chokhani	1303741
Ramesh Kumar Chokhani	978120
Manisha Chokhani	868725
Shakuntala Chokhani	939510
Nimesh Chokhani	2924064
Neha Nimesh Chokhani	720720
Pooja Chokhani	643500
Ashok Chokhani (HUF)	386100
Ramesh Chokhani (HUF)	386100
Neha N. Chokhani joint with Nimesh Chokhani	643500
Ramesh Kumar Chokhani (Partners of Ramesh Kumar and Company)	6435
A. K. Chokhani and S. R. Chokhani (Partners of Easyterm Enterprise)	6435
Neena S. Patel	128700
Shyamlal Patel (Family Trust)	64350
Total	1000000

AS ON: 30.09.2017

Equity Share Breakup	Percentage of Holding
Category	
Promoters – Individual/ Hindu Undivided Family – Indian	98.07
Public/Other than promoters – Individual/ Hindu Undivided Family – Indian	1.93

DISCLAIMER : This Report is **PRIVATE & CONFIDENTIAL** and it is prepared at the request of and for its use by the Subscriber only. The Subscriber shall use the contents of the Report merely as an aid to its business. Mira Inform Private Limited ("MIPL") has collated information/data in the Report, which have not been verified unless otherwise specifically mentioned in the Report. The Subscriber shall independently verify the accuracy and correctness of the information/data before in any way acting upon the same. MIPL shall not be liable for any harm, injury, loss or damage caused to the Subscriber due to default by the Subscriber's debtors/beneficiaries in fulfilling their obligations of any nature whatsoever. This Report or any of its portion shall not be used as a documentary evidence or otherwise before any investigative agencies or forum of law. This Report is confidential and proprietary to MIPL. The Subscriber and/or any other person(s) may not reproduce, publish or disclose any of the contents of the Report to others without the express authorization of MIPL. This Report is prepared and issued to the Subscriber without any risk, responsibility or liability on the part of MIPL or its officials.

Total	100.00
-------	--------



BUSINESS DETAILS

Line of Business :	Trading, Distribution, Import and Handling in Chemicals, Solvents and Bulk Drugs. [Registered Activity]	
Products :	ITC Code No.	Product Descriptions
	99611719	Basic Industrial Chemicals
Brand Names :	Not Available	
Agencies Held :	Not Available	
Exports :	Not Divulged	
Imports :	Not Divulged	
Terms :	Selling : Not Divulged	
	Purchasing : Not Divulged	

PRODUCTION STATUS: NOT AVAILABLE

DISCLAIMER : This Report is **PRIVATE & CONFIDENTIAL** and it is prepared at the request of and for its use by the Subscriber only. The Subscriber shall use the contents of the Report merely as an aid to its business. Mira Inform Private Limited ("MIPL") has collated information/data in the Report, which have not been verified unless otherwise specifically mentioned in the Report. The Subscriber shall independently verify the accuracy and correctness of the information/data before in any way acting upon the same. MIPL shall not be liable for any harm, injury, loss or damage caused to the Subscriber due to default by the Subscriber's debtors/beneficiaries in fulfilling their obligations of any nature whatsoever. This Report or any of its portion shall not be used as a documentary evidence or otherwise before any investigative agencies or forum of law. This Report is confidential and proprietary to MIPL. The Subscriber and/or any other person(s) may not reproduce, publish or disclose any of the contents of the Report to others without the express authorization of MIPL. This Report is prepared and issued to the Subscriber without any risk, responsibility or liability on the part of MIPL or its officials.

GENERAL INFORMATION

Suppliers :	Reference:	Not Divulged	
	Name of the Person (Designation):	--	
	Contact Number:	--	
	Since how long known:	--	
	Maximum limit dealt:	--	
	Experience:	--	
	Remark	--	
Customers :	Reference:	Not Divulged	
	Name of the Person (Designation):	--	
	Contact Number:	--	
	Since how long known:	--	
	Maximum limit dealt:	--	
	Experience:	--	
	Remark	--	
No. of Employees :	Not Divulged		
Bankers :	Bank Name:	Union Bank of India	
	Branch:	Veer Nariman Road Branch,84, Raj Mahal, Veer Nariman Road, Churchgate, Mumbai-400020, Maharashtra, India	
	Person Name (with Designation):	--	
	Contact Number:	--	
	Name of Account Holder:	--	
	Account Number:	--	
	Account Since (Date/ Year of A/c Opening):	--	
	Average Balance Maintained (Optional):	--	
	Credit Facilities Enjoyed (CC/OD/Term Loan):	--	
	Account Operation:	--	
	Remarks:	--	
Facilities :	SECURED LOANS	31.03.2017 (INR In Million)	31.03.2016 (INR In Million)
	LONG-TERM BORROWINGS		
	Term loans from others	1.247	0.700

	SHORT TERM BORROWINGS		
	Other loans and advances, others	25.639	0.000
	Total	26.886	0.700

Auditors :	
Name :	B.L Agarwal and Associates Chartered Accountants
Address :	504 Accord Classic Aarey Road, Above Anupam Stationary, Goregaon (East), Mumbai-400063, Maharashtra, India
PAN No.:	ARLPA0061H
Memberships :	Not Available
Collaborators :	Not Available
Enterprises which are owned, or have significant influence of or are partners with Key management personnel and their relatives:	<ul style="list-style-type: none"> • Sanchay Holdings Private Limited [U65990MH1990PTC056824] • Lehar Properties Private Limited [U45202MH1994PTC079958] • Niknim Holdings Private Limited [U67120MH1992PTC070064] • Nishflex Packaging Private Limited [U28129MH1994PTC077571] • Ramesh Kumar and Co • Universal Logistic and Services Co. • Easyterm Enterprise
Wholly Owned Subsidiary:	<ul style="list-style-type: none"> • Jupiter Petrochem DMCC, Dubai

CAPITAL STRUCTURE

AS ON: 31.03.2017

Authorised Capital :

No. of Shares	Type	Value	Amount
15000000	Equity Shares	INR 10/- each	INR 150.000 Million

Issued, Subscribed & Paid-up Capital :

No. of Shares	Type	Value	Amount
10000000	Equity Shares	INR 10/- each	INR 100.000 Million

FINANCIAL DATA
[all figures are in INR Million]

ABRIDGED BALANCE SHEET [STANDALONE]

SOURCES OF FUNDS	31.03.2017	31.03.2016	31.03.2015
I. EQUITY AND LIABILITIES			
(1) Shareholders' Funds			
(a) Share Capital	100.000	100.000	100.000
(b) Reserves & Surplus	931.824	677.396	529.246
(c) Money received against share warrants	0.000	0.000	0.000
(2) Share Application money pending allotment	0.000	0.000	0.000
Total Shareholders' Funds (1) + (2)	1031.824	777.396	629.246
(3) Non-Current Liabilities			
(a) Long-term borrowings	141.308	126.559	129.641
(b) Deferred tax liabilities (Net)	3.762	4.231	5.027
(c) Other long term liabilities	0.000	0.000	0.000
(d) long-term provisions	7.035	4.120	3.918
Total Non-current Liabilities (3)	152.105	134.910	138.586
(4) Current Liabilities			
(a) Short term borrowings	25.639	0.000	0.000
(b) Trade payables	4856.399	3212.774	2366.689
(c) Other current liabilities	148.166	63.989	33.427
(d) Short-term provisions	15.435	10.959	2.682
Total Current Liabilities (4)	5045.639	3287.722	2402.798
TOTAL	6229.568	4200.028	3170.630
II. ASSETS			
(1) Non-current assets			
(a) Fixed Assets			
(i) Tangible assets	49.492	49.799	54.113
(ii) Intangible Assets	1.038	0.000	0.000
(iii) Capital work-in-progress	0.000	0.000	0.000
(iv) Intangible assets under development	0.000	0.000	0.000
(b) Non-current Investments	15.882	13.382	11.558
(c) Deferred tax assets (net)	0.000	0.000	0.000
(d) Long-term Loan and Advances	4.983	4.052	4.043
(e) Other Non-current assets	0.000	0.000	0.000
Total Non-Current Assets	71.395	67.233	69.714

DISCLAIMER : This Report is **PRIVATE & CONFIDENTIAL** and it is prepared at the request of and for its use by the Subscriber only. The Subscriber shall use the contents of the Report merely as an aid to its business. Mira Inform Private Limited ("MIPL") has collated information/data in the Report, which have not been verified unless otherwise specifically mentioned in the Report. The Subscriber shall independently verify the accuracy and correctness of the information/data before in any way acting upon the same. MIPL shall not be liable for any harm, injury, loss or damage caused to the Subscriber due to default by the Subscriber's debtors/beneficiaries in fulfilling their obligations of any nature whatsoever. This Report or any of its portion shall not be used as a documentary evidence or otherwise before any investigative agencies or forum of law. This Report is confidential and proprietary to MIPL. The Subscriber and/or any other person(s) may not reproduce, publish or disclose any of the contents of the Report to others without the express authorization of MIPL. This Report is prepared and issued to the Subscriber without any risk, responsibility or liability on the part of MIPL or its officials.

(2) Current assets			
(a) Current investments	0.000	0.000	0.000
(b) Inventories	938.454	576.053	168.360
(c) Trade receivables	4356.798	2809.317	2149.382
(d) Cash and cash equivalents	802.460	692.457	728.102
(e) Short-term loans and advances	60.461	54.968	55.072
(f) Other current assets	0.000	0.000	0.000
Total Current Assets	6158.173	4132.795	3100.916
TOTAL	6229.568	4200.028	3170.630

PROFIT & LOSS ACCOUNT

	PARTICULARS	31.03.2017	31.03.2016	31.03.2015
	SALES			
	Revenue from Operations	16432.169	12616.673	11767.242
	Other Income	81.01	88.118	63.202
	TOTAL	16513.179	12704.791	11830.444
Less	EXPENSES			
	Purchases of Stock-in-Trade	14495.177	11599.017	10504.203
	Changes in inventories of finished goods, work-in-progress and Stock-in-Trade	(362.401)	(407.692)	75.743
	Employees benefits expense	126.984	80.892	49.704
	Other expenses	1758.035	1109.783	912.815
	CSR expenditure	4.053	2.7	1.5
	TOTAL	16021.848	12384.700	11543.965
	PROFIT BEFORE INTEREST, TAX, DEPRECIATION AND AMORTISATION	491.331	320.091	286.479
Less	FINANCIAL EXPENSES	89.021	83.391	80.36
	PROFIT/ (LOSS) BEFORE TAX, DEPRECIATION AND AMORTISATION	402.310	236.700	206.119
Less/ Add	DEPRECIATION/ AMORTISATION	8.046	8.345	9.996
	PROFIT/ (LOSS) BEFORE TAX	394.264	228.355	196.123
Less	TAX	139.836	80.205	67.714
	PROFIT/ (LOSS) AFTER TAX	254.428	148.150	128.409

DISCLAIMER : This Report is **PRIVATE & CONFIDENTIAL** and it is prepared at the request of and for its use by the Subscriber only. The Subscriber shall use the contents of the Report merely as an aid to its business. Mira Inform Private Limited ("MIPL") has collated information/data in the Report, which have not been verified unless otherwise specifically mentioned in the Report. The Subscriber shall independently verify the accuracy and correctness of the information/data before in any way acting upon the same. MIPL shall not be liable for any harm, injury, loss or damage caused to the Subscriber due to default by the Subscriber's debtors/beneficiaries in fulfilling their obligations of any nature whatsoever. This Report or any of its portion shall not be used as a documentary evidence or otherwise before any investigative agencies or forum of law. This Report is confidential and proprietary to MIPL. The Subscriber and/or any other person(s) may not reproduce, publish or disclose any of the contents of the Report to others without the express authorization of MIPL. This Report is prepared and issued to the Subscriber without any risk, responsibility or liability on the part of MIPL or its officials.

	EARNINGS IN FOREIGN CURRENCY			
	F.O.B. Value of Exports	21.104	68.791	46.393
	TOTAL EARNINGS	21.104	68.791	46.393
	IMPORTS			
	Components and spare parts	12508.914	9995.293	8907.001
	TOTAL IMPORTS	12508.914	9995.293	8907.001
	Earnings / (Loss) Per Share (INR)	25.44	14.82	12.84

CURRENT MATURITIES OF LONG TERM DEBT DETAILS

PARTICULARS	31.03.2017	31.03.2016	31.03.2015
Current Maturities of Long term debt	1.203	3.410	3.252
Cash generated from operations	NA	NA	NA
Net cash flows from (used in) operations	237.410	65.844	361.090
Net cash flows from (used in) operating activities	80.685	(28.617)	266.051

KEY RATIOS

EFFICIENCY RATIOS

PARTICULARS	31.03.2017	31.03.2016	31.03.2015
Average Collection Days (Sundry Debtors / Income * 365 Days)	96.78	81.27	66.67
Account Receivables Turnover (Income / Sundry Debtors)	3.77	4.49	5.47
Average Payment Days (Sundry Creditors / Purchases * 365 Days)	122.29	101.10	82.24
Inventory Turnover (Operating Income / Inventories)	0.52	0.56	1.70
Asset Turnover (Operating Income / Net Fixed Assets)	9.72	6.43	5.29

LEVERAGE RATIOS

DISCLAIMER : This Report is **PRIVATE & CONFIDENTIAL** and it is prepared at the request of and for its use by the Subscriber only. The Subscriber shall use the contents of the Report merely as an aid to its business. Mira Inform Private Limited ("MIPL") has collated information/data in the Report, which have not been verified unless otherwise specifically mentioned in the Report. The Subscriber shall independently verify the accuracy and correctness of the information/data before in any way acting upon the same. MIPL shall not be liable for any harm, injury, loss or damage caused to the Subscriber due to default by the Subscriber's debtors/beneficiaries in fulfilling their obligations of any nature whatsoever. This Report or any of its portion shall not be used as a documentary evidence or otherwise before any investigative agencies or forum of law. This Report is confidential and proprietary to MIPL. The Subscriber and/or any other person(s) may not reproduce, publish or disclose any of the contents of the Report to others without the express authorization of MIPL. This Report is prepared and issued to the Subscriber without any risk, responsibility or liability on the part of MIPL or its officials.

PARTICULARS	31.03.2017	31.03.2016	31.03.2015
Debt Ratio <i>((Borrowing + Current Liabilities) / Total Assets)</i>	0.83	0.81	0.80
Debt Equity Ratio <i>(Total Liability / Networth)</i>	0.16	0.17	0.21
Current Liabilities to Network <i>(Current Liabilities / Net Worth)</i>	4.89	4.23	3.82
Fixed Assets to Network <i>(Net Fixed Assets / Networth)</i>	0.05	0.06	0.09
Interest Coverage Ratio <i>(PBIT / Financial Charges)</i>	5.52	3.84	3.56

PROFITABILITY RATIOS

PARTICULARS		31.03.2017	31.03.2016	31.03.2015
Net Profit Margin <i>((PAT / Sales) * 100)</i>	%	1.55	1.17	1.09
Return on Total Assets <i>((PAT / Total Assets) * 100)</i>	%	4.08	3.53	4.05
Return on Investment (ROI) <i>((PAT / Networth) * 100)</i>	%	24.66	19.06	20.41

SOLVENCY RATIOS

PARTICULARS	31.03.2017	31.03.2016	31.03.2015
Current Ratio <i>(Current Assets / Current Liabilities)</i>	1.22	1.26	1.29
Quick Ratio <i>((Current Assets – Inventories) / Current Liabilities)</i>	1.03	1.08	1.22
G-Score Ratio Financial <i>(Networth / Total Assets)</i>	0.17	0.19	0.20
G-Score Ratio Debt <i>(Debts / Equity Capital)</i>	1.68	1.30	1.33
G-Score Ratio Liquidity <i>(Total Current Assets / Total Current Liabilities)</i>	1.22	1.26	1.29

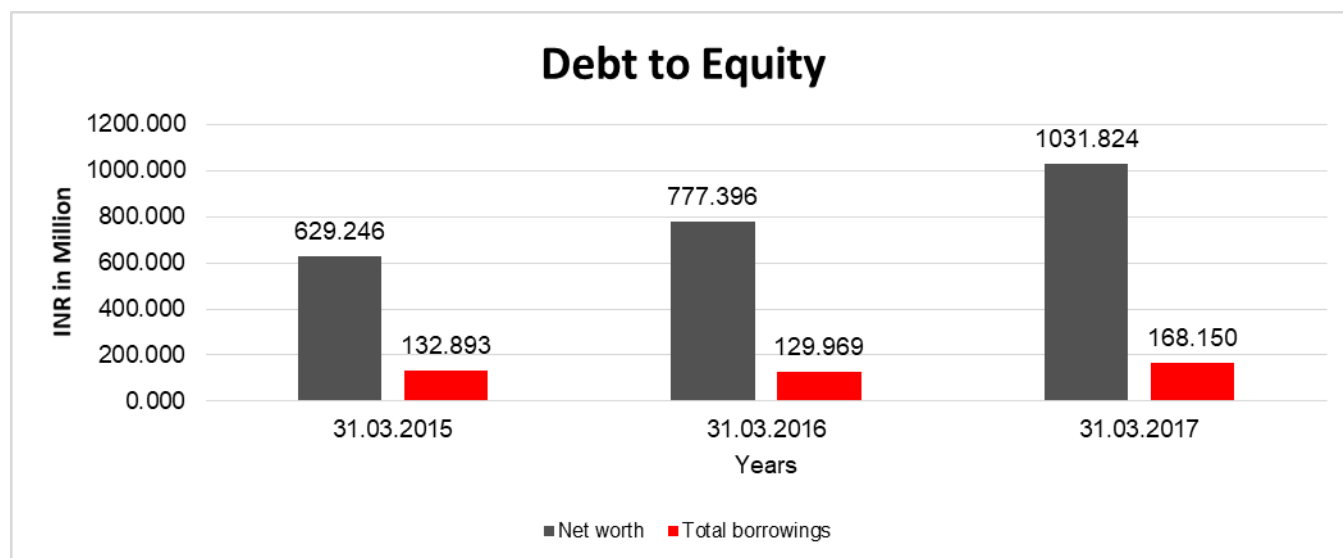
Total Liability = Short-term Debt + Long-term Debt + Current Maturities of Long-term debts

DISCLAIMER : This Report is **PRIVATE & CONFIDENTIAL** and it is prepared at the request of and for its use by the Subscriber only. The Subscriber shall use the contents of the Report merely as an aid to its business. Mira Inform Private Limited ("MIPL") has collated information/data in the Report, which have not been verified unless otherwise specifically mentioned in the Report. The Subscriber shall independently verify the accuracy and correctness of the information/data before in any way acting upon the same. MIPL shall not be liable for any harm, injury, loss or damage caused to the Subscriber due to default by the Subscriber's debtors/beneficiaries in fulfilling their obligations of any nature whatsoever. This Report or any of its portion shall not be used as a documentary evidence or otherwise before any investigative agencies or forum of law. This Report is confidential and proprietary to MIPL. The Subscriber and/or any other person(s) may not reproduce, publish or disclose any of the contents of the Report to others without the express authorization of MIPL. This Report is prepared and issued to the Subscriber without any risk, responsibility or liability on the part of MIPL or its officials.

FINANCIAL ANALYSIS
[all figures are in INR Million]

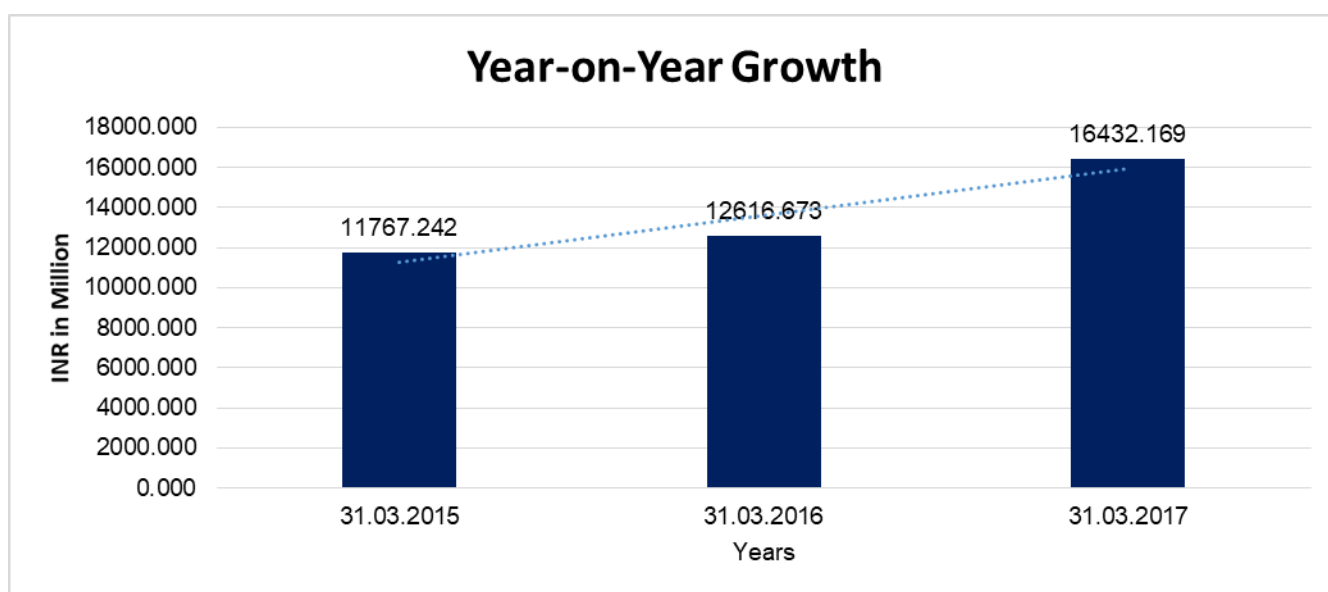
DEBT EQUITY RATIO

Particular	31.03.2015	31.03.2016	31.03.2017
	INR In Million	INR In Million	INR In Million
Share Capital	100.000	100.000	100.000
Reserves & Surplus	529.246	677.396	931.824
Money received against share warrants	0.000	0.000	0.000
Share Application money pending allotment	0.000	0.000	0.000
Net worth	629.246	777.396	1031.824
long-term borrowings	129.641	126.559	141.308
Short term borrowings	0.000	0.000	25.639
Current Maturities of Long term debt	3.252	3.410	1.203
Total borrowings	132.893	129.969	168.150
Debt/Equity ratio	0.211	0.167	0.163



YEAR-ON-YEAR GROWTH

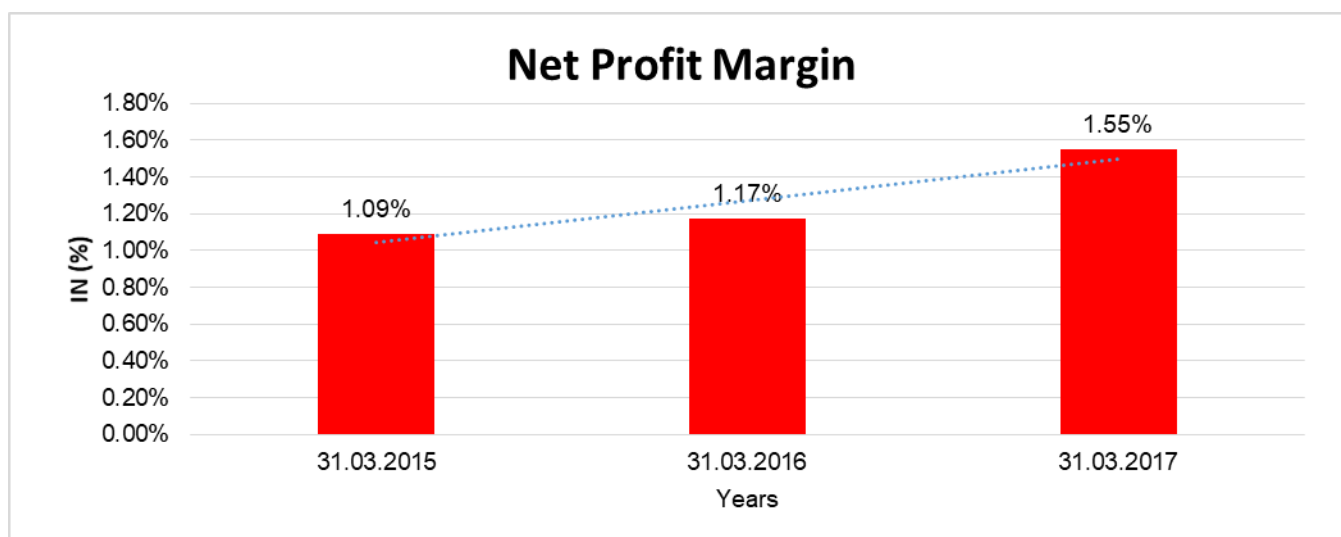
Year on Year Growth	31.03.2015	31.03.2016	31.03.2017
	INR In Million	INR In Million	INR In Million
Sales	11767.242	12616.673	16432.169
		7.219	30.242



DISCLAIMER : This Report is **PRIVATE & CONFIDENTIAL** and it is prepared at the request of and for its use by the Subscriber only. The Subscriber shall use the contents of the Report merely as an aid to its business. Mira Inform Private Limited ("MIPL") has collated information/data in the Report, which have not been verified unless otherwise specifically mentioned in the Report. The Subscriber shall independently verify the accuracy and correctness of the information/data before in any way acting upon the same. MIPL shall not be liable for any harm, injury, loss or damage caused to the Subscriber due to default by the Subscriber's debtors/beneficiaries in fulfilling their obligations of any nature whatsoever. This Report or any of its portion shall not be used as a documentary evidence or otherwise before any investigative agencies or forum of law. This Report is confidential and proprietary to MIPL. The Subscriber and/or any other person(s) may not reproduce, publish or disclose any of the contents of the Report to others without the express authorization of MIPL. This Report is prepared and issued to the Subscriber without any risk, responsibility or liability on the part of MIPL or its officials.

NET PROFIT MARGIN

Net Profit Margin	31.03.2015	31.03.2016	31.03.2017
	INR In Million	INR In Million	INR In Million
Sales	11767.242	12616.673	16432.169
Profit/ (Loss)	128.409	148.150	254.428
	1.09%	1.17%	1.55%



DISCLAIMER : This Report is **PRIVATE & CONFIDENTIAL** and it is prepared at the request of and for its use by the Subscriber only. The Subscriber shall use the contents of the Report merely as an aid to its business. Mira Inform Private Limited ("MIPL") has collated information/data in the Report, which have not been verified unless otherwise specifically mentioned in the Report. The Subscriber shall independently verify the accuracy and correctness of the information/data before in any way acting upon the same. MIPL shall not be liable for any harm, injury, loss or damage caused to the Subscriber due to default by the Subscriber's debtors/beneficiaries in fulfilling their obligations of any nature whatsoever. This Report or any of its portion shall not be used as a documentary evidence or otherwise before any investigative agencies or forum of law. This Report is confidential and proprietary to MIPL. The Subscriber and/or any other person(s) may not reproduce, publish or disclose any of the contents of the Report to others without the express authorization of MIPL. This Report is prepared and issued to the Subscriber without any risk, responsibility or liability on the part of MIPL or its officials.

ABRIDGED BALANCE SHEET [CONSOLIDATED]

SOURCES OF FUNDS	31.03.2017	31.03.2016
I. EQUITY AND LIABILITIES		
(1) Shareholders' Funds		
(a) Share Capital	100.000	100.000
(b) Reserves and Surplus	932.090	678.739
(c) Money received against share warrants	0.000	0.000
(2) Share Application money pending allotment	0.000	0.000
Total Shareholders' Funds (1) + (2)	1032.090	778.739
(3) Non-Current Liabilities		
(a) long-term borrowings	141.308	126.559
(b) Deferred tax liabilities (Net)	3.762	4.231
(c) Other long-term liabilities	0.000	0.000
(d) long-term provisions	7.035	4.120
Total Non-current Liabilities (3)	152.105	134.910
(4) Current Liabilities		
(a) Short-term borrowings	25.639	0.000
(b) Trade payables	4856.699	3458.913
(c) Other current liabilities	148.166	63.989
(d) Short-term provisions	15.435	10.959
Total Current Liabilities (4)	5045.939	3533.861
TOTAL	6230.134	4447.510
II. ASSETS		
(1) Non-current assets		
(a) Fixed Assets		
(i) Tangible assets	49.492	49.799
(ii) Intangible Assets	1.038	0.000
(iii) Tangible assets capital work-in-progress	0.000	0.000
(iv) Intangible assets under development	0.000	0.000
(b) Non-current Investments	12.604	10.104
(c) Deferred tax assets (net)	0.000	0.000
(d) Long-term loans and advances	4.983	4.052
(e) Other Non-current assets	0.000	0.000
Total Non-Current Assets	68.117	63.955
(2) Current assets		
(a) Current investments	0.000	0.000
(b) Inventories	938.454	576.053

DISCLAIMER : This Report is **PRIVATE & CONFIDENTIAL** and it is prepared at the request of and for its use by the Subscriber only. The Subscriber shall use the contents of the Report merely as an aid to its business. Mira Inform Private Limited ("MIPL") has collated information/data in the Report, which have not been verified unless otherwise specifically mentioned in the Report. The Subscriber shall independently verify the accuracy and correctness of the information/data before in any way acting upon the same. MIPL shall not be liable for any harm, injury, loss or damage caused to the Subscriber due to default by the Subscriber's debtors/beneficiaries in fulfilling their obligations of any nature whatsoever. This Report or any of its portion shall not be used as a documentary evidence or otherwise before any investigative agencies or forum of law. This Report is confidential and proprietary to MIPL. The Subscriber and/or any other person(s) may not reproduce, publish or disclose any of the contents of the Report to others without the express authorization of MIPL. This Report is prepared and issued to the Subscriber without any risk, responsibility or liability on the part of MIPL or its officials.

(c) Trade receivables		4356.798	3062.713
(d) Cash and bank balances		806.187	694.309
(e) Short-term loans and advances		60.578	50.480
(f) Other current assets		0.000	0.000
Total Current Assets		6162.017	4383.555
TOTAL		6230.134	4447.510

PROFIT & LOSS ACCOUNT [CONSOLIDATED]

	PARTICULARS	31.03.2017	31.03.2016
	SALES		
	Total Revenue from operations	16472.503	12885.561
	Other Income	80.740	88.008
	TOTAL	16553.243	12973.569
Less	EXPENSES		
	Purchases of Stock-in-Trade	14533.061	11859.631
	Changes in inventories of finished goods, work-in-progress and Stock-in-Trade	(362.401)	(407.692)
	Employee benefit expense	127.772	81.664
	CSR expenditure	4.916	2.700
	Other expenses	1758.063	1110.743
	TOTAL	16061.411	12647.046
	PROFIT/ (LOSS) BEFORE INTEREST, TAX, DEPRECIATION AND AMORTISATION	491.832	326.523
Less	FINANCIAL EXPENSES	90.507	86.922
	PROFIT / (LOSS) BEFORE TAX, DEPRECIATION AND AMORTISATION	401.325	239.601
Less/ Add	DEPRECIATION/ AMORTISATION	8.046	8.345
	PROFIT/ (LOSS) BEFORE TAX	393.279	231.256
Less	TAX	139.836	80.205
	PROFIT/ (LOSS) AFTER TAX	253.443	151.051
	Earnings / (Loss) Per Share (INR)	25.34	15.11

DISCLAIMER : This Report is **PRIVATE & CONFIDENTIAL** and it is prepared at the request of and for its use by the Subscriber only. The Subscriber shall use the contents of the Report merely as an aid to its business. Mira Inform Private Limited ("MIPL") has collated information/data in the Report, which have not been verified unless otherwise specifically mentioned in the Report. The Subscriber shall independently verify the accuracy and correctness of the information/data before in any way acting upon the same. MIPL shall not be liable for any harm, injury, loss or damage caused to the Subscriber due to default by the Subscriber's debtors/beneficiaries in fulfilling their obligations of any nature whatsoever. This Report or any of its portion shall not be used as a documentary evidence or otherwise before any investigative agencies or forum of law. This Report is confidential and proprietary to MIPL. The Subscriber and/or any other person(s) may not reproduce, publish or disclose any of the contents of the Report to others without the express authorization of MIPL. This Report is prepared and issued to the Subscriber without any risk, responsibility or liability on the part of MIPL or its officials.

LOCAL AGENCY FURTHER INFORMATION

Sr. No.	Check list by info agents	Available in Report (Yes/No)
1	Year of establishment	Yes
2	Constitution of the entity -Incorporation details	Yes
3	Locality of the entity	Yes
4	Premises details	No
5	Buyer visit details	--
6	Contact numbers	Yes
7	Name of the person contacted	No
8	Designation of contact person	No
9	Promoter's background	Yes
10	Date of Birth of Proprietor / Partners / Directors	Yes
11	Pan Card No. of Proprietor / Partners	Yes
12	Voter Id Card No. of Proprietor / Partners	No
13	Type of business	Yes
14	Line of Business	Yes
15	Export/import details (if applicable)	No
16	No. of employees	No
17	Details of sister concerns	Yes
18	Major suppliers	No
19	Major customers	No
20	Banking Details	Yes
21	Banking facility details	Yes
22	Conduct of the banking account	--
23	Financials, if provided	Yes
24	Capital in the business	Yes
25	Last accounts filed at ROC, if applicable	Yes
26	Turnover of firm for last three years	Yes
27	Reasons for variation <> 20%	--
28	Estimation for coming financial year	No
29	Profitability for last three years	Yes
30	Major shareholders, if available	Yes
31	External Agency Rating, if available	Yes
32	Litigations that the firm/promoter involved in	--
33	Market information	--
34	Payments terms	No
35	Negative Reporting by Auditors in the Annual Report	No

UNSECURED LOANS

PARTICULARS	31.03.2017 (INR In Million)	31.03.2016 (INR In Million)
LONG-TERM BORROWINGS		
Loans and advances from related parties	136.511	122.309
Other loans and advances	3.550	3.550
Total	140.061	125.859

INDEX OF CHARGES

SN O	SRN	CHARGE ID	CHARGE HOLDER NAME	DATE OF CREATION	DATE OF MODIFICATION	DATE OF SATISFACTION	AMOUNT	ADDRESS
1	G0479 5456	100030 134	UNION BANK OF INDIA	02/06/2 016	-	-	350000000.0	VEER NARIMAN ROAD BRANCH,84, RAJ MAHAL, VEER NARIMAN ROAD, CHURCHGATE,M UMBAIMH400020I N
2	C25749 300	105239 05	UNION BANK OF INDIA	18/09/2 014	-	-	750000000.0	VEER NARIMAN ROAD BRANCH,84, RAJ MAHAL, VEER NARIMAN ROAD, CHURCHGATE,M UMBAIMH400020I N
3	B85217 792	104495 60	UNION BANK OF INDIA	12/09/2 013	-	-	150000000.0	VEER NARIMAN ROAD BRANCH,84, RAJ MAHAL, VEER NARIMAN ROAD, CHURCHGATE,M UMBAIMH400020I N
4	B02065 605	102592 48	UNION BANK OF INDIA	04/12/2 010	-	-	1386000000.0	VEER NARIMAN ROAD BRANCH,84, RAJ MAHAL, VEER NARIMAN ROAD, CHURCHGATE,M

DISCLAIMER : This Report is **PRIVATE & CONFIDENTIAL** and it is prepared at the request of and for its use by the Subscriber only. The Subscriber shall use the contents of the Report merely as an aid to its business. Mira Inform Private Limited ("MIPL") has collated information/data in the Report, which have not been verified unless otherwise specifically mentioned in the Report. The Subscriber shall independently verify the accuracy and correctness of the information/data before in any way acting upon the same. MIPL shall not be liable for any harm, injury, loss or damage caused to the Subscriber due to default by the Subscriber's debtors/beneficiaries in fulfilling their obligations of any nature whatsoever. This Report or any of its portion shall not be used as a documentary evidence or otherwise before any investigative agencies or forum of law. This Report is confidential and proprietary to MIPL. The Subscriber and/or any other person(s) may not reproduce, publish or disclose any of the contents of the Report to others without the express authorization of MIPL. This Report is prepared and issued to the Subscriber without any risk, responsibility or liability on the part of MIPL or its officials.

								UMBAIMH400020I N
5	A14897 847	100508 33	UNION BANK OF INDIA	28/03/2 007	-	-	33000000.0	VEER NARIMAN ROAD BRANCH,84, RAJ MAHAL, VEER NARIMAN ROAD,MUMBAIMH 400020IN
6	A09569 443	101224 10	UNION BANK OF INDIA	18/10/2 006	-	-	50000000.0	VEER NARIMAN ROAD BRANCH,84, RAJ MAHAL, VEER NARIMAN ROAD,MUMBAIMH 400020IN
7	Y10351 511	902438 74	UNIONB ANK OF INDIA	29/07/2 005	-	-	23500000.0	RAJ MAHALMUMBAIM HIN
8	G4421 5978	800342 24	UNION BANK OF INDIA	24/09/1 999	29/04/201 7	-	4500000000.0	VEER NARIMAN ROAD BRANCH,84, RAJ MAHAL, VEER NARIMAN ROAD, CHURCHGATE,M UMBAIMH400020I N
9	G7924 7011	800173 82	UNION BANK OF INDIA	29/07/1 999	28/06/201 7	-	4504500000.0	VEER NARIMAN ROAD BRANCH,84, RAJ MAHAL, VEER NARIMAN ROAD, CHURCHGATE,M UMBAIMH400020I N
10	B62226 972	102904 88	UNION BANK OF INDIA	04/05/2 011	-	19/11/201 2	150000000.0	VEER NARIMAN ROAD BRANCH,84, RAJ MAHAL, VEER NARIMAN ROAD, CHURCHGATE,M UMBAIMH400020I N

CONTINGENT LIABILITIES:

Particulars	31.03.2017 (INR In Million)	31.03.2016 (INR In Million)
-------------	--------------------------------	--------------------------------

DISCLAIMER : This Report is **PRIVATE & CONFIDENTIAL** and it is prepared at the request of and for its use by the Subscriber only. The Subscriber shall use the contents of the Report merely as an aid to its business. Mira Inform Private Limited ("MIPL") has collated information/data in the Report, which have not been verified unless otherwise specifically mentioned in the Report. The Subscriber shall independently verify the accuracy and correctness of the information/data before in any way acting upon the same. MIPL shall not be liable for any harm, injury, loss or damage caused to the Subscriber due to default by the Subscriber's debtors/beneficiaries in fulfilling their obligations of any nature whatsoever. This Report or any of its portion shall not be used as a documentary evidence or otherwise before any investigative agencies or forum of law. This Report is confidential and proprietary to MIPL. The Subscriber and/or any other person(s) may not reproduce, publish or disclose any of the contents of the Report to others without the express authorization of MIPL. This Report is prepared and issued to the Subscriber without any risk, responsibility or liability on the part of MIPL or its officials.

Claims against company not acknowledged as debt	25.639	0.000
Guarantees	19.200	192.370

FIXED ASSETS:

- Buildings
- Furniture and fixtures
- Vehicles
- Office equipment
- Computer equipments

DISCLAIMER : This Report is **PRIVATE & CONFIDENTIAL** and it is prepared at the request of and for its use by the Subscriber only. The Subscriber shall use the contents of the Report merely as an aid to its business. Mira Inform Private Limited ("MIPL") has collated information/data in the Report, which have not been verified unless otherwise specifically mentioned in the Report. The Subscriber shall independently verify the accuracy and correctness of the information/data before in any way acting upon the same. MIPL shall not be liable for any harm, injury, loss or damage caused to the Subscriber due to default by the Subscriber's debtors/beneficiaries in fulfilling their obligations of any nature whatsoever. This Report or any of its portion shall not be used as a documentary evidence or otherwise before any investigative agencies or forum of law. This Report is confidential and proprietary to MIPL. The Subscriber and/or any other person(s) may not reproduce, publish or disclose any of the contents of the Report to others without the express authorization of MIPL. This Report is prepared and issued to the Subscriber without any risk, responsibility or liability on the part of MIPL or its officials.

CMT REPORT (Corruption, Money Laundering & Terrorism]

The Public Notice information has been collected from various sources including but not limited to: **The Courts, India Prisons Service, Interpol, etc.**

1] INFORMATION ON DESIGNATED PARTY

No exist designating subject or any of its beneficial owners, controlling shareholders or senior officers as terrorist or terrorist organization or whom notice had been received that all financial transactions involving their assets have been blocked or convicted, found guilty or against whom a judgement or order had been entered in a proceedings for violating money-laundering, anti-corruption or bribery or international economic or anti-terrorism sanction laws or whose assets were seized, blocked, frozen or ordered forfeited for violation of money laundering or international anti-terrorism laws.

2] Court Declaration :

No records exist to suggest that subject is or was the subject of any formal or informal allegations, prosecutions or other official proceeding for making any prohibited payments or other improper payments to government officials for engaging in prohibited transactions or with designated parties.

3] Asset Declaration :

No records exist to suggest that the property or assets of the subject are derived from criminal conduct or a prohibited transaction.

4] Record on Financial Crime :

Charges or conviction registered against subject: **None**

5] Records on Violation of Anti-Corruption Laws :

Charges or investigation registered against subject: **None**

6] Records on Int'l Anti-Money Laundering Laws/Standards :

Charges or investigation registered against subject: **None**

7] Criminal Records

No available information exist that suggest that subject or any of its principals have been formally charged or convicted by a competent governmental authority for any financial crime or under any formal investigation by a competent government authority for any violation of anti-corruption laws or international anti-money laundering laws or standard.

8] Affiliation with Government :

No record exists to suggest that any director or indirect owners, controlling shareholders, director, officer or employee of the company is a government official or a family member or close business associate of a Government official.

9] Compensation Package :

Our market survey revealed that the amount of compensation sought by the subject is fair and reasonable and comparable to compensation paid to others for similar services.

10] Press Report :

No press reports / filings exists on the subject.

CORPORATE GOVERNANCE

MIRA INFORM as part of its Due Diligence do provide comments on Corporate Governance to identify management and governance. These factors often have been predictive and in some cases have created vulnerabilities to credit deterioration.

Our Governance Assessment focuses principally on the interactions between a company's management, its Board of Directors, Shareholders and other financial stakeholders.

CONTRAVENTION

Subject is not known to have contravened any existing local laws, regulations or policies that prohibit, restrict or otherwise affect the terms and conditions that could be included in the agreement with the subject.

FOREIGN EXCHANGE RATES

Currency	Unit	INR
US Dollar	1	INR 73.66
UK Pound	1	INR 95.93
Euro	1	INR 84.40

INFORMATION DETAILS

Information Gathered by :	SHL
Analysis Done by :	DIV
Report Prepared by :	KVT

DISCLAIMER : This Report is **PRIVATE & CONFIDENTIAL** and it is prepared at the request of and for its use by the Subscriber only. The Subscriber shall use the contents of the Report merely as an aid to its business. Mira Inform Private Limited ("MIPL") has collated information/data in the Report, which have not been verified unless otherwise specifically mentioned in the Report. The Subscriber shall independently verify the accuracy and correctness of the information/data before in any way acting upon the same. MIPL shall not be liable for any harm, injury, loss or damage caused to the Subscriber due to default by the Subscriber's debtors/beneficiaries in fulfilling their obligations of any nature whatsoever. This Report or any of its portion shall not be used as a documentary evidence or otherwise before any investigative agencies or forum of law. This Report is confidential and proprietary to MIPL. The Subscriber and/or any other person(s) may not reproduce, publish or disclose any of the contents of the Report to others without the express authorization of MIPL. This Report is prepared and issued to the Subscriber without any risk, responsibility or liability on the part of MIPL or its officials.

SCORE FACTORS

DEMERIT POINTS		
--BANK CHARGES	YES/NO	YES
--LITIGATION	YES/NO	NO
--OTHER ADVERSE INFORMATION	YES/NO	NO
MERIT POINTS		
--SOLE DISTRIBUTORSHIP	YES/NO	NO
--EXPORT ACTIVITIES	YES/NO	NO
--AFFILIATION	YES/NO	YES
--LISTED	YES/NO	NO
--OTHER MERIT FACTORS	YES/NO	YES

RATING EXPLANATIONS

Credit Rating	Explanation	Rating Comments
A++	Minimum Risk	Business dealings permissible with minimum risk of default
A+	Low Risk	Business dealings permissible with low risk of default
A	Acceptable Risk	Business dealings permissible with moderate risk of default
B	Medium Risk	Business dealings permissible on a regular monitoring basis
C	Medium High Risk	Business dealings permissible preferably on secured basis
D	High Risk	Business dealing not recommended or on secured terms only
NB	New Business	No recommendation can be done due to business in infancy stage
NT	No Trace	No recommendation can be done as the business is not traceable

NB is stated where there is insufficient information to facilitate rating. However, it is not to be considered as unfavourable.

This score serves as a reference to assess SC's credit risk and to set the amount of credit to be extended. It is calculated from a composite of weighted scores obtained from each of the major sections of this report. The assessed factors are as follows:

- Financial condition covering various ratios
- Company background and operations size
- Promoters / Management background
- Payment record
- Litigation against the subject
- Industry scenario / competitor analysis
- Supplier / Customer / Banker review (wherever available)

DISCLAIMER : This Report is **PRIVATE & CONFIDENTIAL** and it is prepared at the request of and for its use by the Subscriber only. The Subscriber shall use the contents of the Report merely as an aid to its business. Mira Inform Private Limited ("MIPL") has collated information/data in the Report, which have not been verified unless otherwise specifically mentioned in the Report. The Subscriber shall independently verify the accuracy and correctness of the information/data before in any way acting upon the same. MIPL shall not be liable for any harm, injury, loss or damage caused to the Subscriber due to default by the Subscriber's debtors/beneficiaries in fulfilling their obligations of any nature whatsoever. This Report or any of its portion shall not be used as a documentary evidence or otherwise before any investigative agencies or forum of law. This Report is confidential and proprietary to MIPL. The Subscriber and/or any other person(s) may not reproduce, publish or disclose any of the contents of the Report to others without the express authorization of MIPL. This Report is prepared and issued to the Subscriber without any risk, responsibility or liability on the part of MIPL or its officials.