

MIRA INFORM REPORT

Report No. :	534922
Report Date :	19.10.2018

IDENTIFICATION DETAILS

Name :	ORIENTAL RUBBER INDUSTRIES PRIVATE LIMITED (w.e.f. 30.12.2014)
Formerly Known As :	ORIENTAL RUBBER INDUSTRIES LIMITED
Registered Office :	Shravani Gardens, 20, Viman Nagar, Nagar Road, Pune – 411014, Maharashtra
Tel. No.:	91-20-66270800
Country :	India
Financials (as on) :	31.03.2017
Date of Incorporation :	20.01.1949
CIN No.: [Company Identification No.]	U25199PN1949PTC006875
Capital Investment / Paid-up Capital :	INR 37.280 Million
IEC No.: [Import-Export Code No.]	3198000971
TIN No.:	27070350904
PAN No.: [Permanent Account No.]	AAACO1592L
GSTN : [Goods & Service Tax Registration No.]	27AAACO1592L1Z6
Legal Form :	Private Limited Liability Company
Line of Business :	Manufacturing and selling of fabric reinforced conveyor belts, rubber sheets and other rubber moulded products. [Registered activity and also confirmed by management]

DISCLAIMER : This Report is **PRIVATE & CONFIDENTIAL** and it is prepared at the request of and for its use by the Subscriber only. The Subscriber shall use the contents of the Report merely as an aid to its business. Mira Inform Private Limited ("MIPL") has collated information/data in the Report, which have not been verified unless otherwise specifically mentioned in the Report. The Subscriber shall independently verify the accuracy and correctness of the information/data before in any way acting upon the same. MIPL shall not be liable for any harm, injury, loss or damage caused to the Subscriber due to default by the Subscriber's debtors/beneficiaries in fulfilling their obligations of any nature whatsoever. This Report or any of its portion shall not be used as a documentary evidence or otherwise before any investigative agencies or forum of law. This Report is confidential and proprietary to MIPL. The Subscriber and/or any other person(s) may not reproduce, publish or disclose any of the contents of the Report to others without the express authorization of MIPL. This Report is prepared and issued to the Subscriber without any risk, responsibility or liability on the part of MIPL or its officials.

No. of Employees :	750 (Approximately)
---------------------------	---------------------

RATING & COMMENTS
(Mira Inform has adopted New Rating mechanism w.e.f. 23rd January 2017)

MIRA's Rating :	A
------------------------	----------

Credit Rating	Explanation	Rating Comments
A	Acceptable Risk	Business dealings permissible with moderate risk of default

Status :	Satisfactory
Payment Behaviour :	Usually correct
Litigation :	Clear
Comments :	<p>Subject was incorporated in the year 1949. It manufactures rubber conveyor belts.</p> <p>As per the financials of FY 2017, the company has achieved revenue growth of 3.46% as compared to the previous year but has reported low profit margin of 0.88%.</p> <p>The satisfactory risk profile of the company is marked by sufficient net worth base along with negligible debt balance sheet profile.</p> <p>Rating takes into account the subjects long established track record of business operations along with extensive experience of its promoters.</p> <p>Rating gets constrained on account of continued pressure on its liquidity in the near term due to large working capital requirement and sizeable advances to subsidiary in the form of investments and loan and advances.</p> <p>Payment seems to be usually correct.</p> <p>In view of aforesaid, the company can be considered for business dealings at usual trade terms and conditions.</p>

NOTES :

Any query related to this report can be made on e-mail : infodept@mirainform.com while quoting report number, name and date.

ECGC Country Risk Classification List

Country Name	Previous Rating (30.06.2018)	Current Rating (30.09.2018)
India	A1	A1

DISCLAIMER : This Report is **PRIVATE & CONFIDENTIAL** and it is prepared at the request of and for its use by the Subscriber only. The Subscriber shall use the contents of the Report merely as an aid to its business. Mira Inform Private Limited ("MIPL") has collated information/data in the Report, which have not been verified unless otherwise specifically mentioned in the Report. The Subscriber shall independently verify the accuracy and correctness of the information/data before in any way acting upon the same. MIPL shall not be liable for any harm, injury, loss or damage caused to the Subscriber due to default by the Subscriber's debtors/beneficiaries in fulfilling their obligations of any nature whatsoever. This Report or any of its portion shall not be used as a documentary evidence or otherwise before any investigative agencies or forum of law. This Report is confidential and proprietary to MIPL. The Subscriber and/or any other person(s) may not reproduce, publish or disclose any of the contents of the Report to others without the express authorization of MIPL. This Report is prepared and issued to the Subscriber without any risk, responsibility or liability on the part of MIPL or its officials.

Risk Category	ECGC Classification
Insignificant	A1
Low Risk	A2
Moderately Low Risk	B1
Moderate Risk	B2
Moderately High Risk	C1
High Risk	C2
Very High Risk	D

EXTERNAL AGENCY RATING

Rating Agency Name	CRISIL
Rating	Long term rating : BB+
Rating Explanation	Moderate risk of default.
Date	21.08.2018

Rating Agency Name	CRISIL
Rating	Short term rating : A4+
Rating Explanation	Minimal degree of safety and very high credit risk.
Date	21.08.2018

RBI DEFAULTERS' LIST STATUS

Subject's name is not enlisted as a defaulter in the publicly available RBI Defaulters' list.

EPF (Employee Provident Fund) DEFAULTERS' LIST STATUS

Subject's name is not enlisted as a defaulter in the publicly available EPF (Employee Provident Fund) Defaulters' list as of 31-03-2018.

BIFR (Board for Industrial & Financial Reconstruction) LISTING STATUS

Subject's name is not listed as a Sick Unit in the publicly available BIFR (Board for Industrial & Financial Reconstruction) list as of 19.10.2018

IBBI (Insolvency and Bankruptcy Board of India) LISTING STATUS

Subject's name is not listed in the publicly available IBBI (Insolvency and Bankruptcy Board of India) list as of report date.

DISCLAIMER : This Report is **PRIVATE & CONFIDENTIAL** and it is prepared at the request of and for its use by the Subscriber only. The Subscriber shall use the contents of the Report merely as an aid to its business. Mira Inform Private Limited ("MIPL") has collated information/data in the Report, which have not been verified unless otherwise specifically mentioned in the Report. The Subscriber shall independently verify the accuracy and correctness of the information/data before in any way acting upon the same. MIPL shall not be liable for any harm, injury, loss or damage caused to the Subscriber due to default by the Subscriber's debtors/beneficiaries in fulfilling their obligations of any nature whatsoever. This Report or any of its portion shall not be used as a documentary evidence or otherwise before any investigative agencies or forum of law. This Report is confidential and proprietary to MIPL. The Subscriber and/or any other person(s) may not reproduce, publish or disclose any of the contents of the Report to others without the express authorization of MIPL. This Report is prepared and issued to the Subscriber without any risk, responsibility or liability on the part of MIPL or its officials.

INFORMATION PARTED BY

Name :	Mr. Mukesh
Designation :	Manager
Contact No.:	91-20-66270800
Date :	16.10.2018

LOCATIONS

Registered Office :	Shravani Gardens, 20, Viman Nagar, Nagar Road, Pune – 411014, Maharashtra, India
Tel. No.:	91-20-66270800
Mobile No.:	91-9404997833 (Mr. Sanjay Kulkarni)
Fax No.:	91-20-26680810/ 26630840 / 66270846
E-Mail :	orientalrubber@sm3.sprintpg.ems.vsnl.net.in oril@vsnl.com info@orientalrubber.com mukesh@orientalrubber.com marketing@orientalrubber.com satish@orientalrubber.com exports@orientalrubber.com mukesh@orientalrubber.com
Website :	www.orientalrubber.com
Area :	4000 Sq. ft.
Location :	Owned
Locality:	Commercial
Factory 1:	525, Village Koregaon, Taluka Shirur, Bhima Nagar Road, Pune – 412216, Maharashtra, India
Area :	9 Acers
Location :	Owned
Factory 2:	Part 735 to 739, Shikrapur, Karandegaon, Chakan, Pune – 412210, Maharashtra, India
Area :	16 Acers
Location :	Owned

DIRECTORS

AS ON 31.03.2018

Name :	Mr. Vikram Vijeynand Makar
Designation :	Managing director
Address :	Cluster 1/8, Kumar City, Kalyani Nagar, Pune – 411014, Maharashtra, India
Date of Birth/Age :	29.01.1963

DISCLAIMER : This Report is **PRIVATE & CONFIDENTIAL** and it is prepared at the request of and for its use by the Subscriber only. The Subscriber shall use the contents of the Report merely as an aid to its business. Mira Inform Private Limited ("MIPL") has collated information/data in the Report, which have not been verified unless otherwise specifically mentioned in the Report. The Subscriber shall independently verify the accuracy and correctness of the information/data before in any way acting upon the same. MIPL shall not be liable for any harm, injury, loss or damage caused to the Subscriber due to default by the Subscriber's debtors/beneficiaries in fulfilling their obligations of any nature whatsoever. This Report or any of its portion shall not be used as a documentary evidence or otherwise before any investigative agencies or forum of law. This Report is confidential and proprietary to MIPL. The Subscriber and/or any other person(s) may not reproduce, publish or disclose any of the contents of the Report to others without the express authorization of MIPL. This Report is prepared and issued to the Subscriber without any risk, responsibility or liability on the part of MIPL or its officials.

Qualification:	B Com		
Date of Appointment :	01.04.2011		
DIN No.:	00020284		
PAN No.:	ABXPM9797J		
Other Directorship:			
List of Companies			
CIN/FCRN	Company Name	Begin Date	End Date
U67120MH1992PTC068192	VEEMAX INVESTMENTS PRIVATE LIMITED	13/08/2012	-
U65910PN1992PTC015730	QUADRANT TRADES PRIVATE LIMITED	01/08/2000	-
U91100MH1951GAT008683	ALL INDIA RUBBER INNDUSTRIES ASSOCIATION	26/09/2015	-
U00899PN2006PTC022287	POONAM MAKAR LIFESTYLES PRIVATE LIMITED	03/04/2006	-
U74999PN2009PTC135096	INNOVENTION PROPERTY MANAGEMENT SERVICES PRIVATE LIMITED	01/12/2009	-
U74999PN2009PTC135095	QUADRANT PROPERTY MANAGEMENT SERVICES PRIVATE LIMITED	01/12/2009	-
List of LLP			
LLPIN/FLLPIN	LLP Name	Begin Date	End Date
AAC-4656	QUANTUM PROPERTIES LLP	16/07/2014	-
AAL-6091	PUNVICK SPACES LLP	04/01/2018	-
Name :	Mr. Vishal Vijeynand Makar		
Designation :	Managing director		
Address :	Cluster 1/13 and 14, Kumar City, Kalyani Nagar, Pune – 411014, Maharashtra, India		
Date of Birth/Age :	22.08.1965		
Qualification:	Chemical Engineer		
Date of Appointment :	01.09.2007		
DIN No.:	00020253		
PAN No.:	AAGPM4659K		
Other Directorship:			
List of Companies			
CIN/FCRN	Company Name	Begin Date	End Date
U67120MH1992PTC068192	VEEMAX INVESTMENTS PRIVATE LIMITED	17/08/1992	-
U65910PN1992PTC015730	QUADRANT TRADES PRIVATE LIMITED	24/08/1992	-
U74999PN2009PTC135096	INNOVENTION PROPERTY MANAGEMENT SERVICES PRIVATE LIMITED	01/12/2009	-
U74999PN2009PTC135095	QUADRANT PROPERTY MANAGEMENT SERVICES PRIVATE LIMITED	01/12/2009	-
List of LLP			
LLPIN/FLLPIN	LLP Name	Begin Date	End Date
AAC-4656	QUANTUM PROPERTIES LLP	16/07/2014	-
AAL-6091	PUNVICK SPACES LLP	04/01/2018	-
Name :	Mr. Satish Kotian		

Designation :	Director
Address :	Flat No. E-1/401 Madhuban Classics, Vishrantwadi, Pune – 411015, Maharashtra, India
Date of Birth/Age :	28.04.1958
Qualification:	Chartered Accountant
Date of Appointment :	18.04.2018
DIN No.:	06374939
PAN No.:	ABRPK2001P

KEY EXECUTIVES

Name :	Mr. Mukesh
Designation :	Manager

MAJOR SHAREHOLDERS

AS ON 31.03.2017

Names of Shareholders	No. of Shares
Vikram Vijeynand Makar	1793992
Vishal Vijeynand Makar	1793992
Estate of Late Vijeynand Sadanand Makar	5
Kamlesh Vijeynand Makar	138485
Poonam Vikram Makar	500
Meetashi Vishal Makar	500
Punvick Investment Private Limited, India	25
Quadrant Trades Private Limited, India	1
Total	3727500

Equity Share Break up (Percentage of Total Equity)

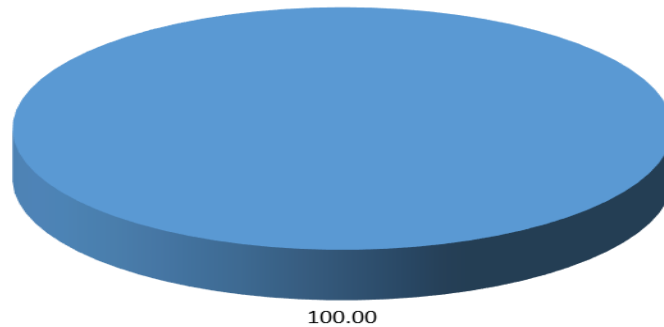
AS ON 30.10.2017

Category	Percentage
Promoters- Individual/Hindu Undivided Family- Indian	100.00
Total	100.00

DISCLAIMER : This Report is **PRIVATE & CONFIDENTIAL** and it is prepared at the request of and for its use by the Subscriber only. The Subscriber shall use the contents of the Report merely as an aid to its business. Mira Inform Private Limited ("MIPL") has collated information/data in the Report, which have not been verified unless otherwise specifically mentioned in the Report. The Subscriber shall independently verify the accuracy and correctness of the information/data before in any way acting upon the same. MIPL shall not be liable for any harm, injury, loss or damage caused to the Subscriber due to default by the Subscriber's debtors/beneficiaries in fulfilling their obligations of any nature whatsoever. This Report or any of its portion shall not be used as a documentary evidence or otherwise before any investigative agencies or forum of law. This Report is confidential and proprietary to MIPL. The Subscriber and/or any other person(s) may not reproduce, publish or disclose any of the contents of the Report to others without the express authorization of MIPL. This Report is prepared and issued to the Subscriber without any risk, responsibility or liability on the part of MIPL or its officials.

Share holding pattern

■ Promoters- Individual/Hindu Undivided Family- Indian



BUSINESS DETAILS

Line of Business :	Manufacturing and selling of fabric reinforced conveyor belts, rubber sheets and other rubber moulded products. [Registered activity and also confirmed by management]	
Products / Services :	Name and Description of main products / services	NIC Code
	Conveyor Belts	40101290
Brand Names :	Not Available	
Agencies Held :	Not Available	
Exports :		
Products :	Finished Goods	
Countries :	<ul style="list-style-type: none"> • European Countries • African Countries 	
Imports :		
Products :	Raw Material	
Countries :	<ul style="list-style-type: none"> • China • Japan • Unites States of America 	
Terms :		
Selling :	L/C, Cheque, Credit (30,60,90 Days) and RTGS	

DISCLAIMER : This Report is **PRIVATE & CONFIDENTIAL** and it is prepared at the request of and for its use by the Subscriber only. The Subscriber shall use the contents of the Report merely as an aid to its business. Mira Inform Private Limited ("MIPL") has collated information/data in the Report, which have not been verified unless otherwise specifically mentioned in the Report. The Subscriber shall independently verify the accuracy and correctness of the information/data before in any way acting upon the same. MIPL shall not be liable for any harm, injury, loss or damage caused to the Subscriber due to default by the Subscriber's debtors/beneficiaries in fulfilling their obligations of any nature whatsoever. This Report or any of its portion shall not be used as a documentary evidence or otherwise before any investigative agencies or forum of law. This Report is confidential and proprietary to MIPL. The Subscriber and/or any other person(s) may not reproduce, publish or disclose any of the contents of the Report to others without the express authorization of MIPL. This Report is prepared and issued to the Subscriber without any risk, responsibility or liability on the part of MIPL or its officials.

Purchasing : L/C, Cheque, Credit (30,60,90 Days) and RTGS

PRODUCTION STATUS – (NOT AVAILABLE)

GENERAL INFORMATION

Suppliers :	Reference :	Not Divulged
	Name of the Person :	--
	Contact No.:	--
	Since How Long Known :	--
	Maximum Limit Dealt :	--
	Experience :	--
	Remark:	--
Customers :	Reference :	Not Divulged
	Name of the Person :	--
	Contact No.:	--
	Since How Long Known :	--
	Maximum Limit Dealt :	--
	Experience :	--
	Remark:	--
No. of Employees :	750 (Approximately)	
Bankers :	Banker Name :	Union Bank of India (Lead Bank) Industrial Finance Branch
	Branch :	619, Sachap Pir Street, Cantonments Area, CAMP, Pune - 411001, Maharashtra, India
	Person Name (With Designation) :	--
	Contact Number :	--
	Name of Account Holder :	--
	Account Number :	--
	Account Since (Date/Year of Account Opening) :	--
	Average Balance Maintained :	--
	Credit Facilities Enjoyed (CC/OD/Term Loan) :	--
	Account Operation :	--
	Remark :	--
		<ul style="list-style-type: none"> • Corporation Bank, Corporate Banking Branch, 14, Pune Mumbai Road, Wakdewadi, Pune - 411003, Maharashtra, India • FirstRand Bank Limited, TCG Financial Centre Plot No C 53 G Block, Bandra Kurla Complex, Mumbai - 400051, Maharashtra, India

Facilities :	(INR In Million)		
	SECURED LOAN	As on 31.03.2017	As on 31.03.2016
	LONG TERM BORROWING		
	Rupee term loans from banks	171.910	71.020
	Other loans and advances	4.150	7.970
	SHORT TERM BORROWING		
	Foreign currency term loans from others	470.95	486.570
	Working capital loans from banks	25.000	25.000
	Loans repayable on demand from banks	665.04	491.170
	Total	1337.050	1081.730

Auditors :	
Name :	ANRK and Associates LLP Chartered Accountants
Address :	Pune, Maharashtra, India
PAN N Income-tax PAN of auditor or auditor's firm :	AAVFA1342G
Memberships :	Not Available
Collaborators :	Not Available
Enterprises which are owned, or have significant influence of or are partners with Key management personnel and their relatives:	<ul style="list-style-type: none"> • Quadrant Trades Private Limited, India [U65910PN1992PTC015730] • Quadrant Property Management Services Private Limited, India [U74999PN2009PTC135095] • Innovention Property Management Services Private Limited, India [U74999PN2009PTC135096] • Punvick Spaces Private Limited, India [U70100PN1993PTC167146] • Veemax Investments Private Limited, India [U67120MH1992PTC068192] • Poonam Makar Lifestyles Private Limited, India [U00899PN2006PTC022287] • Sadaprem Trust
Fellow Subsidiary Company:	<ul style="list-style-type: none"> • Oriental Rubber Industries (SA) Pty Limited
Subsidiary company	<ul style="list-style-type: none"> • Innovention International

CAPITAL STRUCTURE

AS ON 31.03.2017

Authorised Capital :

No. of Shares	Type	Value	Amount
5000000	Equity Shares	INR 10/- each	INR 50.000 Million

Issued, Subscribed & Paid-up Capital :

No. of Shares	Type	Value	Amount
3727500	Equity Shares	INR 10/- each	INR 37.275 Million

FINANCIAL DATA
[all figures are INR Million]

ABRIDGED BALANCE SHEET (STANDALONE)

SOURCES OF FUNDS	31.03.2017	31.03.2016	31.03.2015
I. EQUITY AND LIABILITIES			
(1) Shareholders' Funds			
(a) Share Capital	37.280	37.280	37.280
(b) Reserves and Surplus	978.410	951.900	929.290
(c) Money received against share warrants	0.000	0.000	0.000
(2) Share Application money pending allotment	0.000	0.000	0.000
Total Shareholders' Funds (1) + (2)	1015.690	989.180	966.570
(3) Non-Current Liabilities			
(a) long-term borrowings	178.820	84.120	47.560
(b) Deferred tax liabilities (Net)	77.730	43.640	36.390
(c) Other long-term liabilities	180.680	67.140	13.550
(d) long-term provisions	17.790	9.140	9.570
Total Non-current Liabilities (3)	455.020	204.040	107.070
(4) Current Liabilities			
(a) Short-term borrowings	1160.990	1002.740	963.520
(b) Trade payables	877.380	601.620	700.920
(c) Other current liabilities	61.880	71.930	50.270
(d) Short-term provisions	18.550	52.730	149.260
Total Current Liabilities (4)	2118.800	1729.020	1863.970
TOTAL	3589.510	2922.240	2937.610
II. ASSETS			
(1) Non-current assets			
(a) Fixed Assets			
(i) Tangible assets	796.080	516.390	492.190
(ii) Intangible Assets	3.170	4.080	7.040
(iii) Tangible assets capital work-in-progress	7.130	181.740	52.880
(iv) Intangible assets under development	0.000	0.000	0.000
(b) Non-current Investments	223.010	174.270	130.010
(c) Deferred tax assets (net)	0.000	0.000	0.000
(d) Long-term loans and advances	4.400	3.380	3.920
(e) Other Non-current assets	3.350	0.000	2.110
Total Non-Current Assets	1037.140	879.860	688.150

DISCLAIMER : This Report is **PRIVATE & CONFIDENTIAL** and it is prepared at the request of and for its use by the Subscriber only. The Subscriber shall use the contents of the Report merely as an aid to its business. Mira Inform Private Limited ("MIPL") has collated information/data in the Report, which have not been verified unless otherwise specifically mentioned in the Report. The Subscriber shall independently verify the accuracy and correctness of the information/data before in any way acting upon the same. MIPL shall not be liable for any harm, injury, loss or damage caused to the Subscriber due to default by the Subscriber's debtors/beneficiaries in fulfilling their obligations of any nature whatsoever. This Report or any of its portion shall not be used as a documentary evidence or otherwise before any investigative agencies or forum of law. This Report is confidential and proprietary to MIPL. The Subscriber and/or any other person(s) may not reproduce, publish or disclose any of the contents of the Report to others without the express authorization of MIPL. This Report is prepared and issued to the Subscriber without any risk, responsibility or liability on the part of MIPL or its officials.

(2) Current assets			
(a) Current investments	0.000	0.000	0.000
(b) Inventories	864.140	586.470	675.200
(c) Trade receivables	1367.960	1248.260	1365.930
(d) Cash and bank balances	106.760	51.440	128.000
(e) Short-term loans and advances	135.570	106.700	76.130
(f) Other current assets	77.940	49.510	4.200
Total Current Assets	2552.370	2042.380	2249.460
TOTAL	3589.510	2922.240	2937.610

PROFIT & LOSS ACCOUNT (STANDALONE)

	PARTICULARS	31.03.2017	31.03.2016	31.03.2015
	SALES			
	Income	3004.060	2903.640	3164.370
	Other Income	19.910	30.060	5.640
	TOTAL	3023.970	2933.700	3170.010
Less	EXPENSES			
	Cost of Materials Consumed	2054.300	1666.870	2007.900
	Purchases of Stock-in-Trade	46.050	41.450	24.830
	Changes in inventories of finished goods, work-in-progress and Stock-in-Trade	(147.480)	97.570	(183.280)
	Employee benefit expense	253.290	243.310	249.730
	Other expenses	546.560	605.480	572.240
	TOTAL	2752.720	2654.680	2671.420
	PROFIT/ (LOSS) BEFORE INTEREST, TAX, DEPRECIATION AND AMORTISATION	271.250	279.020	498.590
Less	FINANCIAL EXPENSES	152.150	111.460	134.860
	PROFIT / (LOSS) BEFORE TAX, DEPRECIATION AND AMORTISATION	119.100	167.560	363.730
Less/ Add	DEPRECIATION/ AMORTISATION	48.990	41.170	52.450
	PROFIT/ (LOSS) BEFORE TAX	70.110	126.390	311.280
Less	TAX	43.590	54.430	130.050
	PROFIT/ (LOSS) AFTER TAX	26.520	71.960	181.230

DISCLAIMER : This Report is **PRIVATE & CONFIDENTIAL** and it is prepared at the request of and for its use by the Subscriber only. The Subscriber shall use the contents of the Report merely as an aid to its business. Mira Inform Private Limited ("MIPL") has collated information/data in the Report, which have not been verified unless otherwise specifically mentioned in the Report. The Subscriber shall independently verify the accuracy and correctness of the information/data before in any way acting upon the same. MIPL shall not be liable for any harm, injury, loss or damage caused to the Subscriber due to default by the Subscriber's debtors/beneficiaries in fulfilling their obligations of any nature whatsoever. This Report or any of its portion shall not be used as a documentary evidence or otherwise before any investigative agencies or forum of law. This Report is confidential and proprietary to MIPL. The Subscriber and/or any other person(s) may not reproduce, publish or disclose any of the contents of the Report to others without the express authorization of MIPL. This Report is prepared and issued to the Subscriber without any risk, responsibility or liability on the part of MIPL or its officials.

EARNINGS IN FOREIGN CURRENCY				
F.O.B. Value of Exports		1819.790	2005.920	1944.380
TOTAL EARNINGS		1819.790	2005.920	1944.380
IMPORTS				
Raw Materials		778.460	725.730	1005.470
Components and spare parts		0.000	0.000	0.000
Capital Goods		21.110	0.930	24.270
TOTAL IMPORTS		799.570	726.660	1029.740
Earnings / (Loss) Per Share (INR)		7.12	19.31	48.59

Particulars			31.03.2018
Sales Turnover (Approximately)			4000.000 (Due to business growth)

The above information has been parted by Mr. Mukesh (Manager)

CURRENT MATURITIES OF LONG TERM DEBT DETAILS

Particulars	31.03.2017	31.03.2016	31.03.2015
Current Maturities of Long term debt	55.550	42.090	42.330
Cash generated from operations	NA	NA	NA
Net cash flows from (used in) operations	168.140	403.340	499.370
Net cash flows from (used in) operating activities	142.570	282.520	368.020

KEY RATIOS

EFFICIENCY RATIOS

PARTICULARS	31.03.2017	31.03.2016	31.03.2015
Average Collection Days (Sundry Debtors / Income * 365 Days)	166.21	156.91	157.56
Account Receivables Turnover (Income / Sundry Debtors)	2.20	2.33	2.32

DISCLAIMER : This Report is **PRIVATE & CONFIDENTIAL** and it is prepared at the request of and for its use by the Subscriber only. The Subscriber shall use the contents of the Report merely as an aid to its business. Mira Inform Private Limited ("MIPL") has collated information/data in the Report, which have not been verified unless otherwise specifically mentioned in the Report. The Subscriber shall independently verify the accuracy and correctness of the information/data before in any way acting upon the same. MIPL shall not be liable for any harm, injury, loss or damage caused to the Subscriber due to default by the Subscriber's debtors/beneficiaries in fulfilling their obligations of any nature whatsoever. This Report or any of its portion shall not be used as a documentary evidence or otherwise before any investigative agencies or forum of law. This Report is confidential and proprietary to MIPL. The Subscriber and/or any other person(s) may not reproduce, publish or disclose any of the contents of the Report to others without the express authorization of MIPL. This Report is prepared and issued to the Subscriber without any risk, responsibility or liability on the part of MIPL or its officials.

Average Payment Days (Sundry Creditors / Purchases * 365 Days)	152.47	128.54	125.86
Inventory Turnover (Operating Income / Inventories)	0.31	0.48	0.74
Asset Turnover (Operating Income / Net Fixed Assets)	0.34	0.40	0.90

LEVERAGE RATIOS

PARTICULARS	31.03.2017	31.03.2016	31.03.2015
Debt Ratio (Borrowing + Current Liabilities) / Total Assets	0.66	0.63	0.67
Debt Equity Ratio (Total Liability / Networth)	1.37	1.14	1.09
Current Liabilities to Networth (Current Liabilities / Net Worth)	2.09	1.75	1.93
Fixed Assets to Networth (Net Fixed Assets / Networth)	0.79	0.71	0.57
Interest Coverage Ratio (PBIT / Financial Charges)	1.78	2.50	3.70

PROFITABILITY RATIOS

PARTICULARS		31.03.2017	31.03.2016	31.03.2015
Net Profit Margin ((PAT / Sales) * 100)	%	0.88	2.48	5.73
Return on Total Assets ((PAT / Total Assets) * 100)	%	0.74	2.46	6.17
Return on Investment (ROI) ((PAT / Networth) * 100)	%	2.61	7.27	18.75

SOLVENCY RATIOS

PARTICULARS	31.03.2017	31.03.2016	31.03.2015
Current Ratio (Current Assets / Current Liabilities)	1.20	1.18	1.21
Quick Ratio ((Current Assets - Inventories) / Current Liabilities)	0.80	0.84	0.84

DISCLAIMER : This Report is **PRIVATE & CONFIDENTIAL** and it is prepared at the request of and for its use by the Subscriber only. The Subscriber shall use the contents of the Report merely as an aid to its business. Mira Inform Private Limited ("MIPL") has collated information/data in the Report, which have not been verified unless otherwise specifically mentioned in the Report. The Subscriber shall independently verify the accuracy and correctness of the information/data before in any way acting upon the same. MIPL shall not be liable for any harm, injury, loss or damage caused to the Subscriber due to default by the Subscriber's debtors/beneficiaries in fulfilling their obligations of any nature whatsoever. This Report or any of its portion shall not be used as a documentary evidence or otherwise before any investigative agencies or forum of law. This Report is confidential and proprietary to MIPL. The Subscriber and/or any other person(s) may not reproduce, publish or disclose any of the contents of the Report to others without the express authorization of MIPL. This Report is prepared and issued to the Subscriber without any risk, responsibility or liability on the part of MIPL or its officials.

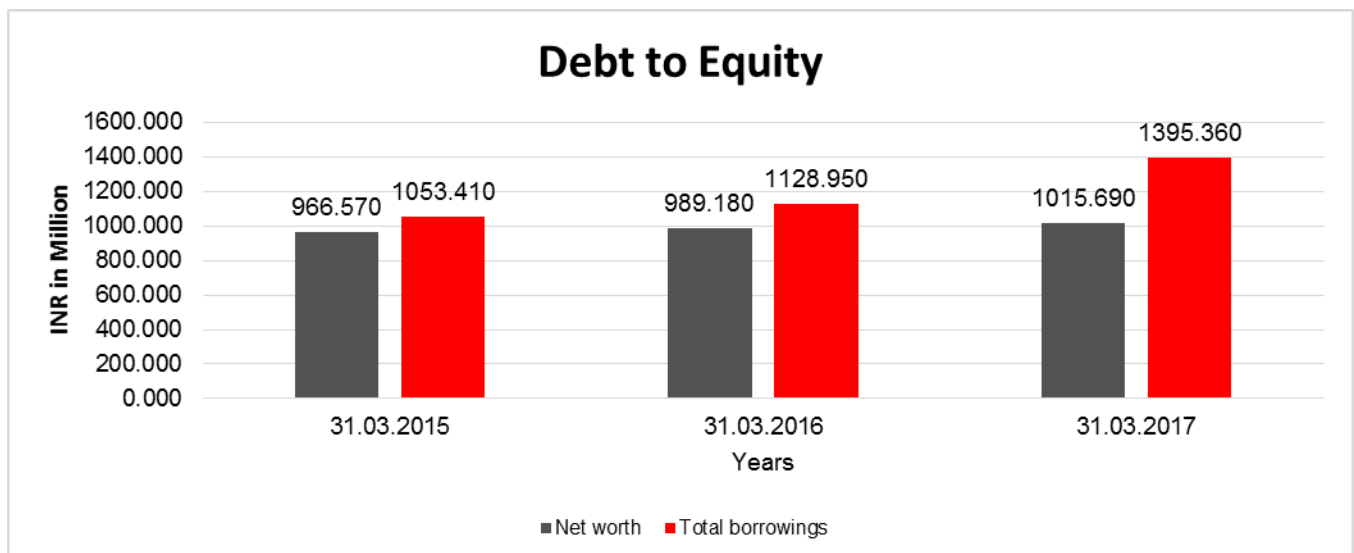
G-Score Ratio Financial (Networth / Total Assets)	0.28	0.34	0.33
G-Score Ratio Debt (Debts / Equity Capital)	37.43	30.28	28.26
G-Score Ratio Liquidity (Total Current Assets / Total Current Liabilities)	1.20	1.18	1.21

Total Liability = Short-term Debt + Long-term Debt + Current Maturities of Long-term debts

FINANCIAL ANALYSIS
[all figures are INR Million]

DEBT EQUITY RATIO

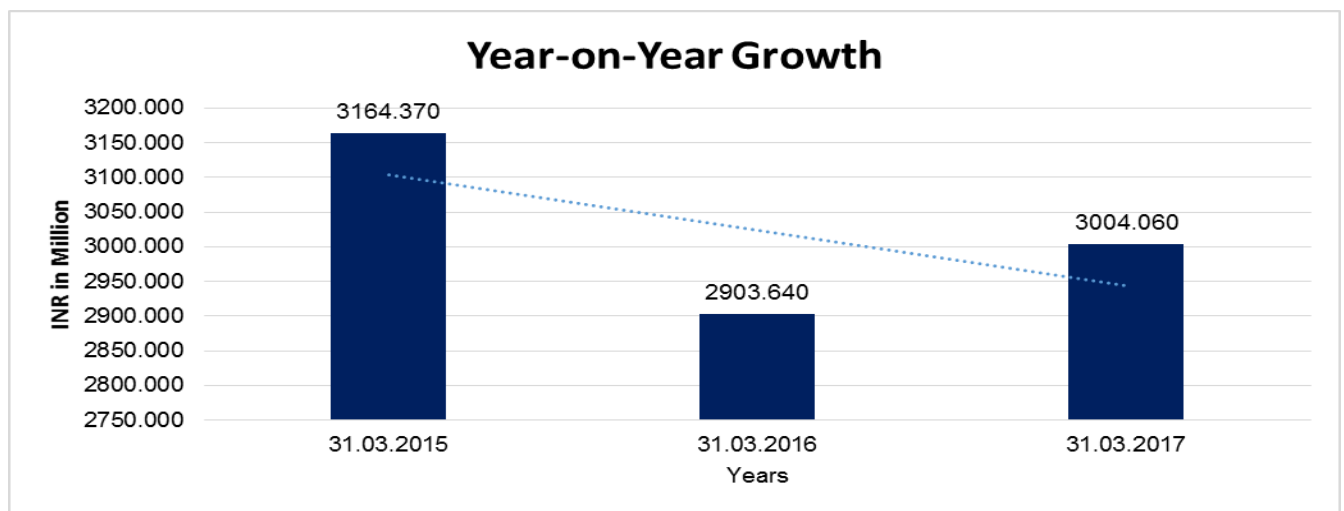
Particular	31.03.2015 (INR In Million)	31.03.2016 (INR In Million)	31.03.2017 (INR In Million)
Share Capital	37.280	37.280	37.280
Reserves & Surplus	929.290	951.900	978.410
Money received against share warrants	0.000	0.000	0.000
Share Application money pending allotment	0.000	0.000	0.000
Net worth	966.570	989.180	1015.690
Long-term borrowings	47.560	84.120	178.820
Short term borrowings	963.520	1002.740	1160.990
Current maturities of long-term debts	42.330	42.090	55.550
Total borrowings	1053.410	1128.950	1395.360
Debt/Equity ratio	1.090	1.141	1.374



DISCLAIMER : This Report is **PRIVATE & CONFIDENTIAL** and it is prepared at the request of and for its use by the Subscriber only. The Subscriber shall use the contents of the Report merely as an aid to its business. Mira Inform Private Limited ("MIPL") has collated information/data in the Report, which have not been verified unless otherwise specifically mentioned in the Report. The Subscriber shall independently verify the accuracy and correctness of the information/data before in any way acting upon the same. MIPL shall not be liable for any harm, injury, loss or damage caused to the Subscriber due to default by the Subscriber's debtors/beneficiaries in fulfilling their obligations of any nature whatsoever. This Report or any of its portion shall not be used as a documentary evidence or otherwise before any investigative agencies or forum of law. This Report is confidential and proprietary to MIPL. The Subscriber and/or any other person(s) may not reproduce, publish or disclose any of the contents of the Report to others without the express authorization of MIPL. This Report is prepared and issued to the Subscriber without any risk, responsibility or liability on the part of MIPL or its officials.

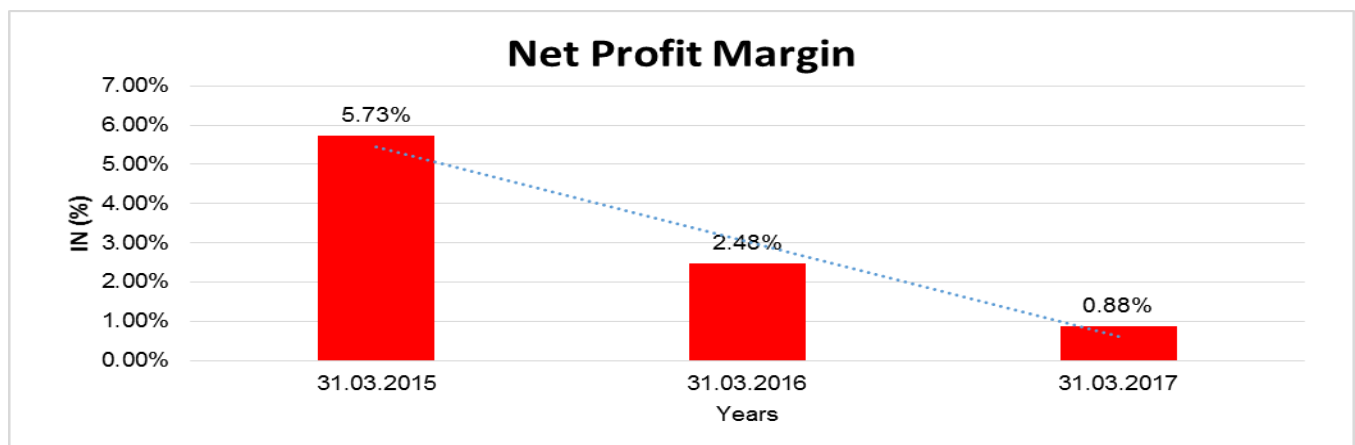
YEAR-ON-YEAR GROWTH

Year on Year Growth	31.03.2015	31.03.2016	31.03.2017
	(INR In Million)	(INR In Million)	(INR In Million)
Sales	3164.370	2903.640	3004.060
		(8.240)	3.458



NET PROFIT MARGIN

Net Profit Margin	31.03.2015	31.03.2016	31.03.2017
	(INR In Million)	(INR In Million)	(INR In Million)
Sales	3164.370	2903.640	3004.060
Profit/ (Loss)	181.230	71.960	26.520
	5.73 %	2.48 %	0.88 %



DISCLAIMER : This Report is **PRIVATE & CONFIDENTIAL** and it is prepared at the request of and for its use by the Subscriber only. The Subscriber shall use the contents of the Report merely as an aid to its business. Mira Inform Private Limited ("MIPL") has collated information/data in the Report, which have not been verified unless otherwise specifically mentioned in the Report. The Subscriber shall independently verify the accuracy and correctness of the information/data before in any way acting upon the same. MIPL shall not be liable for any harm, injury, loss or damage caused to the Subscriber due to default by the Subscriber's debtors/beneficiaries in fulfilling their obligations of any nature whatsoever. This Report or any of its portion shall not be used as a documentary evidence or otherwise before any investigative agencies or forum of law. This Report is confidential and proprietary to MIPL. The Subscriber and/or any other person(s) may not reproduce, publish or disclose any of the contents of the Report to others without the express authorization of MIPL. This Report is prepared and issued to the Subscriber without any risk, responsibility or liability on the part of MIPL or its officials.

ABRIDGED BALANCE SHEET (CONSOLIDATED)

SOURCES OF FUNDS		31.03.2017	31.03.2016
I. EQUITY AND LIABILITIES			
(1) Shareholders' Funds			
(a) Share Capital		37.280	37.280
(b) Reserves and Surplus		953.190	935.300
(d) Minority interest		14.970	12.740
(2) Share Application money pending allotment		0.000	0.000
Total Shareholders' Funds (1) + (2)		990.470	972.580
(3) Non-Current Liabilities			
(a) long-term borrowings		341.180	236.960
(b) Deferred tax liabilities (Net)		106.990	72.800
(c) Other long-term liabilities		180.680	67.140
(d) long-term provisions		17.790	9.150
Total Non-current Liabilities (3)		646.640	386.050
(4) Current Liabilities			
(a) Short-term borrowings		1339.700	1267.100
(b) Trade payables		969.450	697.110
(c) Other current liabilities		118.620	110.130
(d) Short-term provisions		18.550	64.400
Total Current Liabilities (4)		2446.320	2138.740
TOTAL		4098.400	3510.110
II. ASSETS			
(1) Non-current assets			
(a) Fixed Assets			
(i) Tangible assets		1344.450	1103.020
(ii) Intangible Assets		8.260	10.930
(iii) Tangible assets capital work-in-progress		7.140	181.740
(iv) Intangible assets under development		0.000	0.000
(b) Non-current Investments		0.000	0.000
(c) Deferred tax assets (net)		0.000	0.000
(d) Long-term loans and advances		9.700	3.380
(e) Other Non-current assets		3.350	0.000
Total Non-Current Assets		1372.900	1299.070
(2) Current assets			
(a) Current investments		0.000	0.000
(b) Inventories		1246.790	1038.350
(c) Trade receivables		991.190	908.440

DISCLAIMER : This Report is **PRIVATE & CONFIDENTIAL** and it is prepared at the request of and for its use by the Subscriber only. The Subscriber shall use the contents of the Report merely as an aid to its business. Mira Inform Private Limited ("MIPL") has collated information/data in the Report, which have not been verified unless otherwise specifically mentioned in the Report. The Subscriber shall independently verify the accuracy and correctness of the information/data before in any way acting upon the same. MIPL shall not be liable for any harm, injury, loss or damage caused to the Subscriber due to default by the Subscriber's debtors/beneficiaries in fulfilling their obligations of any nature whatsoever. This Report or any of its portion shall not be used as a documentary evidence or otherwise before any investigative agencies or forum of law. This Report is confidential and proprietary to MIPL. The Subscriber and/or any other person(s) may not reproduce, publish or disclose any of the contents of the Report to others without the express authorization of MIPL. This Report is prepared and issued to the Subscriber without any risk, responsibility or liability on the part of MIPL or its officials.

(d) Cash and bank balances		191.250	90.930
(e) Short-term loans and advances		218.330	123.800
(f) Other current assets		77.940	49.520
Total Current Assets		2725.500	2211.040
TOTAL		4098.400	3510.110

PROFIT & LOSS ACCOUNT (CONSOLIDATED)

	PARTICULARS	31.03.2017	31.03.2016
	SALES		
	Income	3392.720	3174.110
	Other Income	120.870	36.860
	TOTAL	3513.590	3210.970
Less	EXPENSES		
	Cost of Materials Consumed	2400.730	1618.090
	Purchases of Stock-in-Trade	46.050	193.210
	Changes in inventories of finished goods, work-in-progress and Stock-in-Trade	(147.480)	151.830
	Employee benefit expense	291.660	284.710
	Other expenses	621.750	626.340
	TOTAL	3212.710	2874.180
	PROFIT/ (LOSS) BEFORE INTEREST, TAX, DEPRECIATION AND AMORTISATION	300.880	336.790
Less	FINANCIAL EXPENSES	197.760	146.790
	PROFIT / (LOSS) BEFORE TAX, DEPRECIATION AND AMORTISATION	103.120	190.000
Less/ Add	DEPRECIATION/ AMORTISATION	51.470	45.200
	PROFIT/ (LOSS) BEFORE TAX	51.650	144.800
Less	TAX	48.620	91.910
	PROFIT/ (LOSS) AFTER TAX	3.030	52.890
	Earnings / (Loss) Per Share (INR)	0.81	14.19

DISCLAIMER : This Report is **PRIVATE & CONFIDENTIAL** and it is prepared at the request of and for its use by the Subscriber only. The Subscriber shall use the contents of the Report merely as an aid to its business. Mira Inform Private Limited ("MIPL") has collated information/data in the Report, which have not been verified unless otherwise specifically mentioned in the Report. The Subscriber shall independently verify the accuracy and correctness of the information/data before in any way acting upon the same. MIPL shall not be liable for any harm, injury, loss or damage caused to the Subscriber due to default by the Subscriber's debtors/beneficiaries in fulfilling their obligations of any nature whatsoever. This Report or any of its portion shall not be used as a documentary evidence or otherwise before any investigative agencies or forum of law. This Report is confidential and proprietary to MIPL. The Subscriber and/or any other person(s) may not reproduce, publish or disclose any of the contents of the Report to others without the express authorization of MIPL. This Report is prepared and issued to the Subscriber without any risk, responsibility or liability on the part of MIPL or its officials.

LOCAL AGENCY FURTHER INFORMATION

Sr. No.	Check list by info agents	Available in Report (Yes/No)
1	Year of establishment	Yes
2	Constitution of the entity -Incorporation details	Yes
3	Locality of the entity	Yes
4	Premises details	Yes
5	Buyer visit details	--
6	Contact numbers	Yes
7	Name of the person contacted	Yes
8	Designation of contact person	Yes
9	Promoter's background	Yes
10	Date of Birth of Proprietor / Partners / Directors	Yes
11	Pan Card No. of Proprietor / Partners	Yes
12	Voter Id Card No. of Proprietor / Partners	No
13	Type of business	Yes
14	Line of Business	Yes
15	Export/import details (if applicable)	Yes
16	No. of employees	Yes
17	Details of sister concerns	Yes
18	Major suppliers	No
19	Major customers	No
20	Banking Details	Yes
21	Banking facility details	Yes
22	Conduct of the banking account	--
23	Financials, if provided	Yes
24	Capital in the business	Yes
25	Last accounts filed at ROC, if applicable	Yes
26	Turnover of firm for last four years	Yes
27	Reasons for variation <> 20%	Yes
28	Estimation for coming financial year	No
29	Profitability for last three years	Yes
30	Major shareholders, if available	Yes
31	External Agency Rating, if available	Yes
32	Litigations that the firm/promoter involved in	--
33	Market information	--
34	Payments terms	Yes
35	Negative Reporting by Auditors in the Annual Report	No

GENERAL INFORMATION

Subject was incorporated on 20 January 1949. The registered office of the Company is in Pune, Maharashtra. The Company is engaged in the manufacturing and selling of fabric reinforced conveyor belts, rubber sheets and other rubber moulded products. It caters to both domestic and international markets.

STATE OF AFFAIRS

During the year under reference, the sales grew by INR 10.052 Million and EBITDA also grew commensurately. However net margins were lower, primarily due to the higher interest charges on increased term loans taken for the Steel Cord project and the increased depreciation outgo.

The Steel cord line is now getting steady orders from demanding customers in the overseas and domestic markets, duly recognizing the state of the art facilities established by the Company and the high reputation of the brand Oriental Maxx Steelflex.

Raw material prices were volatile and only eased towards the last quarter of the financial year.

OUTLOOK FOR THE CURRENT YEAR

They are continuing their focus on expanding into more critical belting applications and the Company is experiencing a buoyant growth in its overall business, though the competition continues to be strong. The capacity increases in both its locations in India are now on stream and with the higher output and stable order book, Raw material prices have been more stable though there have been shortages in some key raw materials, which have been managed by our proactive approach.

UNSECURED LOANS:

(INR In Million)

Particulars	As on 31.03.2017	As on 31.03.2016
LONG TERM BORROWING		
Deferred payment liabilities	2.760	5.130
Total	2.760	5.130

INDEX OF CHARGE:

SN O	SRN	CHARGE ID	CHARGE HOLDER NAME	DATE OF CREATION	DATE OF MODIFICATION	DATE OF SATISFACTION	AMOUNT	ADDRESS
1	H15436 611	100203 756	BAJAJ FINANCE LIMITED	20/03/2 018	-	-	100000000.0	AKURDI PUNE- PUNEMA411035I N
2	G8766 9073	100177 661	BAJAJ FINANCE LIMITED	22/11/2 017	-	-	100000000.0	AKURDI PUNE- PUNEMA411035I N
3	C81265	106249	UNION	18/02/2	-	-	225000000.0	619,SACHAPIR

DISCLAIMER : This Report is **PRIVATE & CONFIDENTIAL** and it is prepared at the request of and for its use by the Subscriber only. The Subscriber shall use the contents of the Report merely as an aid to its business. Mira Inform Private Limited ("MIPL") has collated information/data in the Report, which have not been verified unless otherwise specifically mentioned in the Report. The Subscriber shall independently verify the accuracy and correctness of the information/data before in any way acting upon the same. MIPL shall not be liable for any harm, injury, loss or damage caused to the Subscriber due to default by the Subscriber's debtors/beneficiaries in fulfilling their obligations of any nature whatsoever. This Report or any of its portion shall not be used as a documentary evidence or otherwise before any investigative agencies or forum of law. This Report is confidential and proprietary to MIPL. The Subscriber and/or any other person(s) may not reproduce, publish or disclose any of the contents of the Report to others without the express authorization of MIPL. This Report is prepared and issued to the Subscriber without any risk, responsibility or liability on the part of MIPL or its officials.

	399	40	BANK OF INDIA INDUSTRI AL FINANCE BRANCH	016				STREE, CANTONMENT AREACAMP PUN EMH411001IN
4	G5997 8890	100463 98	UNION BANK OF INDIA (LEAD BANK) INDUSTRI AL FINANCE BRANCH	29/03/2 007	26/09/201 7	-	2005000000.0	619, SACHAP PIR STREET, CANTONMENTS AREACAMP PUN EMH411001IN
5	Y10172 921	900879 00	UNION BANK OF INDIA	25/06/1 995	-	-	5000000.0	AGA KHAN PALACE BRANCH PUNEM H411006IN
6	G8923 8141	105391 59	CORPOR ATION BANK	25/11/2 014	-	29/05/2018	15000000.0	CORPORATE BANKING BRANCH, 14, PUNE MUMBAI ROAD WAKDEW ADI, PUNE PUNEMH4 11003IN
7	G8923 8174	104840 57	CORPOR ATION BANK	31/01/2 014	-	29/05/2018	1200000.0	CORPORATE BANKING BRANCH, 14, PUNE MUMBAI ROAD, WAKDEWADI, PUNEMH411003IN
8	G8733 3639	104470 83	FIRSTRAN D BANK LIMITED	12/08/2 013	-	11/05/2018	50000000.0	TCG FINANCIAL CENTRE PLOT NO C 53 G BLOCK BANDRA KURLA COMPLEX MUMBAI AIMH400051IN
9	C16355 604	900935 70	THE STATE INDUSTRI AL & INVESTM ENT CORP. OF MAHARAS	15/02/1 991	-	12/08/2014	8500000.0	NIRMAL; 1ST FLOOR NARIMAN POINT BOMBAY MH400021IN

			TRA LTD.					
10	C10390 284	103102 31	CORPOR ATION BANK	16/08/2 011	15/09/201 1	27/06/2014	40000000.0	CORPORATE BANKING BRANCH, 14, PUNE MUMBAI ROAD, WAKDEWADI, PU NEMH411003IN

FIXED ASSETS:

Tangible assets

- Land
- Buildings
- Plant and equipment
- Furniture and fixtures
- Vehicles
- Computer equipments

Intangible assets

- Computer software

CMT REPORT (Corruption, Money Laundering & Terrorism]

The Public Notice information has been collected from various sources including but not limited to: **The Courts, India Prisons Service, Interpol, etc.**

1] INFORMATION ON DESIGNATED PARTY

No exist designating subject or any of its beneficial owners, controlling shareholders or senior officers as terrorist or terrorist organization or whom notice had been received that all financial transactions involving their assets have been blocked or convicted, found guilty or against whom a judgement or order had been entered in a proceedings for violating money-laundering, anti-corruption or bribery or international economic or anti-terrorism sanction laws or whose assets were seized, blocked, frozen or ordered forfeited for violation of money laundering or international anti-terrorism laws.

2] Court Declaration :

No records exist to suggest that subject is or was the subject of any formal or informal allegations, prosecutions or other official proceeding for making any prohibited payments or other improper payments to government officials for engaging in prohibited transactions or with designated parties.

3] Asset Declaration :

No records exist to suggest that the property or assets of the subject are derived from criminal conduct or a prohibited transaction.

4] Record on Financial Crime :

Charges or conviction registered against subject: **None**

5] Records on Violation of Anti-Corruption Laws :

Charges or investigation registered against subject: **None**

6] Records on Int'l Anti-Money Laundering Laws/Standards :

Charges or investigation registered against subject: **None**

7] Criminal Records

No available information exist that suggest that subject or any of its principals have been formally charged or convicted by a competent governmental authority for any financial crime or under any formal investigation by a competent government authority for any violation of anti-corruption laws or international anti-money laundering laws or standard.

8] Affiliation with Government :

No record exists to suggest that any director or indirect owners, controlling shareholders, director, officer or employee of the company is a government official or a family member or close business associate of a Government official.

9] Compensation Package :

Our market survey revealed that the amount of compensation sought by the subject is fair and reasonable and comparable to compensation paid to others for similar services.

10] Press Report :

No press reports / filings exists on the subject.

CORPORATE GOVERNANCE

MIRA INFORM as part of its Due Diligence do provide comments on Corporate Governance to identify management and governance. These factors often have been predictive and in some cases have created vulnerabilities to credit deterioration.

Our Governance Assessment focuses principally on the interactions between a company's management, its Board of Directors, Shareholders and other financial stakeholders.

CONTRAVENTION

Subject is not known to have contravened any existing local laws, regulations or policies that prohibit, restrict or otherwise affect the terms and conditions that could be included in the agreement with the subject.

FOREIGN EXCHANGE RATES

Currency	Unit	INR
US Dollar	1	INR 73.66
UK Pound	1	INR 95.93
Euro	1	INR 84.40

INFORMATION DETAILS

Information Gathered by :	TEJ
Analysis Done by :	PRY
Report Prepared by :	KVT

SCORE FACTORS

DEMERIT POINTS		
--BANK CHARGES	YES/NO	YES
--LITIGATION	YES/NO	NO
--OTHER ADVERSE INFORMATION	YES/NO	NO
MERIT POINTS		
--SOLE DISTRIBUTORSHIP	YES/NO	NO
--EXPORT ACTIVITIES	YES/NO	YES
--AFFILIATION	YES/NO	YES
--LISTED	YES/NO	NO
--OTHER MERIT FACTORS	YES/NO	YES

RATING EXPLANATIONS

Credit Rating	Explanation	Rating Comments
A++	Minimum Risk	Business dealings permissible with minimum risk of default
A+	Low Risk	Business dealings permissible with low risk of default
A	Acceptable Risk	Business dealings permissible with moderate risk of default
B	Medium Risk	Business dealings permissible on a regular monitoring basis
C	Medium High Risk	Business dealings permissible preferably on secured basis
D	High Risk	Business dealing not recommended or on secured terms only
NB	New Business	No recommendation can be done due to business in infancy stage
NT	No Trace	No recommendation can be done as the business is not traceable

NB is stated where there is insufficient information to facilitate rating. However, it is not to be considered as unfavourable.

This score serves as a reference to assess SC's credit risk and to set the amount of credit to be extended. It is calculated from a composite of weighted scores obtained from each of the major sections of this report. The assessed factors are as follows:

- Financial condition covering various ratios
- Company background and operations size
- Promoters / Management background
- Payment record
- Litigation against the subject
- Industry scenario / competitor analysis
- Supplier / Customer / Banker review (wherever available)

DISCLAIMER : This Report is **PRIVATE & CONFIDENTIAL** and it is prepared at the request of and for its use by the Subscriber only. The Subscriber shall use the contents of the Report merely as an aid to its business. Mira Inform Private Limited ("MIPL") has collated information/data in the Report, which have not been verified unless otherwise specifically mentioned in the Report. The Subscriber shall independently verify the accuracy and correctness of the information/data before in any way acting upon the same. MIPL shall not be liable for any harm, injury, loss or damage caused to the Subscriber due to default by the Subscriber's debtors/beneficiaries in fulfilling their obligations of any nature whatsoever. This Report or any of its portion shall not be used as a documentary evidence or otherwise before any investigative agencies or forum of law. This Report is confidential and proprietary to MIPL. The Subscriber and/or any other person(s) may not reproduce, publish or disclose any of the contents of the Report to others without the express authorization of MIPL. This Report is prepared and issued to the Subscriber without any risk, responsibility or liability on the part of MIPL or its officials.