

MIRA INFORM REPORT

Report No. :	533554
Report Date :	20.10.2018

IDENTIFICATION DETAILS

Name :	AMETEK (GB) LIMITED
Formerly Known As :	LLOYD INSTRUMENTS LIMITED
Registered Office :	Po Box 36, 2 New Star Road Leicester Leicestershire Le4 9jq
Country :	United kingdom
Financials (as on) :	31.12.2017
Date of Incorporation :	18.12.1990
Com. Reg. No.:	02569386
Legal Form :	Private limited with Share Capital
Line of Business :	<ul style="list-style-type: none"> • Manufacture of Electronic Measuring, Testing Etc. Equipment, Not For Industrial Process Control • Manufacture and distribution of electro-mechanical testing equipment, direct current circuits and high-precision analytic measurement instrumentation and the distribution of electronic detection instrumentation and electric motors
No. of Employees :	82 (2017)

RATING & COMMENTS

(Mira Inform has adopted New Rating mechanism w.e.f. 23rd January 2017)

MIRA's Rating :	A
------------------------	---

Credit Rating	Explanation	Rating Comments
A	Acceptable Risk	Business dealings permissible with moderate risk of default

Status :	Good
Payment Behaviour :	Regular

DISCLAIMER : This Report is **PRIVATE & CONFIDENTIAL** and it is prepared at the request of and for its use by the Subscriber only. The Subscriber shall use the contents of the Report merely as an aid to its business. Mira Inform Private Limited ("MIPL") has collated information/data in the Report, which have not been verified unless otherwise specifically mentioned in the Report. The Subscriber shall independently verify the accuracy and correctness of the information/data before in any way acting upon the same. MIPL shall not be liable for any harm, injury, loss or damage caused to the Subscriber due to default by the Subscriber's debtors/beneficiaries in fulfilling their obligations of any nature whatsoever. This Report or any of its portion shall not be used as a documentary evidence or otherwise before any investigative agencies or forum of law. This Report is confidential and proprietary to MIPL. The Subscriber and/or any other person(s) may not reproduce, publish or disclose any of the contents of the Report to others without the express authorization of MIPL. This Report is prepared and issued to the Subscriber without any risk, responsibility or liability on the part of MIPL or its officials.

Litigation :	Clear
---------------------	-------

NOTES :

Any query related to this report can be made on e-mail : infodept@mirainform.com while quoting report number, name and date.

ECGC Country Risk Classification List

Country Name	Previous Rating (30.06.2018)	Current Rating (30.09.2018)
United kingdom	A1	A1

Risk Category	ECGC Classification
Insignificant	A1
Low Risk	A2
Moderately Low Risk	B1
Moderate Risk	B2
Moderately High Risk	C1
High Risk	C2
Very High Risk	D

DISCLAIMER : This Report is **PRIVATE & CONFIDENTIAL** and it is prepared at the request of and for its use by the Subscriber only. The Subscriber shall use the contents of the Report merely as an aid to its business. Mira Inform Private Limited ("MIPL") has collated information/data in the Report, which have not been verified unless otherwise specifically mentioned in the Report. The Subscriber shall independently verify the accuracy and correctness of the information/data before in any way acting upon the same. MIPL shall not be liable for any harm, injury, loss or damage caused to the Subscriber due to default by the Subscriber's debtors/beneficiaries in fulfilling their obligations of any nature whatsoever. This Report or any of its portion shall not be used as a documentary evidence or otherwise before any investigative agencies or forum of law. This Report is confidential and proprietary to MIPL. The Subscriber and/or any other person(s) may not reproduce, publish or disclose any of the contents of the Report to others without the express authorization of MIPL. This Report is prepared and issued to the Subscriber without any risk, responsibility or liability on the part of MIPL or its officials.

UNITED KINGDOM - ECONOMIC OVERVIEW

The UK, a leading trading power and financial center, is the third largest economy in Europe after Germany and France. Agriculture is intensive, highly mechanized, and efficient by European standards, producing about 60% of food needs with less than 2% of the labor force. The UK has large coal, natural gas, and oil resources, but its oil and natural gas reserves are declining; the UK has been a net importer of energy since 2005. Services, particularly banking, insurance, and business services, are key drivers of British GDP growth. Manufacturing, meanwhile, has declined in importance but still accounts for about 10% of economic output.

In 2008, the global financial crisis hit the economy particularly hard, due to the importance of its financial sector. Falling home prices, high consumer debt, and the global economic slowdown compounded the UK's economic problems, pushing the economy into recession in the latter half of 2008 and prompting the then BROWN (Labour) government to implement a number of measures to stimulate the economy and stabilize the financial markets. Facing burgeoning public deficits and debt levels, in 2010 the then CAMERON-led coalition government (between Conservatives and Liberal Democrats) initiated an austerity program, which has continued under the Conservative government. However, the deficit still remains one of the highest in the G7, standing at 3.6% of GDP as of 2017, and the UK has pledged to lower its corporation tax from 20% to 17% by 2020. The UK had a debt burden of 90.4% GDP at the end of 2017.

The UK economy has begun to slow since the referendum vote to leave the EU in June 2016. A sustained depreciation of the British pound has increased consumer and producer prices, weighing on consumer spending without spurring a meaningful increase in exports. The UK has an extensive trade relationship with other EU members through its single market membership, and economic observers have warned the exit will jeopardize its position as the central location for European financial services. Prime Minister MAY is seeking a new "deep and special" trade relationship with the EU following the UK's exit. However, economists doubt that the UK will be able to preserve the benefits of EU membership without the obligations. The UK is expected to officially leave the EU by the end of March 2019.

Source : CIA

COMPANY NAME AND ADDRESS

Company Name: **AMETEK (GB) LIMITED**
Company No: **02569386**
Registered Address: **PO BOX 36, 2 NEW STAR ROAD LEICESTER LEICESTERSHIRE LE4 9JQ**

COMPANY SUMMARY

Registered Address PO BOX 36, 2 NEW STAR ROAD
LEICESTER
LEICESTERSHIRE
LE4 9JQ

Trading Address PO Box 36, 2 New Star Road
Leicester
Leicestershire
LE4 9JQ

Website Address <http://www.ametek.com>

Telephone Number 01162462957

Fax Number

TPS Yes

FPS Yes

Incorporation Date 18/12/1990

Previous Name LLOYD INSTRUMENTS LIMITED

Type Private limited with Share Capital

FTSE Index -

Date of Change 30/10/2015

Filing Date of Accounts 01/06/2018

Currency GBP

Share Capital £1,100,002

SIC07 26511

DISCLAIMER : This Report is **PRIVATE & CONFIDENTIAL** and it is prepared at the request of and for its use by the Subscriber only. The Subscriber shall use the contents of the Report merely as an aid to its business. Mira Inform Private Limited ("MIPL") has collated information/data in the Report, which have not been verified unless otherwise specifically mentioned in the Report. The Subscriber shall independently verify the accuracy and correctness of the information/data before in any way acting upon the same. MIPL shall not be liable for any harm, injury, loss or damage caused to the Subscriber due to default by the Subscriber's debtors/beneficiaries in fulfilling their obligations of any nature whatsoever. This Report or any of its portion shall not be used as a documentary evidence or otherwise before any investigative agencies or forum of law. This Report is confidential and proprietary to MIPL. The Subscriber and/or any other person(s) may not reproduce, publish or disclose any of the contents of the Report to others without the express authorization of MIPL. This Report is prepared and issued to the Subscriber without any risk, responsibility or liability on the part of MIPL or its officials.

Charity Number	-
SIC07 Description	MANUFACTURE OF ELECTRONIC MEASURING, TESTING ETC. EQUIPMENT, NOT FOR INDUSTRIAL PROCESS CONTROL
Principal Activity	Manufacture and distribution of electro-mechanical testing equipment, direct current circuits and high-precision analytic measurement instrumentation and the distribution of electronic detection instrumentation and electric motors.

ADDITIONAL INFORMATION

CCJ's	0 (£0)
No CCJ Information To Display	
Ultimate Holding Company	AMETEK INCORPORATED
Accountant	-
Mortgages	2
Group	34 companies
Linkages	149 companies
Countries	In 18 countries

KEY FINANCIALS

Year to Date	Turnover	Pre Tax Profit	Shareholder's Funds	Employees
31/12/2017	£23,540,000	£5,672,000	£18,344,000	82
31/12/2016	£25,933,000	£6,653,000	£21,810,000	83
31/12/2015	£15,258,000	£4,252,000	£22,948,000	44

MORTGAGE SUMMARY

Total Mortgage	2
Outstanding	0
Satisfied	2

TRADE DEBTORS / BAD DEBT SUMMARY

Total Number of Documented Trade	0
Total Value of Documented Trade	£0

DISCLAIMER : This Report is **PRIVATE & CONFIDENTIAL** and it is prepared at the request of and for its use by the Subscriber only. The Subscriber shall use the contents of the Report merely as an aid to its business. Mira Inform Private Limited ("MIPL") has collated information/data in the Report, which have not been verified unless otherwise specifically mentioned in the Report. The Subscriber shall independently verify the accuracy and correctness of the information/data before in any way acting upon the same. MIPL shall not be liable for any harm, injury, loss or damage caused to the Subscriber due to default by the Subscriber's debtors/beneficiaries in fulfilling their obligations of any nature whatsoever. This Report or any of its portion shall not be used as a documentary evidence or otherwise before any investigative agencies or forum of law. This Report is confidential and proprietary to MIPL. The Subscriber and/or any other person(s) may not reproduce, publish or disclose any of the contents of the Report to others without the express authorization of MIPL. This Report is prepared and issued to the Subscriber without any risk, responsibility or liability on the part of MIPL or its officials.

COMMENTARY

This company's ratio of total liabilities to total assets indicates the presence of strong equity funding.
This company's return on total assets employed ratio indicates a highly efficient use of assets.
This company has made late payments on a medium percentage of invoices.
The company has more cash than short term bank borrowings.
This company trades in an industry with a lower level of corporate failures.

CCJ

Total Number of Exact CCJs -	0	Total Value of Exact CCJs -	
Total Number of Possible CCJs -	0	Total Value of Possible CCJs -	
Total Number of Satisfied CCJs -	0	Total Value of Satisfied CCJs -	
Total Number of Writs -	-		

Total Current Directors	4	Total Current Secretaries	1
Total Previous Directors / Company Secretaries	30	Total Person's With Significant Control	1

CURRENT DIRECTORS

Title	Ms	Function	Director
Name	Emanuela Speranza	Nationality	Italian
Date of Birth	12/1968	Present Appointments	11
Latest Address	2 New Star Road, Leicester, Leicestershire	Appointment Date	31/03/2014
Post Code	LE4 9JD		
Other Actions	View Director Report	View Consumer Report	View AML Report
	View Trace Report	View Compliance Report	
Title	Mr	Function	Director
Name	Mikael Nasstrom	Nationality	Swedish
Date of Birth	04/1972	Present Appointments	1
Latest Address	2 New Star Road, Leicester, Leicestershire	Appointment Date	01/01/2016
Post Code	LE4 9JD		
Other Actions	View Director Report	View Consumer Report	View AML Report
	View Trace Report	View Compliance Report	

DISCLAIMER : This Report is **PRIVATE & CONFIDENTIAL** and it is prepared at the request of and for its use by the Subscriber only. The Subscriber shall use the contents of the Report merely as an aid to its business. Mira Inform Private Limited ("MIPL") has collated information/data in the Report, which have not been verified unless otherwise specifically mentioned in the Report. The Subscriber shall independently verify the accuracy and correctness of the information/data before in any way acting upon the same. MIPL shall not be liable for any harm, injury, loss or damage caused to the Subscriber due to default by the Subscriber's debtors/beneficiaries in fulfilling their obligations of any nature whatsoever. This Report or any of its portion shall not be used as a documentary evidence or otherwise before any investigative agencies or forum of law. This Report is confidential and proprietary to MIPL. The Subscriber and/or any other person(s) may not reproduce, publish or disclose any of the contents of the Report to others without the express authorization of MIPL. This Report is prepared and issued to the Subscriber without any risk, responsibility or liability on the part of MIPL or its officials.

Title	Mr	Function	Director
Name	Pietro Luigi Enrico Zetti	Nationality	Italian
Date of Birth	06/1968	Present Appointments	7
Latest Address	Ametek Srl Via De Barzi, Robecco Sul Naviglio, Milano, Lombardy	Appointment Date	25/04/2018
Post Code	20087		
Other Actions	View Director Report	View Consumer Report	View AML Report
	View Trace Report	View Compliance Report	
Title	Mr	Function	Director
Name	Bruce Peter Wilson	Nationality	British
Date of Birth	02/1956	Present Appointments	10
Latest Address	2 New Star Road, Leicester, Leicestershire	Appointment Date	25/04/2018
Post Code	LE4 9LQ		
Other Actions	View Director Report	View Consumer Report	View AML Report
	View Trace Report	View Compliance Report	

CURRENT COMPANY SECRETARY

Title	Ms	Function	Company Secretary
Name	Joy Atwell	Nationality	
Date of Birth	-	Present Appointments	1
Latest Address	2 New Star Road, Leicester, Leicestershire	Appointment Date	11/01/2017
Post Code	LE4 9JD		
Other Actions		View Consumer Report	View Trace Report
	View Compliance Report		















TOP SHAREHOLDERS

Name	Currency	Share Count	Share Type	Nominal Value	% of Total Share Count
AMETEK INSTRUMENTS GROUP UK LTD	GBP	1,100,002	ORDINARY	1	100


DISCLAIMER : This Report is **PRIVATE & CONFIDENTIAL** and it is prepared at the request of and for its use by the Subscriber only. The Subscriber shall use the contents of the Report merely as an aid to its business. Mira Inform Private Limited ("MIPL") has collated information/data in the Report, which have not been verified unless otherwise specifically mentioned in the Report. The Subscriber shall independently verify the accuracy and correctness of the information/data before in any way acting upon the same. MIPL shall not be liable for any harm, injury, loss or damage caused to the Subscriber due to default by the Subscriber's debtors/beneficiaries in fulfilling their obligations of any nature whatsoever. This Report or any of its portion shall not be used as a documentary evidence or otherwise before any investigative agencies or forum of law. This Report is confidential and proprietary to MIPL. The Subscriber and/or any other person(s) may not reproduce, publish or disclose any of the contents of the Report to others without the express authorization of MIPL. This Report is prepared and issued to the Subscriber without any risk, responsibility or liability on the part of MIPL or its officials.

FINANCIAL














Profit & Loss

	Date Of Accounts	31/12/17	(%)	31/12/16	(%)	31/12/15	(%)	31/12/14	(%)	31/12/13
	Weeks	52	(%)	52	(%)	52	(%)	52	(%)	52
	Currency	GBP	(%)	GBP	(%)	GBP	(%)	GBP	(%)	GBP
	Consolidated A/cs	N	(%)	N	(%)	N	(%)	N	(%)	N
	Turnover	£23,540,000	-9.2%	£25,933,000	70%	£15,258,000	-13.6%	£17,651,000	10.9%	£15,918,000
	Export	-	-	-	-	-	-	-	-	-
	Cost of Sales	£11,858,000	-14.7%	£13,895,000	89.2%	£7,345,000	-5.5%	£7,769,000	11.6%	£6,964,000
	Gross Profit	£11,682,000	-3%	£12,038,000	52.1%	£7,913,000	-19.9%	£9,882,000	10.4%	£8,954,000
	Wages & Salaries	£4,663,000	11.7%	£4,175,000	100.7%	£2,080,000	-5.7%	£2,205,000	5.2%	£2,097,000
	Directors Emoluments	£10,000	-	£10,000	-	£10,000	-23.1%	£13,000	-35%	£20,000
	Operating Profit	£5,624,000	-13.4%	£6,495,000	20.4%	£5,395,000	-26.7%	£7,363,000	12.4%	£6,553,000
	Depreciation	£317,000	-3.6%	£329,000	167.5%	£123,000	43%	£86,000	-11.3%	£97,000
	Audit Fees	£28,000	-26.3%	£38,000	46.2%	£26,000	-7.1%	£28,000	-	£28,000
	Interest Payments	£7,000	-12.5%	£8,000	-	-	-	-	-	-
	Pre Tax Profit	£5,672,000	-14.7%	£6,653,000	56.5%	£4,252,000	-43.5%	£7,528,000	-16%	£8,957,000
	Taxation	£22,000	22.2%	£18,000	300%	-£9,000	95.3%	-£192,000	71.3%	-£670,000
	Profit After Tax	£5,694,000	-14.6%	£6,671,000	57.2%	£4,243,000	-42.2%	£7,336,000	-11.5%	£8,287,000
	Dividends Payable	£9,181,000	17.2%	£7,833,000	64.2%	£4,771,000	-20.8%	£6,024,000	-27.3%	£8,290,000





DISCLAIMER : This Report is **PRIVATE & CONFIDENTIAL** and it is prepared at the request of and for its use by the Subscriber only. The Subscriber shall use the contents of the Report merely as an aid to its business. Mira Inform Private Limited ("MIPL") has collated information/data in the Report, which have not been verified unless otherwise specifically mentioned in the Report. The Subscriber shall independently verify the accuracy and correctness of the information/data before in any way acting upon the same. MIPL shall not be liable for any harm, injury, loss or damage caused to the Subscriber due to default by the Subscriber's debtors/beneficiaries in fulfilling their obligations of any nature whatsoever. This Report or any of its portion shall not be used as a documentary evidence or otherwise before any investigative agencies or forum of law. This Report is confidential and proprietary to MIPL. The Subscriber and/or any other person(s) may not reproduce, publish or disclose any of the contents of the Report to others without the express authorization of MIPL. This Report is prepared and issued to the Subscriber without any risk, responsibility or liability on the part of MIPL or its officials.

							%		%	
	Retained Profit	- £3,487,000	- 200.1%	- £1,162,000	- 120.1%	- £528,000	- 140.2%	£1,312,000	999.9%	-£3,000






Balance Sheet

	Date Of Accounts	31/12/17	(%)	31/12/16	(%)	31/12/15	(%)	31/12/14	(%)	31/12/13
	Tangible Assets	£1,277,000	-7.1%	£1,375,000	-68.8%	£4,410,000	-34.2%	£6,705,000	1.6%	£6,597,000
	Intangible Assets	£5,533,000	-13%	£6,361,000	28.2%	£4,960,000	-9.3%	£5,469,000	-8.5%	£5,978,000
	Total Fixed Assets	£6,810,000	-12%	£7,736,000	-17.4%	£9,370,000	-23%	£12,174,000	-3.2%	£12,575,000
	Stock	£1,495,000	-24.1%	£1,969,000	66.6%	£1,182,000	39.2%	£849,000	1.4%	£837,000
	Trade Debtors	£2,421,000	-34.1%	£3,671,000	170.3%	£1,358,000	-25.1%	£1,814,000	21.3%	£1,496,000
	Cash	£6,844,000	151.3%	£2,723,000	211.6%	£874,000	227.3%	£267,000	-51.1%	£546,000
	Other Debtors	£3,701,000	-65.7%	£10,802,000	-7.2%	£11,646,000	147.2%	£4,712,000	49.2%	£3,158,000
	Miscellaneous Current Assets	0	-	0	-	0	-	0	-	0
	Total Current Assets	£14,461,000	-24.5%	£19,165,000	27.3%	£15,060,000	97.1%	£7,642,000	26.6%	£6,037,000
	Trade Creditors	£466,000	-10.6%	£521,000	19.5%	£436,000	-22.3%	£561,000	-20.3%	£704,000
	Bank Loans & Overdrafts	0	-	0	-	0	-	0	-	0
	Other Short Term Finance	£676,000	-75.9%	£2,803,000	999.9%	£164,000	-52%	£342,000	-2%	£349,000
	Miscellaneous	£1,785,000	1%	£1,767,000	100.3%	£882,000	15.3%	£765,000	4.8%	£730,000





DISCLAIMER : This Report is **PRIVATE & CONFIDENTIAL** and it is prepared at the request of and for its use by the Subscriber only. The Subscriber shall use the contents of the Report merely as an aid to its business. Mira Inform Private Limited ("MIPL") has collated information/data in the Report, which have not been verified unless otherwise specifically mentioned in the Report. The Subscriber shall independently verify the accuracy and correctness of the information/data before in any way acting upon the same. MIPL shall not be liable for any harm, injury, loss or damage caused to the Subscriber due to default by the Subscriber's debtors/beneficiaries in fulfilling their obligations of any nature whatsoever. This Report or any of its portion shall not be used as a documentary evidence or otherwise before any investigative agencies or forum of law. This Report is confidential and proprietary to MIPL. The Subscriber and/or any other person(s) may not reproduce, publish or disclose any of the contents of the Report to others without the express authorization of MIPL. This Report is prepared and issued to the Subscriber without any risk, responsibility or liability on the part of MIPL or its officials.

	Current Liabilities									
	Total Current Liabilities	£2,927,000	- 42.5 %	£5,091,000	243.5 %	£1,482,000	- 11.2 %	£1,668,000	- 6.4 %	£1,783,000
	Bank Loans & Overdrafts and LTL	0	-	0	-	0	-	0	-	0
	Other Long Term Finance	0	-	0	-	0	-	0	-	0
	Total Long Term Liabilities	0	-	0	-	0	-	0	-	0


Capital & Reserves

	Date Of Accounts	31/12/17	(%)	31/12/16	(%)	31/12/15	(%)	31/12/14	(%)	31/12/13
	Called Up Share Capital	£1,100,000	-	£1,100,000	-	£1,100,000	-	£1,100,000	-	£1,100,000
	P & L Account Reserve	£8,491,000	-29%	£11,957,000	- 8.7 %	£13,095,000	-3.8%	£13,614,000	10.7 %	£12,295,000
	Revaluation Reserve	-	-	-	-	-	-	-	-	-
	Sundry Reserves	£8,753,000	-	£8,753,000	-	£8,753,000	154.9 %	£3,434,000	-	£3,434,000
	Shareholder Funds	£18,344,000	- 15.9 %	£21,810,000	-5%	£22,948,000	26.4%	£18,148,000	7.8%	£16,829,000





Other Financial Items

	Date Of Accounts	31/12/17	(%)	31/12/16	(%)	31/12/15	(%)	31/12/14	(%)	31/12/13
	Net Worth	£12,811,000	- 17.1 %	£15,449,000	- 14.1%	£17,988,000	41.9%	£12,679,000	16.8 %	£10,851,000
	Working Capital	£11,534,000	-18%	£14,074,000	3.7%	£13,578,000	127.3 %	£5,974,000	40.4 %	£4,254,000
	Total Assets	£21,271,000	- 20.9 %	£26,901,000	10.1%	£24,430,000	23.3%	£19,816,000	6.5%	£18,612,000
	Total Liabilities	£2,927,000	- 42.5 %	£5,091,000	243.5 %	£1,482,000	- 11.2%	£1,668,000	- 6.4%	£1,783,000



DISCLAIMER : This Report is **PRIVATE & CONFIDENTIAL** and it is prepared at the request of and for its use by the Subscriber only. The Subscriber shall use the contents of the Report merely as an aid to its business. Mira Inform Private Limited ("MIPL") has collated information/data in the Report, which have not been verified unless otherwise specifically mentioned in the Report. The Subscriber shall independently verify the accuracy and correctness of the information/data before in any way acting upon the same. MIPL shall not be liable for any harm, injury, loss or damage caused to the Subscriber due to default by the Subscriber's debtors/beneficiaries in fulfilling their obligations of any nature whatsoever. This Report or any of its portion shall not be used as a documentary evidence or otherwise before any investigative agencies or forum of law. This Report is confidential and proprietary to MIPL. The Subscriber and/or any other person(s) may not reproduce, publish or disclose any of the contents of the Report to others without the express authorization of MIPL. This Report is prepared and issued to the Subscriber without any risk, responsibility or liability on the part of MIPL or its officials.

	es		%							
	Net Assets	£18,344,000	-15.9%	£21,810,000	-5%	£22,948,000	26.4%	£18,148,000	7.8%	£16,829,000






Cash Flow

	Date Of Accounts	31/12/17	(%)	31/12/16	(%)	31/12/15	(%)	31/12/14	(%)	31/12/13
	Net Cashflow from Operations	-	-	-	-	-	-	-	-	-
	Net Cashflow before Financing	-	-	-	-	-	-	-	-	-
	Net Cashflow from Financing	-	-	-	-	-	-	-	-	-
	Increase in Cash	-	-	-	-	-	-	-	-	-

Miscellaneous

	Date Of Accounts	31/12/17	(%)	31/12/16	(%)	31/12/15	(%)	31/12/14	(%)	31/12/13
	Contingent Liability	YES	-	YES	-	YES	-	YES	-	YES
	Capital Employed	£18,344,000	-15.9%	£21,810,000	-5%	£22,948,000	26.4%	£18,148,000	7.8%	£16,829,000
	Number of Employees	82	-1.2%	83	88.6%	44	-10.2%	49	-3.9%	51
	Accountants									
	Auditors	KPMG LLP								
	Auditor Comments	The audit report contains no adverse comments								
	Bankers	NATIONAL WESTMINSTER BANK PLC								
	Bank Branch Code	56-00-55								

Ratios

	Date Of Accounts	31/12/17	31/12/16	31/12/15	31/12/14	31/12/13
	Pre-tax profit margin %	24.10	25.65	27.87	42.65	56.27
	Current ratio	4.94	3.76	10.16	4.58	3.39
	Sales/Net Working Capital	2.04	1.84	1.12	2.95	3.74
	Gearing %	0	0	0	0	0
	Equity in %	116.60	106.20	117.90	126.50	133.20

DISCLAIMER : This Report is **PRIVATE & CONFIDENTIAL** and it is prepared at the request of and for its use by the Subscriber only. The Subscriber shall use the contents of the Report merely as an aid to its business. Mira Inform Private Limited ("MIPL") has collated information/data in the Report, which have not been verified unless otherwise specifically mentioned in the Report. The Subscriber shall independently verify the accuracy and correctness of the information/data before in any way acting upon the same. MIPL shall not be liable for any harm, injury, loss or damage caused to the Subscriber due to default by the Subscriber's debtors/beneficiaries in fulfilling their obligations of any nature whatsoever. This Report or any of its portion shall not be used as a documentary evidence or otherwise before any investigative agencies or forum of law. This Report is confidential and proprietary to MIPL. The Subscriber and/or any other person(s) may not reproduce, publish or disclose any of the contents of the Report to others without the express authorization of MIPL. This Report is prepared and issued to the Subscriber without any risk, responsibility or liability on the part of MIPL or its officials.

	Creditor Days	7.20	7.31	10.40	11.56	16.09
	Debtor Days	37.43	51.52	32.39	37.40	34.20
	Liquidity/Acid Test	4.42	3.37	9.36	4.07	2.91
	Return On Capital Employed %	30.92	30.50	18.52	41.48	53.22
	Return On Total Assets Employed %	26.66	24.73	17.40	37.98	48.12
	Current Debt Ratio	0.15	0.23	0.06	0.09	0.10
	Total Debt Ratio	0.15	0.23	0.06	0.09	0.10
	Stock Turnover Ratio %	6.35	7.59	7.74	4.80	5.25
	Return on Net Assets Employed %	30.92	30.50	18.52	41.48	53.22

EVENT HISTORY VIEW DOCUMENTS

Date	Description
16/06/2018	Payment Data Update Received
13/06/2018	Payment Data Update Received
12/06/2018	New Accounts Filed
12/06/2018	Payment Data Update Received
29/05/2018	Payment Data Update Received
03/05/2018	Mr D.B. Coley has left the board
03/05/2018	Mr D.B. Coley has resigned as company secretary
03/05/2018	New Board Member Mr B.P. Wilson appointed
03/05/2018	New Board Member Mr P.L. Zetti appointed
20/03/2018	Payment Data Update Received
08/12/2017	Confirmation Statement
18/08/2017	New Accounts Filed
18/08/2017	New Accounts Filed
23/05/2017	Payment Data Update Received
20/01/2017	Ms K.E. Sena has resigned as company secretary

PREVIOUS COMPANY NAMES

Date	Previous Name
30/10/2015	LLOYD INSTRUMENTS LIMITED
14/03/1991	TOLRAY LIMITED

DISCLAIMER : This Report is **PRIVATE & CONFIDENTIAL** and it is prepared at the request of and for its use by the Subscriber only. The Subscriber shall use the contents of the Report merely as an aid to its business. Mira Inform Private Limited ("MIPL") has collated information/data in the Report, which have not been verified unless otherwise specifically mentioned in the Report. The Subscriber shall independently verify the accuracy and correctness of the information/data before in any way acting upon the same. MIPL shall not be liable for any harm, injury, loss or damage caused to the Subscriber due to default by the Subscriber's debtors/beneficiaries in fulfilling their obligations of any nature whatsoever. This Report or any of its portion shall not be used as a documentary evidence or otherwise before any investigative agencies or forum of law. This Report is confidential and proprietary to MIPL. The Subscriber and/or any other person(s) may not reproduce, publish or disclose any of the contents of the Report to others without the express authorization of MIPL. This Report is prepared and issued to the Subscriber without any risk, responsibility or liability on the part of MIPL or its officials.

WRIT DETAILS

No writs found

STATISTICS

Group	34 companies
Linkages	149 companies
Countries	In 18 countries

SUMMARY

Holding Company	AMETEK INSTRUMENTS GROUP UK LIMITED
Ownership Status	Wholly Owned
Ultimate Holding Company	AMETEK INCORPORATED

GROUP STRUCTURE FULL

Company Name	Registered Number	Latest Key Financials	Consol. Accounts	Turnover
AMETEK INCORPORATED		-	-	\$3,974,295,000
AMETEK GLOBAL TUBES LLC	N/A	-	-	
TUBES HOLDCO LIMITED	08087520	31.12.2017	N	
FINE TUBES LIMITED	00381159	31.12.2017	N	£40,899,000
AMETEK SCP, INC.		-	-	\$22,525,000
AMETEK SCP (BARROW)...	05635616	31.12.2017	N	£962,000
AMETEK UK LP	N/A	-	-	
AMETEK EUROPE LLC	N/A	-	-	
AMETEK EUROPEAN HO...	07397586	31.12.2017	N	

DISCLAIMER : This Report is **PRIVATE & CONFIDENTIAL** and it is prepared at the request of and for its use by the Subscriber only. The Subscriber shall use the contents of the Report merely as an aid to its business. Mira Inform Private Limited ("MIPL") has collated information/data in the Report, which have not been verified unless otherwise specifically mentioned in the Report. The Subscriber shall independently verify the accuracy and correctness of the information/data before in any way acting upon the same. MIPL shall not be liable for any harm, injury, loss or damage caused to the Subscriber due to default by the Subscriber's debtors/beneficiaries in fulfilling their obligations of any nature whatsoever. This Report or any of its portion shall not be used as a documentary evidence or otherwise before any investigative agencies or forum of law. This Report is confidential and proprietary to MIPL. The Subscriber and/or any other person(s) may not reproduce, publish or disclose any of the contents of the Report to others without the express authorization of MIPL. This Report is prepared and issued to the Subscriber without any risk, responsibility or liability on the part of MIPL or its officials.

AMETEK (GB) LIMITED - 533554

PAGE NO. : 14

EMA HOLDINGS UK L...	04600860	31.12.2017	N	£708,000
LAND INSTRUMENT...	01659383	31.12.2017	N	£20,708,000
NU INSTRUMENTS...	03046042	31.12.2017	N	£13,691,000
AMETEK RUSSIA (...	06815390	31.12.2017	N	
AMETEK AEROSPAC...	08330514	31.12.2017	N	
AMETEK AIRTEC...	00499805	31.12.2017	N	£43,356,000
AIRTECHNOLO...	03928166	31.03.2018	N	
MUIRHEAD AERO...	00560015	31.12.2017	N	£11,206,000
AEM LIMITED	00620201	31.12.2017	N	£26,114,000
AMETEK INSTRUME...	08330531	31.12.2017	N	
TAYLOR HOBSON...	03230332	31.12.2017	N	£60,151,000
TAYLOR HOBS...	03261156	05.04.2018	N	
SOLARTRON M...	04220056	31.12.2017	N	£25,850,000
AMETEK (GB) L...	02569386	31.12.2017	N	£23,540,000
ATLAS LLC	N/A	-	-	
ATLAS NETHERLANDS AC...	N/A	-	-	
DUNKERMOTOREN GMBH	HRB 705227	31.12.2016	N	€185,561,666
POWERVER INC		-	-	
POWERVER LIMITED	03407619	31.12.2016	N	£2,758,000
SPECTRO ANALYTICAL INS...	HRB 1876	31.12.2016	Y	€99,377,771
SPECTRO ANALYTICAL I...	HRB 1876	31.12.2016	Y	€99,377,771
TESEQ HOLDING AG	CHE113012929	-	-	
FRAMEFLAIR LIMITED	04998637	31.12.2017	N	

DISCLAIMER : This Report is **PRIVATE & CONFIDENTIAL** and it is prepared at the request of and for its use by the Subscriber only. The Subscriber shall use the contents of the Report merely as an aid to its business. Mira Inform Private Limited ("MIPL") has collated information/data in the Report, which have not been verified unless otherwise specifically mentioned in the Report. The Subscriber shall independently verify the accuracy and correctness of the information/data before in any way acting upon the same. MIPL shall not be liable for any harm, injury, loss or damage caused to the Subscriber due to default by the Subscriber's debtors/beneficiaries in fulfilling their obligations of any nature whatsoever. This Report or any of its portion shall not be used as a documentary evidence or otherwise before any investigative agencies or forum of law. This Report is confidential and proprietary to MIPL. The Subscriber and/or any other person(s) may not reproduce, publish or disclose any of the contents of the Report to others without the express authorization of MIPL. This Report is prepared and issued to the Subscriber without any risk, responsibility or liability on the part of MIPL or its officials.

AMETEK (GB) LIMITED - 533554

PAGE NO. : 15

MILMEGA LIMITED	02185653	31.12.2017	N	£4,210,000
VISION RESEARCH INC	N/A	-	-	

Group	34 companies
Linkages	149 companies
Countries	In 18 countries

OTHER LINKED COMPANIES

Name	Number	Latest Key Financials	Turnover
AMETEK HOLDINGS SARL	498236272	31.12.2016	
AMETEK SAS	622029064	31.12.2017	
TAYLOR HOBSON HOLDINGS LIMITED	03230257	31.12.2011	
CAMECA	403092216	31.12.2017	€57,632,744
TAYLOR HOBSON OVERSEAS LIMITED	03230303	31.12.2011	
AMETEK MATERIAL ANALYSIS HOLDINGS GMBH	HRB 9403	31.12.2016	€3,307,246,582
AMETEK CTS EUROPE GMBH	HRB 105214 B	31.12.2016	
TESEQ LIMITED	05950817	31.12.2014	£1,952,000
ANTAVIA	343946281	31.12.2017	€18,318,032
CAMECA U.K. LIMITED	02189319	31.12.2012	£99,566
CHRISTLEVEN GMBH INGENIEURBÜRO FÜR ELEKTROTECHNIK	HRB 796	31.12.2011	
SPECTRO GMBH	HRB 1367	31.12.2007	
SPECTRO BIONOVA GMBH	HRB 1968	30.09.2006	
POWERVAR DEUTSCHLAND GMBH	HRB 7995	31.12.2017	
MICROPOISE MEASUREMENT SYSTEMS EUROPE GMBH	HRB 10101 HL	31.12.2016	
ATLAS MATERIAL TESTING TECHNOLOGY GMBH	HRB 92424	31.12.2016	
AMETEK HOLDINGS B.V.	33240060	31.12.2016	
VISION RESEARCH EUROPE B.V.	02084187	31.12.2016	

DISCLAIMER : This Report is **PRIVATE & CONFIDENTIAL** and it is prepared at the request of and for its use by the Subscriber only. The Subscriber shall use the contents of the Report merely as an aid to its business. Mira Inform Private Limited ("MIPL") has collated information/data in the Report, which have not been verified unless otherwise specifically mentioned in the Report. The Subscriber shall independently verify the accuracy and correctness of the information/data before in any way acting upon the same. MIPL shall not be liable for any harm, injury, loss or damage caused to the Subscriber due to default by the Subscriber's debtors/beneficiaries in fulfilling their obligations of any nature whatsoever. This Report or any of its portion shall not be used as a documentary evidence or otherwise before any investigative agencies or forum of law. This Report is confidential and proprietary to MIPL. The Subscriber and/or any other person(s) may not reproduce, publish or disclose any of the contents of the Report to others without the express authorization of MIPL. This Report is prepared and issued to the Subscriber without any risk, responsibility or liability on the part of MIPL or its officials.

AMETEK B.V.	18058749	31.12.2016	
AMETEK INTERNATIONAL C.V.	24408921	-	

MORTGAGE DETAILS

Mortgage Type:	PROMPT CREDIT APPLICATION		
Date Charge Created:	07/04/93		
Date Charge Registered:	15/04/93		
Date Charge Satisfied:	08/04/97		
Status:	SATISFIED		
Person(s) Entitled:	CLOSE BROTHERS LIMITED		
Amount Secured:	£27,205.30 DUE FROM THE COMPANY TO THE CHARGEЕ UNDER THE TERMS OF THE AGREEMENT		
Details:	ALL RIGHT TITLE AND INTEREST IN AND TO ALL SUMS PAYABLE UNDER THE INSURANCE SEE THE MORTGAGE CHARGEDOCUMENT FOR FULL DETAILS		
Mortgage Type:	CREDIT AGREEMENT		
Date Charge Created:	23/04/92		
Date Charge Registered:	11/05/92		
Date Charge Satisfied:	08/04/97		
Status:	SATISFIED		
Person(s) Entitled:	CLOSE BROTHERS LIMITED		
Amount Secured:	£32594.70 UNDER THE TERMS OF THE AGREEMENT		
Details:	ALL THE COMPANY'S RIGHT TITLE AND INTEREST IN ALL SUMS PAYABLE UNDER THE INSURANCE		

PREVIOUS DIRECTOR/COMPANY SECRETARIES

Name	Current Active Appointments	Previous Appointments	Dissolved Companies
Michael John Love	2	5	20
Christopher Charles Braby	0	2	2
Christopher Charles Braby	0	2	2
Thomas Jerome Flakoll	0	1	0
Brian William Reed	0	1	0
Ernest Woollard	0	3	1
Adrian Charles Nigel Girling	2	7	21
David Vernon Greer	0	1	5
Michael Joseph Kirchoff	0	1	0
Mark Victor Edward Bartlett	0	1	2
Robert Chlebek	0	1	2
Frank A Svet	0	1	1

DISCLAIMER : This Report is **PRIVATE & CONFIDENTIAL** and it is prepared at the request of and for its use by the Subscriber only. The Subscriber shall use the contents of the Report merely as an aid to its business. Mira Inform Private Limited ("MIPL") has collated information/data in the Report, which have not been verified unless otherwise specifically mentioned in the Report. The Subscriber shall independently verify the accuracy and correctness of the information/data before in any way acting upon the same. MIPL shall not be liable for any harm, injury, loss or damage caused to the Subscriber due to default by the Subscriber's debtors/beneficiaries in fulfilling their obligations of any nature whatsoever. This Report or any of its portion shall not be used as a documentary evidence or otherwise before any investigative agencies or forum of law. This Report is confidential and proprietary to MIPL. The Subscriber and/or any other person(s) may not reproduce, publish or disclose any of the contents of the Report to others without the express authorization of MIPL. This Report is prepared and issued to the Subscriber without any risk, responsibility or liability on the part of MIPL or its officials.

Deirdre Dixon Saunders	0	1	0
Peter Smith	0	5	10
Peter Smith	0	5	10
Derek Geoffrey Chilton	6	12	12
Derek Geoffrey Chilton	6	12	12
Dean Adrian Westmoreland	7	8	20
Dean Adrian Westmoreland	7	8	20
John Graham Richings	0	1	5
Donna F Winquist	0	4	5
David Anthony Zapico	0	4	9
Harald Preben Caroe	0	1	3
Kathryn Ethel Sena	0	12	20
Frank Samuel Hermance	0	2	3
Allan Imrie	0	9	17
David Bruce Coley	0	29	42
David Bruce Coley	0	29	42
Joel Frie	0	1	0
BLAKELAW SECRETARIES LIMITED	20	282	622
Total Persons With Significant Control	1	Total Statements	0
Active	1	Active	0
Ceased	0	Ceased	0

ACTIVE PERSONS WITH SIGNIFICANT CONTROL

Name	Ametek Instruments Group Uk Limited	Kind	Corporate Entity With Significant Control
Address	PO BOX 36 2 New Star Road, Leicester, Leicestershire	Notified On	06/04/2016
Post Code	LE4 9JQ	Legal Form	Limited By Shares
Authority	United Kingdom (England And Wales)	Place Registered	Companies House
Country Registered	England And Wales	Registration Number	08330531
Nature Of Control	Ownership Of Shares 75 To 100 Percent, Voting Rights 75 To 100 Percent		

CEASED PERSONS WITH SIGNIFICANT CONTROL

No Ceased Persons With Significant Control To Display

DISCLAIMER : This Report is **PRIVATE & CONFIDENTIAL** and it is prepared at the request of and for its use by the Subscriber only. The Subscriber shall use the contents of the Report merely as an aid to its business. Mira Inform Private Limited ("MIPL") has collated information/data in the Report, which have not been verified unless otherwise specifically mentioned in the Report. The Subscriber shall independently verify the accuracy and correctness of the information/data before in any way acting upon the same. MIPL shall not be liable for any harm, injury, loss or damage caused to the Subscriber due to default by the Subscriber's debtors/beneficiaries in fulfilling their obligations of any nature whatsoever. This Report or any of its portion shall not be used as a documentary evidence or otherwise before any investigative agencies or forum of law. This Report is confidential and proprietary to MIPL. The Subscriber and/or any other person(s) may not reproduce, publish or disclose any of the contents of the Report to others without the express authorization of MIPL. This Report is prepared and issued to the Subscriber without any risk, responsibility or liability on the part of MIPL or its officials.

ACTIVE STATEMENTS

No Active Statements To Display

CEASED STATEMENTS

No Ceased Statements To Display

FOREIGN EXCHANGE RATES

Currency	Unit	Indian Rupees
US Dollar	1	INR 73.44
UK Pound	1	INR 95.65
Euro	1	INR 84.17
GBP	1	INR 96.05

Note : Above are approximate rates obtained from sources believed to be correct

INFORMATION DETAILS

Analysis Done by :	NIS
Report Prepared by :	KET

DISCLAIMER : This Report is **PRIVATE & CONFIDENTIAL** and it is prepared at the request of and for its use by the Subscriber only. The Subscriber shall use the contents of the Report merely as an aid to its business. Mira Inform Private Limited ("MIPL") has collated information/data in the Report, which have not been verified unless otherwise specifically mentioned in the Report. The Subscriber shall independently verify the accuracy and correctness of the information/data before in any way acting upon the same. MIPL shall not be liable for any harm, injury, loss or damage caused to the Subscriber due to default by the Subscriber's debtors/beneficiaries in fulfilling their obligations of any nature whatsoever. This Report or any of its portion shall not be used as a documentary evidence or otherwise before any investigative agencies or forum of law. This Report is confidential and proprietary to MIPL. The Subscriber and/or any other person(s) may not reproduce, publish or disclose any of the contents of the Report to others without the express authorization of MIPL. This Report is prepared and issued to the Subscriber without any risk, responsibility or liability on the part of MIPL or its officials.

RATING EXPLANATIONS

Credit Rating	Explanation	Rating Comments
A++	Minimum Risk	Business dealings permissible with minimum risk of default
A+	Low Risk	Business dealings permissible with low risk of default
A	Acceptable Risk	Business dealings permissible with moderate risk of default
B	Medium Risk	Business dealings permissible on a regular monitoring basis
C	Medium High Risk	Business dealings permissible preferably on secured basis
D	High Risk	Business dealing not recommended or on secured terms only
NB	New Business	No recommendation can be done due to business in infancy stage
NT	No Trace	No recommendation can be done as the business is not traceable

NB is stated where there is insufficient information to facilitate rating. However, it is not to be considered as unfavourable.

This score serves as a reference to assess SC's credit risk and to set the amount of credit to be extended. It is calculated from a composite of weighted scores obtained from each of the major sections of this report. The assessed factors are as follows:

- Financial condition covering various ratios
- Company background and operations size
- Promoters / Management background
- Payment record
- Litigation against the subject
- Industry scenario / competitor analysis
- Supplier / Customer / Banker review (wherever available)

DISCLAIMER : This Report is **PRIVATE & CONFIDENTIAL** and it is prepared at the request of and for its use by the Subscriber only. The Subscriber shall use the contents of the Report merely as an aid to its business. Mira Inform Private Limited ("MIPL") has collated information/data in the Report, which have not been verified unless otherwise specifically mentioned in the Report. The Subscriber shall independently verify the accuracy and correctness of the information/data before in any way acting upon the same. MIPL shall not be liable for any harm, injury, loss or damage caused to the Subscriber due to default by the Subscriber's debtors/beneficiaries in fulfilling their obligations of any nature whatsoever. This Report or any of its portion shall not be used as a documentary evidence or otherwise before any investigative agencies or forum of law. This Report is confidential and proprietary to MIPL. The Subscriber and/or any other person(s) may not reproduce, publish or disclose any of the contents of the Report to others without the express authorization of MIPL. This Report is prepared and issued to the Subscriber without any risk, responsibility or liability on the part of MIPL or its officials.