

## MIRA INFORM REPORT

Report No. :	535256
Report Date :	20.10.2018

### IDENTIFICATION DETAILS

Name :	REDDY PAI METALS LTD
Formerly Known As :	EUROPIMPEX (UK) LTD.
Registered Office :	Regus House Falcon Drive, Cardiff, Cf10 4ru
Country :	United Kingdom
Financials (as on) :	30.11.2016
Date of Incorporation :	23.11.2011
Com. Reg. No.:	07858597
Legal Form :	Private limited with Share Capital
Line of Business :	Wholesale of waste and scrap
No. of Employees :	Not available

### RATING & COMMENTS

(Mira Inform has adopted New Rating mechanism w.e.f. 23<sup>rd</sup> January 2017)

MIRA's Rating :	A
-----------------	---

Credit Rating	Explanation	Rating Comments
A	Acceptable Risk	Business dealings permissible with moderate risk of default

Status :	Satisfactory
Payment Behaviour :	No Complaints
Litigation :	Clear

#### NOTES :

Any query related to this report can be made on e-mail : [infodept@mirainform.com](mailto:infodept@mirainform.com) while quoting report number, name and date.

**DISCLAIMER :** This Report is **PRIVATE & CONFIDENTIAL** and it is prepared at the request of and for its use by the Subscriber only. The Subscriber shall use the contents of the Report merely as an aid to its business. Mira Inform Private Limited ("MIPL") has collated information/data in the Report, which have not been verified unless otherwise specifically mentioned in the Report. The Subscriber shall independently verify the accuracy and correctness of the information/data before in any way acting upon the same. MIPL shall not be liable for any harm, injury, loss or damage caused to the Subscriber due to default by the Subscriber's debtors/beneficiaries in fulfilling their obligations of any nature whatsoever. This Report or any of its portion shall not be used as a documentary evidence or otherwise before any investigative agencies or forum of law. This Report is confidential and proprietary to MIPL. The Subscriber and/or any other person(s) may not reproduce, publish or disclose any of the contents of the Report to others without the express authorization of MIPL. This Report is prepared and issued to the Subscriber without any risk, responsibility or liability on the part of MIPL or its officials.

**ECGC Country Risk Classification List**

Country Name	Previous Rating (30.06.2018)	Current Rating (30.09.2018)
United Kingdom	A1	A1

Risk Category	ECGC Classification
Insignificant	A1
Low Risk	A2
Moderately Low Risk	B1
Moderate Risk	B2
Moderately High Risk	C1
High Risk	C2
Very High Risk	D

**UNITED KINGDOM - ECONOMIC OVERVIEW**

The UK, a leading trading power and financial center, is the third largest economy in Europe after Germany and France. Agriculture is intensive, highly mechanized, and efficient by European standards, producing about 60% of food needs with less than 2% of the labor force. The UK has large coal, natural gas, and oil resources, but its oil and natural gas reserves are declining; the UK has been a net importer of energy since 2005. Services, particularly banking, insurance, and business services, are key drivers of British GDP growth. Manufacturing, meanwhile, has declined in importance but still accounts for about 10% of economic output.

In 2008, the global financial crisis hit the economy particularly hard, due to the importance of its financial sector. Falling home prices, high consumer debt, and the global economic slowdown compounded the UK's economic problems, pushing the economy into recession in the latter half of 2008 and prompting the then BROWN (Labour) government to implement a number of measures to stimulate the economy and stabilize the financial markets. Facing burgeoning public deficits and debt levels, in 2010 the then CAMERON-led coalition government (between Conservatives and Liberal Democrats) initiated an austerity program, which has continued under the Conservative government. However, the deficit still remains one of the highest in the G7, standing at 3.6% of GDP as of 2017, and the UK has pledged to lower its corporation tax from 20% to 17% by 2020. The UK had a debt burden of 90.4% GDP at the end of 2017.

The UK economy has begun to slow since the referendum vote to leave the EU in June 2016. A sustained depreciation of the British pound has increased consumer and producer prices, weighing on consumer spending without spurring a meaningful increase in exports. The UK has an extensive trade relationship with other EU members through its single market membership, and economic observers have warned the exit will jeopardize its position as the central location for European financial services. Prime Minister MAY is seeking a new "deep and special" trade relationship with the EU following the UK's exit. However, economists doubt that the UK will be able to preserve the benefits of EU membership without the obligations. The UK is expected to officially leave the EU by the end of March 2019.

Source : CIA

## **COMPANY NAME AND ADDRESS**

Company Name: REDDY PAI METALS LTD  
Company No: 07858597  
Company Status: Active - Accounts Filed  
Status: Active  
Registered Address: REGUS HOUSE FALCON DRIVE CARDIFF CF10 4RU

## **COMPANY NAME**

REDDY PAI METALS LTD

## **COMPANY NUMBER**

07858597

## **COMPANY SUMMARY**

Registered Address: REGUS HOUSE FALCON DRIVE  
CARDIFF  
CF10 4RU  
Trading Address: Regus House  
Falcon Drive  
CARDIFF  
CF10 4RU  
Website Address: -  
Telephone Number: 07522024445  
Fax Number:  
TPS: No  
FPS: Yes  
Incorporation Date: 23/11/2011  
Previous Name: EUROPIMPEX (UK) LTD.  
Type: Private limited with Share Capital  
FTSE Index: -  
Date of Change: 14/01/2015  
Filing Date of Accounts: 23/08/2017  
Currency: GBP  
Share Capital: £1,000  
SIC07: 46770  
Charity Number: -  
SIC07 Description: WHOLESALE OF WASTE AND SCRAP

**DISCLAIMER** : This Report is **PRIVATE & CONFIDENTIAL** and it is prepared at the request of and for its use by the Subscriber only. The Subscriber shall use the contents of the Report merely as an aid to its business. Mira Inform Private Limited ("MIPL") has collated information/data in the Report, which have not been verified unless otherwise specifically mentioned in the Report. The Subscriber shall independently verify the accuracy and correctness of the information/data before in any way acting upon the same. MIPL shall not be liable for any harm, injury, loss or damage caused to the Subscriber due to default by the Subscriber's debtors/beneficiaries in fulfilling their obligations of any nature whatsoever. This Report or any of its portion shall not be used as a documentary evidence or otherwise before any investigative agencies or forum of law. This Report is confidential and proprietary to MIPL. The Subscriber and/or any other person(s) may not reproduce, publish or disclose any of the contents of the Report to others without the express authorization of MIPL. This Report is prepared and issued to the Subscriber without any risk, responsibility or liability on the part of MIPL or its officials.

Principal Activity

## **ADDITIONAL INFORMATION**

CCJ's	0 (£0) No CCJ Information To Display
Ultimate Holding Company	-
Accountant	-
Mortgages	2
Group	0 companies
Linkages	0 companies
Countries	In 0 countries

## **KEY FINANCIALS**

Year to Date	Turnover	Pre Tax Profit	Shareholder's Funds	Employees
30/11/2016	-	-	£129,359	-
30/11/2015	-	-	£26,099	-
30/11/2014	-	-	£2,504	-

## **MORTGAGE SUMMARY**

Total Mortgage	2
Outstanding	1
Satisfied	1

## **TRADE DEBTORS / BAD DEBT SUMMARY**

Total Number of Documented Trade	0
Total Value of Documented Trade	£0

## **COMMENTARY**

The latest Balance Sheet indicates a positive net working capital position.

The latest cash balances represent a positive level in terms of the overall outstanding creditor obligations.

There has been an increase in shareholders funds compared with the previous balance sheet.

This company trades in an industry with a moderate level of corporate failures.

**DISCLAIMER** : This Report is **PRIVATE & CONFIDENTIAL** and it is prepared at the request of and for its use by the Subscriber only. The Subscriber shall use the contents of the Report merely as an aid to its business. Mira Inform Private Limited ("MIPL") has collated information/data in the Report, which have not been verified unless otherwise specifically mentioned in the Report. The Subscriber shall independently verify the accuracy and correctness of the information/data before in any way acting upon the same. MIPL shall not be liable for any harm, injury, loss or damage caused to the Subscriber due to default by the Subscriber's debtors/beneficiaries in fulfilling their obligations of any nature whatsoever. This Report or any of its portion shall not be used as a documentary evidence or otherwise before any investigative agencies or forum of law. This Report is confidential and proprietary to MIPL. The Subscriber and/or any other person(s) may not reproduce, publish or disclose any of the contents of the Report to others without the express authorization of MIPL. This Report is prepared and issued to the Subscriber without any risk, responsibility or liability on the part of MIPL or its officials.

## CCJ

Total Number of Exact CCJs -	0	Total Value of Exact CCJs -	
Total Number of Possible CCJs -	0	Total Value of Possible CCJs -	
Total Number of Satisfied CCJs -	0	Total Value of Satisfied CCJs -	
Total Number of Writs -	-		

Total Current Directors	4	Total Current Secretaries	1
Total Previous Directors / Company Secretaries	4	Total Person's With Significant Control	2

## CURRENT DIRECTORS

<b>Title</b>	Mr	<b>Function</b>	Director
<b>Name</b>	Madhu Reddy Ganta	<b>Nationality</b>	British
<b>Date of Birth</b>	08/1979	<b>Present Appointments</b>	2
<b>Latest Address</b>	Regus House Falcon Drive, Cardiff	<b>Appointment Date</b>	01/08/2014
<b>Post Code</b>	CF10 4RU		
<b>Title</b>	Mrs	<b>Function</b>	Director
<b>Name</b>	Suryalatha Upadyayula	<b>Nationality</b>	Indian
<b>Date of Birth</b>	03/1986	<b>Present Appointments</b>	1
<b>Latest Address</b>	Regus House Falcon Drive, Cardiff	<b>Appointment Date</b>	01/10/2014
<b>Post Code</b>	CF10 4RU		

<b>Title</b>	Mr	<b>Function</b>	Director
<b>Name</b>	Devanabanda Sudhakar Reddy	<b>Nationality</b>	Indian
<b>Date of Birth</b>	04/1984	<b>Present Appointments</b>	1
<b>Latest Address</b>	Regus House Falcon Drive, Cardiff	<b>Appointment Date</b>	01/11/2014
<b>Post Code</b>	CF10 4RU		
<b>Title</b>	Mrs	<b>Function</b>	Director
<b>Name</b>	Surabhi Reddy	<b>Nationality</b>	Indian
<b>Date of Birth</b>	09/1979	<b>Present Appointments</b>	1
<b>Latest Address</b>	Regus House Falcon Drive, Cardiff	<b>Appointment Date</b>	01/11/2014
<b>Post Code</b>	CF10 4RU		

## **CURRENT COMPANY SECRETARY**











<b>Title</b>	Mr	<b>Function</b>	Company Secretary
<b>Name</b>	Madhu S Reddy Ganta	<b>Nationality</b>	
<b>Date of Birth</b>	-	<b>Present Appointments</b>	1
<b>Latest Address</b>	Regus House Falcon Drive, Cardiff	<b>Appointment Date</b>	23/11/2011
<b>Post Code</b>	CF10 4RU		

## **TOP SHAREHOLDERS**






Name	Currency	Share Count	Share Type	Nominal Value	% of Total Share Count
MADHU GANTA	GBP	400	ORDINARY	1	40
SUDHAKAR DEVANABANA REDDY	GBP	300	ORDINARY	1	30
SURABHI REDDY	GBP	200	ORDINARY	1	20
SURYALATHA UPADYAYULA	GBP	100	ORDINARY	1	10

## **FINANCIALS**

















### **Profit & Loss**

	Date Of Accounts	30/11/16	(%)	30/11/15	(%)	30/11/14	(%)	30/11/13	(%)	30/11/12
	Weeks	52	(%)	52	(%)	52	(%)	52	(%)	52
	Currency	GBP	(%)	GBP	(%)	GBP	(%)	GBP	(%)	GBP
	Consolidated A/cs	N	(%)	N	(%)	N	(%)	N	(%)	N
	<b>Turnover</b>	-	-	-	-	-	-	-	-	-
	Export	-	-	-	-	-	-	-	-	-
	Cost of Sales	-	-	-	-	-	-	-	-	-
	Gross Profit	-	-	-	-	-	-	-	-	-
	Wages & Salaries	-	-	-	-	-	-	-	-	-
	Directors Emoluments	-	-	-	-	-	-	-	-	-
	<b>Operating Profit</b>	-	-	-	-	-	-	-	-	-
	Depreciation	£817	200.4%	£272	-	£364	-	-	-	-
	Audit Fees	-	-	-	-	-	-	-	-	-
	Interest Payments	-	-	-	-	-	-	-	-	-


**DISCLAIMER** : This Report is **PRIVATE & CONFIDENTIAL** and it is prepared at the request of and for its use by the Subscriber only. The Subscriber shall use the contents of the Report merely as an aid to its business. Mira Inform Private Limited ("MIPL") has collated information/data in the Report, which have not been verified unless otherwise specifically mentioned in the Report. The Subscriber shall independently verify the accuracy and correctness of the information/data before in any way acting upon the same. MIPL shall not be liable for any harm, injury, loss or damage caused to the Subscriber due to default by the Subscriber's debtors/beneficiaries in fulfilling their obligations of any nature whatsoever. This Report or any of its portion shall not be used as a documentary evidence or otherwise before any investigative agencies or forum of law. This Report is confidential and proprietary to MIPL. The Subscriber and/or any other person(s) may not reproduce, publish or disclose any of the contents of the Report to others without the express authorization of MIPL. This Report is prepared and issued to the Subscriber without any risk, responsibility or liability on the part of MIPL or its officials.

	<b>Pre Tax Profit</b>	-	-	-	-	-	-	-	-	-
	Taxation	-	-	-	-	-	-	-	-	-
	Profit After Tax	-	-	-	-	-	-	-	-	-
	Dividends Payable	-	-	-	-	-	-	-	-	-
	<b>Retained Profit</b>	-	-	-	-	-	-	-	-	-






**Balance Sheet**

	Date Of Accounts	30/11/16	(%)	30/11/15	(%)	30/11/14	(%)	30/11/13	(%)	30/11/12
	Tangible Assets	0	-100%	£817	-25%	£1,089	-	0	-	0
	Intangible Assets	0	-	0	-	0	-	0	-	0
	<b>Total Fixed Assets</b>	<b>0</b>	<b>-100%</b>	<b>£817</b>	<b>-25%</b>	<b>£1,089</b>	<b>-</b>	<b>0</b>	<b>-</b>	<b>0</b>
	Stock	0	-	0	-	0	-	0	-	0
	Trade Debtors	£258,264	102.4%	£127,613	12.5%	£113,480	-	0	-	0
	Cash	£440,410	502.6%	£73,089	-0.8%	£73,690	999.9%	£132	-	0
	Other Debtors	0	-100%	£8,935	-	0	-	0	-	0
	Miscellaneous Current Assets	0	-	0	-	0	-	0	-	0
	<b>Total Current Assets</b>	<b>£698,674</b>	<b>233.3%</b>	<b>£209,637</b>	<b>12%</b>	<b>£187,170</b>	<b>999.9%</b>	<b>£132</b>	<b>-</b>	<b>0</b>
	Trade Creditors	£569,315	999.9%	£12,314	-80%	£61,477	999.9%	£50	-	0
	Bank Loans & Overdrafts	0	-100%	£39,964	95.9%	£20,400	-	0	-	0
	Other Short Term Finance	0	-	0	-	0	-	0	-	0
	Miscellaneous Current Liabilities	0	-100%	£13,001	521.2%	£2,093	-	0	-	0
	<b>Total Current Liabilities</b>	<b>£569,315</b>	<b>772.1%</b>	<b>£65,279</b>	<b>-22.3%</b>	<b>£83,970</b>	<b>999.9%</b>	<b>£50</b>	<b>-</b>	<b>0</b>
	Bank Loans & Overdrafts and LTL	0	-100%	£159,040	30.2%	£122,185	-	0	-	0
	Other Long Term Finance	0	-	0	-	0	-	0	-	0






**DISCLAIMER** : This Report is **PRIVATE & CONFIDENTIAL** and it is prepared at the request of and for its use by the Subscriber only. The Subscriber shall use the contents of the Report merely as an aid to its business. Mira Inform Private Limited ("MIPL") has collated information/data in the Report, which have not been verified unless otherwise specifically mentioned in the Report. The Subscriber shall independently verify the accuracy and correctness of the information/data before in any way acting upon the same. MIPL shall not be liable for any harm, injury, loss or damage caused to the Subscriber due to default by the Subscriber's debtors/beneficiaries in fulfilling their obligations of any nature whatsoever. This Report or any of its portion shall not be used as a documentary evidence or otherwise before any investigative agencies or forum of law. This Report is confidential and proprietary to MIPL. The Subscriber and/or any other person(s) may not reproduce, publish or disclose any of the contents of the Report to others without the express authorization of MIPL. This Report is prepared and issued to the Subscriber without any risk, responsibility or liability on the part of MIPL or its officials.

	<b>Total Long Term Liabilities</b>	<b>0</b>	<b>-100%</b>	<b>£119,076</b>	<b>17%</b>	<b>£101,785</b>	<b>-</b>	<b>0</b>	<b>-</b>	<b>0</b>
---	------------------------------------	----------	--------------	-----------------	------------	-----------------	----------	----------	----------	----------





**Capital & Reserves**

	Date Of Accounts	30/11/16	(%)	30/11/15	(%)	30/11/14	(%)	30/11/13	(%)	30/11/12
	Called Up Share Capital	£1,000	-	£1,000	-	£1,000	999.9%	£1	-	-
	P & L Account Reserve	£128,359	411.4%	£25,099	999.9%	£1,504	999.9%	£81	-	-
	Revaluation Reserve	-	-	-	-	-	-	-	-	-
	Sundry Reserves	-	-	-	-	-	-	-	-	-
	<b>Shareholder Funds</b>	<b>£129,359</b>	<b>395.6%</b>	<b>£26,099</b>	<b>942.3%</b>	<b>£2,504</b>	<b>999.9%</b>	<b>£82</b>	<b>-</b>	<b>-</b>

**Other Financial Items**

	Date Of Accounts	30/11/16	(%)	30/11/15	(%)	30/11/14	(%)	30/11/13	(%)	30/11/12
	<b>Net Worth</b>	<b>£129,359</b>	<b>395.6%</b>	<b>£26,099</b>	<b>942.3%</b>	<b>£2,504</b>	<b>999.9%</b>	<b>£82</b>	<b>-</b>	<b>-</b>
	<b>Working Capital</b>	<b>£129,359</b>	<b>-10.4%</b>	<b>£144,358</b>	<b>39.9%</b>	<b>£103,200</b>	<b>999.9%</b>	<b>£82</b>	<b>-</b>	<b>-</b>
	<b>Total Assets</b>	<b>£698,674</b>	<b>232%</b>	<b>£210,454</b>	<b>11.8%</b>	<b>£188,259</b>	<b>999.9%</b>	<b>£132</b>	<b>-</b>	<b>-</b>
	<b>Total Liabilities</b>	<b>£569,315</b>	<b>208.8%</b>	<b>£184,355</b>	<b>-0.8%</b>	<b>£185,755</b>	<b>999.9%</b>	<b>£50</b>	<b>-</b>	<b>-</b>
	<b>Net Assets</b>	<b>£129,359</b>	<b>395.6%</b>	<b>£26,099</b>	<b>942.3%</b>	<b>£2,504</b>	<b>999.9%</b>	<b>£82</b>	<b>-</b>	<b>-</b>



**Cash Flow**

	Date Of Accounts	30/11/16	(%)	30/11/15	(%)	30/11/14	(%)	30/11/13	(%)	30/11/12
	Net Cashflow from Operations	-	-	-	-	-	-	-	-	-
	Net Cashflow before Financing	-	-	-	-	-	-	-	-	-
	Net Cashflow from Financing	-	-	-	-	-	-	-	-	-
	Increase in Cash	-	-	-	-	-	-	-	-	-















**Miscellaneous**

	Date Of Accounts	30/11/16	(%)	30/11/15	(%)	30/11/14	(%)	30/11/13	(%)	30/11/12
	Contingent Liability	NO	-	NO	-	NO	-	NO	-	NO

**DISCLAIMER** : This Report is **PRIVATE & CONFIDENTIAL** and it is prepared at the request of and for its use by the Subscriber only. The Subscriber shall use the contents of the Report merely as an aid to its business. Mira Inform Private Limited ("MIPL") has collated information/data in the Report, which have not been verified unless otherwise specifically mentioned in the Report. The Subscriber shall independently verify the accuracy and correctness of the information/data before in any way acting upon the same. MIPL shall not be liable for any harm, injury, loss or damage caused to the Subscriber due to default by the Subscriber's debtors/beneficiaries in fulfilling their obligations of any nature whatsoever. This Report or any of its portion shall not be used as a documentary evidence or otherwise before any investigative agencies or forum of law. This Report is confidential and proprietary to MIPL. The Subscriber and/or any other person(s) may not reproduce, publish or disclose any of the contents of the Report to others without the express authorization of MIPL. This Report is prepared and issued to the Subscriber without any risk, responsibility or liability on the part of MIPL or its officials.

	Capital Employed	£129,359	- 10.9%	£145,175	39.2%	£104,289	999.9%	£82	-	-
	Number of Employees	-	-	-	-	-	-	-	-	-
	Accountants									
	Auditors									
	Auditor Comments	The company is exempt from audit								
	Bankers									
	Bank Branch Code									

#### Ratios

	Date Of Accounts	30/11/16	30/11/15	30/11/14	30/11/13	30/11/12
	Pre-tax profit margin %	-	-	-	-	-
	Current ratio	1.23	3.21	2.23	2.64	-
	Sales/Net Working Capital	-	-	-	-	-
	Gearing %	0	609.40	4879.60	0	0
	Equity in %	18.50	12.40	1.30	62.10	-
	Creditor Days	-	-	-	-	-
	Debtor Days	-	-	-	-	-
	Liquidity/Acid Test	1.22	3.21	2.22	2.64	-
	Return On Capital Employed %	-	-	-	-	-
	Return On Total Assets Employed %	-	-	-	-	-
	Current Debt Ratio	4.40	2.50	33.53	0.60	-
	Total Debt Ratio	4.40	7.06	74.18	0.60	-
	Stock Turnover Ratio %	-	-	-	-	-
	Return on Net Assets Employed %	-	-	-	-	-

#### Report Notes

There are no notes to display.

#### Status History

No Status History found

## **EVENT HISTORY**

Date	Description
13/07/2018	Change in Reg.Office
13/07/2018	Change of Company Postcode
20/11/2017	Confirmation Statement
26/08/2017	New Accounts Filed
03/05/2017	Mr H. Gupta has left the board
19/11/2016	Annual Returns
02/09/2016	New Accounts Filed
02/09/2016	New Accounts Filed
23/11/2015	Annual Returns
03/09/2015	New Accounts Filed
24/05/2015	Annual Returns
16/01/2015	Change of Name
23/12/2014	Annual Returns
22/12/2014	New Board Member Mr H. Gupta appointed
19/12/2014	New Board Member Mrs S. Reddy appointed

## **PREVIOUS COMPANY NAMES**

Date	Previous Name
14/01/2015	EUROPIMPEX (UK) LTD.

## **WRIT DETAILS**

No writs found

## **STATISTICS**

Group	-
Linkages	0 companies
Countries	In 0 countries

## **SUMMARY**

Holding Company	-
Ownership Status	

**DISCLAIMER** : This Report is **PRIVATE & CONFIDENTIAL** and it is prepared at the request of and for its use by the Subscriber only. The Subscriber shall use the contents of the Report merely as an aid to its business. Mira Inform Private Limited ("MIPL") has collated information/data in the Report, which have not been verified unless otherwise specifically mentioned in the Report. The Subscriber shall independently verify the accuracy and correctness of the information/data before in any way acting upon the same. MIPL shall not be liable for any harm, injury, loss or damage caused to the Subscriber due to default by the Subscriber's debtors/beneficiaries in fulfilling their obligations of any nature whatsoever. This Report or any of its portion shall not be used as a documentary evidence or otherwise before any investigative agencies or forum of law. This Report is confidential and proprietary to MIPL. The Subscriber and/or any other person(s) may not reproduce, publish or disclose any of the contents of the Report to others without the express authorization of MIPL. This Report is prepared and issued to the Subscriber without any risk, responsibility or liability on the part of MIPL or its officials.

Ultimate Holding Company	-
--------------------------	---

**Group Structure**  
No Group Structure

## **MORTGAGE DETAILS**

<b>Mortgage Type:</b>			
<b>Date Charge Created:</b>	28/11/16		
<b>Date Charge Registered:</b>	29/11/16		
<b>Date Charge Satisfied:</b>	-		
<b>Status:</b>	OUTSTANDING		
<b>Person(s) Entitled:</b>	HSBC BANK PLC;		
<b>Amount Secured:</b>			
<b>Details:</b>	A FIXED AND FLOATING CHARGE OVER ALL ASSETS CONTAINS FIXED CHARGE. CONTAINS FLOATING CHARGE. FLOATING CHARGE COVERS ALL THE PROPERTY OR UNDERTAKING OF THE COMPANY. CONTAINS NEGATIVE PLEDGE.		
<b>Mortgage Type:</b>			
<b>Date Charge Created:</b>	30/10/14		
<b>Date Charge Registered:</b>	07/11/14		
<b>Date Charge Satisfied:</b>	18/03/16		
<b>Status:</b>	SATISFIED		
<b>Person(s) Entitled:</b>	SYNERGY IN TRADE LTD;		
<b>Amount Secured:</b>			
<b>Details:</b>	CONTAINS FIXED CHARGE. CONTAINS FLOATING CHARGE. FLOATING CHARGE COVERS ALL THE PROPERTY OR UNDERTAKING OF THE COMPANY. CONTAINS NEGATIVE PLEDGE.		

## **PREVIOUS DIRECTOR/COMPANY SECRETARIES**

Name	Current Active Appointments		Previous Appointments	Dissolved Companies
Suryalatha Upadyayula	0		1	1
Srikanth Reddy Sureddy	0		1	0
Surabhi Reddy	0		1	2
Hanish Gupta	0		1	0
Total Persons With Significant Control	2	Total Statements		0
Active	2	Active		0
Ceased	0	Ceased		0

**DISCLAIMER** : This Report is **PRIVATE & CONFIDENTIAL** and it is prepared at the request of and for its use by the Subscriber only. The Subscriber shall use the contents of the Report merely as an aid to its business. Mira Inform Private Limited ("MIPL") has collated information/data in the Report, which have not been verified unless otherwise specifically mentioned in the Report. The Subscriber shall independently verify the accuracy and correctness of the information/data before in any way acting upon the same. MIPL shall not be liable for any harm, injury, loss or damage caused to the Subscriber due to default by the Subscriber's debtors/beneficiaries in fulfilling their obligations of any nature whatsoever. This Report or any of its portion shall not be used as a documentary evidence or otherwise before any investigative agencies or forum of law. This Report is confidential and proprietary to MIPL. The Subscriber and/or any other person(s) may not reproduce, publish or disclose any of the contents of the Report to others without the express authorization of MIPL. This Report is prepared and issued to the Subscriber without any risk, responsibility or liability on the part of MIPL or its officials.

**Active Persons With Significant Control**

Name	Mr Madhu Reddy Ganta	Kind	Individual Person With Significant Control
Address	22 Fanny Street Cathays, Cardiff	Country Of Residence	United Kingdom
Post Code	CF24 4EH	Nationality	British
Date of Birth	08/1979	Notified On	06/04/2016
Nature Of Control	Ownership Of Shares 25 To 50 Percent, Voting Rights 25 To 50 Percent		
Name	Mr Sudhakar Devanabanda Reddy	Kind	Individual Person With Significant Control
Address	22 Fanny Street, Cathays, Cardiff	Country Of Residence	Wales
Post Code	CF24 4EH	Nationality	Indian
Date of Birth	04/1971	Notified On	06/04/2016
Nature Of Control	Ownership Of Shares 25 To 50 Percent, Voting Rights 25 To 50 Percent		

**Ceased Persons With Significant Control**

No Ceased Persons With Significant Control To Display

**Active Statements**

No Active Statements To Display

**Ceased Statements**

No Ceased Statements To Display

**FOREIGN EXCHANGE RATES**

Currency	Unit	Indian Rupees
US Dollar	1	INR 73.44
UK Pound	1	INR 95.65
Euro	1	INR 84.17
GBP	1	INR 96.05

**Note** : Above are approximate rates obtained from sources believed to be correct

**INFORMATION DETAILS**

Analysis Done by :	NIY
Report Prepared by :	SYL

**DISCLAIMER** : This Report is **PRIVATE & CONFIDENTIAL** and it is prepared at the request of and for its use by the Subscriber only. The Subscriber shall use the contents of the Report merely as an aid to its business. Mira Inform Private Limited ("MIPL") has collated information/data in the Report, which have not been verified unless otherwise specifically mentioned in the Report. The Subscriber shall independently verify the accuracy and correctness of the information/data before in any way acting upon the same. MIPL shall not be liable for any harm, injury, loss or damage caused to the Subscriber due to default by the Subscriber's debtors/beneficiaries in fulfilling their obligations of any nature whatsoever. This Report or any of its portion shall not be used as a documentary evidence or otherwise before any investigative agencies or forum of law. This Report is confidential and proprietary to MIPL. The Subscriber and/or any other person(s) may not reproduce, publish or disclose any of the contents of the Report to others without the express authorization of MIPL. This Report is prepared and issued to the Subscriber without any risk, responsibility or liability on the part of MIPL or its officials.

**RATING EXPLANATIONS**

Credit Rating	Explanation	Rating Comments
A++	Minimum Risk	Business dealings permissible with minimum risk of default
A+	Low Risk	Business dealings permissible with low risk of default
A	Acceptable Risk	Business dealings permissible with moderate risk of default
B	Medium Risk	Business dealings permissible on a regular monitoring basis
C	Medium High Risk	Business dealings permissible preferably on secured basis
D	High Risk	Business dealing not recommended or on secured terms only
NB	New Business	No recommendation can be done due to business in infancy stage
NT	No Trace	No recommendation can be done as the business is not traceable

NB is stated where there is insufficient information to facilitate rating. However, it is not to be considered as unfavourable.

This score serves as a reference to assess SC's credit risk and to set the amount of credit to be extended. It is calculated from a composite of weighted scores obtained from each of the major sections of this report. The assessed factors are as follows:

- Financial condition covering various ratios
- Company background and operations size
- Promoters / Management background
- Payment record
- Litigation against the subject
- Industry scenario / competitor analysis
- Supplier / Customer / Banker review (wherever available)