

MIRA INFORM REPORT

Report No. :	535321
Report Date :	22.10.2018

IDENTIFICATION DETAILS

Name :	FREEMAN TRADING LIMITED
Registered Office :	Funnells Wicket Down Street Nutley Uckfield TN22 3LG
Country :	United Kingdom
Financials (as on) :	31.07.2018
Date of Incorporation :	05.07.2011
Com. Reg. No.:	07694181
Legal Form :	Private limited with Share Capital
Line of Business :	Wholesale of coffee, tea, cocoa and spices
No. of Employees :	2

RATING & COMMENTS

(Mira Inform has adopted New Rating mechanism w.e.f. 23rd January 2017)

MIRA's Rating :	A
-----------------	---

Credit Rating	Explanation	Rating Comments
A	Acceptable Risk	Business dealings permissible with moderate risk of default

Maximum Credit Limit :	£25,000
Status :	Satisfactory
Payment Behaviour :	No Complaints
Litigation :	Clear

NOTES :

DISCLAIMER : This Report is **PRIVATE & CONFIDENTIAL** and it is prepared at the request of and for its use by the Subscriber only. The Subscriber shall use the contents of the Report merely as an aid to its business. Mira Inform Private Limited ("MIPL") has collated information/data in the Report, which have not been verified unless otherwise specifically mentioned in the Report. The Subscriber shall independently verify the accuracy and correctness of the information/data before in any way acting upon the same. MIPL shall not be liable for any harm, injury, loss or damage caused to the Subscriber due to default by the Subscriber's debtors/beneficiaries in fulfilling their obligations of any nature whatsoever. This Report or any of its portion shall not be used as a documentary evidence or otherwise before any investigative agencies or forum of law. This Report is confidential and proprietary to MIPL. The Subscriber and/or any other person(s) may not reproduce, publish or disclose any of the contents of the Report to others without the express authorization of MIPL. This Report is prepared and issued to the Subscriber without any risk, responsibility or liability on the part of MIPL or its officials.

Any query related to this report can be made on e-mail : infodept@mirainform.com while quoting report number, name and date.

ECGC Country Risk Classification List

Country Name	Previous Rating (30.06.2018)	Current Rating (30.09.2018)
United Kingdom	A1	A1

Risk Category	ECGC Classification
Insignificant	A1
Low Risk	A2
Moderately Low Risk	B1
Moderate Risk	B2
Moderately High Risk	C1
High Risk	C2
Very High Risk	D

DISCLAIMER : This Report is **PRIVATE & CONFIDENTIAL** and it is prepared at the request of and for its use by the Subscriber only. The Subscriber shall use the contents of the Report merely as an aid to its business. Mira Inform Private Limited ("MIPL") has collated information/data in the Report, which have not been verified unless otherwise specifically mentioned in the Report. The Subscriber shall independently verify the accuracy and correctness of the information/data before in any way acting upon the same. MIPL shall not be liable for any harm, injury, loss or damage caused to the Subscriber due to default by the Subscriber's debtors/beneficiaries in fulfilling their obligations of any nature whatsoever. This Report or any of its portion shall not be used as a documentary evidence or otherwise before any investigative agencies or forum of law. This Report is confidential and proprietary to MIPL. The Subscriber and/or any other person(s) may not reproduce, publish or disclose any of the contents of the Report to others without the express authorization of MIPL. This Report is prepared and issued to the Subscriber without any risk, responsibility or liability on the part of MIPL or its officials.

UNITED KINGDOM - ECONOMIC OVERVIEW

The UK, a leading trading power and financial center, is the third largest economy in Europe after Germany and France. Agriculture is intensive, highly mechanized, and efficient by European standards, producing about 60% of food needs with less than 2% of the labor force. The UK has large coal, natural gas, and oil resources, but its oil and natural gas reserves are declining; the UK has been a net importer of energy since 2005. Services, particularly banking, insurance, and business services, are key drivers of British GDP growth. Manufacturing, meanwhile, has declined in importance but still accounts for about 10% of economic output.

In 2008, the global financial crisis hit the economy particularly hard, due to the importance of its financial sector. Falling home prices, high consumer debt, and the global economic slowdown compounded the UK's economic problems, pushing the economy into recession in the latter half of 2008 and prompting the then BROWN (Labour) government to implement a number of measures to stimulate the economy and stabilize the financial markets. Facing burgeoning public deficits and debt levels, in 2010 the then CAMERON-led coalition government (between Conservatives and Liberal Democrats) initiated an austerity program, which has continued under the Conservative government. However, the deficit still remains one of the highest in the G7, standing at 3.6% of GDP as of 2017, and the UK has pledged to lower its corporation tax from 20% to 17% by 2020. The UK had a debt burden of 90.4% GDP at the end of 2017.

The UK economy has begun to slow since the referendum vote to leave the EU in June 2016. A sustained depreciation of the British pound has increased consumer and producer prices, weighing on consumer spending without spurring a meaningful increase in exports. The UK has an extensive trade relationship with other EU members through its single market membership, and economic observers have warned the exit will jeopardize its position as the central location for European financial services. Prime Minister MAY is seeking a new "deep and special" trade relationship with the EU following the UK's exit. However, economists doubt that the UK will be able to preserve the benefits of EU membership without the obligations. The UK is expected to officially leave the EU by the end of March 2019.

Source : CIA

COMPANY NAME AND ADDRESS

FREEMAN TRADING LIMITED

FUNNELS WICKET DOWN STREET NUTLEY UCKFIELD TN22 3LG

COMPANY NO.

07694181

COMPANY STATUS

Active - Accounts Filed

CREDIT LIMIT

£25,000

COMPANY SUMMARY

Registered Address	FUNNELS WICKET DOWN STREET NUTLEY UCKFIELD TN22 3LG
Trading Address	Funnells Wicket Down Street Nutley Uckfield, East Sussex TN22 3LG
Website Address	http://www.jcottam.com
Telephone Number	02074822227
Fax Number	
TPS	Yes
FPS	Yes
Incorporation Date	05/07/2011
Previous Name	

DISCLAIMER : This Report is **PRIVATE & CONFIDENTIAL** and it is prepared at the request of and for its use by the Subscriber only. The Subscriber shall use the contents of the Report merely as an aid to its business. Mira Inform Private Limited ("MIPL") has collated information/data in the Report, which have not been verified unless otherwise specifically mentioned in the Report. The Subscriber shall independently verify the accuracy and correctness of the information/data before in any way acting upon the same. MIPL shall not be liable for any harm, injury, loss or damage caused to the Subscriber due to default by the Subscriber's debtors/beneficiaries in fulfilling their obligations of any nature whatsoever. This Report or any of its portion shall not be used as a documentary evidence or otherwise before any investigative agencies or forum of law. This Report is confidential and proprietary to MIPL. The Subscriber and/or any other person(s) may not reproduce, publish or disclose any of the contents of the Report to others without the express authorization of MIPL. This Report is prepared and issued to the Subscriber without any risk, responsibility or liability on the part of MIPL or its officials.

Type	Private limited with Share Capital
FTSE Index	-
Date of Change	-
Filing Date of Accounts	11/10/2018
Currency	GBP
Share Capital	£3
SIC07	46370
Charity Number	-
SIC07 Description	WHOLESALE OF COFFEE, TEA, COCOA AND SPICES
Principal Activity	

ADDITIONAL INFORMATION

CCJ's	0 (£0)
No CCJ Information To Display	-
Ultimate Holding Company	-
Accountant	MHA CARPENTER BOX
Mortgages	0
Group	0 companies
Linkages	0 companies
Countries	In 0 countries

KEY FINANCIALS

Year to Date	Turnover	Pre Tax Profit	Shareholder's Funds	Employees
31/07/2018	-	-	£159,948	2
31/07/2017	-	-	£140,891	-
31/07/2016	-	-	£79,084	-

MORTGAGE SUMMARY

Total Mortgage	0
Outstanding	0
Satisfied	0

TRADE DEBTORS / BAD DEBT SUMMARY

Total Number of Documented Trade	0
Total Value of Documented Trade	£0

DISCLAIMER : This Report is **PRIVATE & CONFIDENTIAL** and it is prepared at the request of and for its use by the Subscriber only. The Subscriber shall use the contents of the Report merely as an aid to its business. Mira Inform Private Limited ("MIPL") has collated information/data in the Report, which have not been verified unless otherwise specifically mentioned in the Report. The Subscriber shall independently verify the accuracy and correctness of the information/data before in any way acting upon the same. MIPL shall not be liable for any harm, injury, loss or damage caused to the Subscriber due to default by the Subscriber's debtors/beneficiaries in fulfilling their obligations of any nature whatsoever. This Report or any of its portion shall not be used as a documentary evidence or otherwise before any investigative agencies or forum of law. This Report is confidential and proprietary to MIPL. The Subscriber and/or any other person(s) may not reproduce, publish or disclose any of the contents of the Report to others without the express authorization of MIPL. This Report is prepared and issued to the Subscriber without any risk, responsibility or liability on the part of MIPL or its officials.

COMMENTARY

The latest Balance Sheet indicates a very positive net working capital position.
There has been an increase in shareholders funds compared with the previous balance sheet.
This company trades in an industry with a moderate level of corporate failures.

CCJ

Total Number of Exact CCJs -	0	Total Value of Exact CCJs -	
Total Number of Possible CCJs -	0	Total Value of Possible CCJs -	
Total Number of Satisfied CCJs -	0	Total Value of Satisfied CCJs -	
Total Number of Writs -	-		

Total Current Directors	2	Total Current Secretaries	0
Total Previous Directors / Company Secretaries	1	Total Person's With Significant Control	4

CURRENT DIRECTORS

Title	Mr	Function	Director
Name	Paul Adrian Lubbock	Nationality	British
Date of Birth	09/1972	Present Appointments	1
Latest Address	25 Courthope Road, London	Appointment Date	05/07/2011
Post Code	NW3 2LE		
Title	Mr	Function	Director
Name	Leon Woffenden	Nationality	British
Date of Birth	09/1972	Present Appointments	1
Latest Address	24 Unit 56 Wood Lane, London	Appointment Date	14/09/2014
Post Code	W12 7SB		
















Current Company Secretary

TOP SHAREHOLDERS




Name	Currency	Share Count	Share Type	Nominal Value	% of Total Share Count
LEON WOFFENDEN	GBP	2	ORDINARY	1	66.67
PAUL ADRIAN LUBBOCK	GBP	1	ORDINARY	1	33.33

DISCLAIMER : This Report is **PRIVATE & CONFIDENTIAL** and it is prepared at the request of and for its use by the Subscriber only. The Subscriber shall use the contents of the Report merely as an aid to its business. Mira Inform Private Limited ("MIPL") has collated information/data in the Report, which have not been verified unless otherwise specifically mentioned in the Report. The Subscriber shall independently verify the accuracy and correctness of the information/data before in any way acting upon the same. MIPL shall not be liable for any harm, injury, loss or damage caused to the Subscriber due to default by the Subscriber's debtors/beneficiaries in fulfilling their obligations of any nature whatsoever. This Report or any of its portion shall not be used as a documentary evidence or otherwise before any investigative agencies or forum of law. This Report is confidential and proprietary to MIPL. The Subscriber and/or any other person(s) may not reproduce, publish or disclose any of the contents of the Report to others without the express authorization of MIPL. This Report is prepared and issued to the Subscriber without any risk, responsibility or liability on the part of MIPL or its officials.















PROFIT & LOSS

	Date Of Accounts	31/07/18	(%)	31/07/17	(%)	31/07/16	(%)	31/07/15	(%)	31/07/14
	Weeks	52	(%)	52	(%)	52	(%)	52	(%)	52
	Currency	GBP	(%)	GBP	(%)	GBP	(%)	GBP	(%)	GBP
	Consolidated A/cs	N	(%)	N	(%)	N	(%)	N	(%)	N
	Turnover	-	-	-	-	-	-	-	-	-
	Export	-	-	-	-	-	-	-	-	-
	Cost of Sales	-	-	-	-	-	-	-	-	-
	Gross Profit	-	-	-	-	-	-	-	-	-
	Wages & Salaries	-	-	-	-	-	-	-	-	-
	Directors Emoluments	-	-	-	-	-	-	-	-	-
	Operating Profit	-	-	-	-	-	-	-	-	-
	Depreciation	-	-	-	-	£878	- 13.6%	£1,016	1.3%	£1,003
	Audit Fees	-	-	-	-	-	-	-	-	-
	Interest Payments	-	-	-	-	-	-	-	-	-
	Pre Tax Profit	-	-	-	-	-	-	-	-	-
	Taxation	-	-	-	-	-	-	-	-	-
	Profit After Tax	-	-	-	-	-	-	-	-	-
	Dividends Payable	-	-	-	-	-	-	-	-	-
	Retained Profit	-	-	-	-	-	-	-	-	-


BALANCE SHEET

	Date Of Accounts	31/07/18	(%)	31/07/17	(%)	31/07/16	(%)	31/07/15	(%)	31/07/14
	Tangible Assets	£5,656	101.3 %	£2,810	-20%	£3,513	- 13.5 %	£4,063	1.2%	£4,013
	Intangible Assets	0	-	0	-	0	-	0	-	0
	Total Fixed Assets	£5,656	101.3 %	£2,810	-20%	£3,513	- 13.5 %	£4,063	1.2%	£4,013





DISCLAIMER : This Report is **PRIVATE & CONFIDENTIAL** and it is prepared at the request of and for its use by the Subscriber only. The Subscriber shall use the contents of the Report merely as an aid to its business. Mira Inform Private Limited ("MIPL") has collated information/data in the Report, which have not been verified unless otherwise specifically mentioned in the Report. The Subscriber shall independently verify the accuracy and correctness of the information/data before in any way acting upon the same. MIPL shall not be liable for any harm, injury, loss or damage caused to the Subscriber due to default by the Subscriber's debtors/beneficiaries in fulfilling their obligations of any nature whatsoever. This Report or any of its portion shall not be used as a documentary evidence or otherwise before any investigative agencies or forum of law. This Report is confidential and proprietary to MIPL. The Subscriber and/or any other person(s) may not reproduce, publish or disclose any of the contents of the Report to others without the express authorization of MIPL. This Report is prepared and issued to the Subscriber without any risk, responsibility or liability on the part of MIPL or its officials.

	Stock	0	-	0	-100%	£99,947	50.8 %	£66,268	19.2%	£55,614
	Trade Debtors	£388,722	4.5%	£371,834	887.6 %	£37,651	32.2 %	£28,481	-28.7%	£39,932
	Cash	0	-	0	-100%	£50,120	- 43.5 %	£88,682	101.8 %	£43,949
	Other Debtors	£1,769	-	0	-	0	-	0	-	0
	Miscellaneous Current Assets	£708	-	£708	-	0	-	0	-	0
	Total Current Assets	£391,199	5%	£372,542	98.5%	£187,718	2.3%	£183,431	31.5%	£139,495
	Trade Creditors	£136,907	1.8%	£134,461	19.9%	£112,147	- 19.7 %	£139,682	24.1%	£112,538
	Bank Loans & Overdrafts	0	-	0	-	0	-	0	-	0
	Other Short Term Finance	0	-	0	-	0	-	0	-	0
	Miscellaneous Current Liabilities	0	-	0	-	0	-	0	-	0
	Total Current Liabilities	£136,907	1.8%	£134,461	19.9%	£112,147	- 19.7 %	£139,682	24.1%	£112,538
	Bank Loans & Overdrafts and LTL	£100,000	-	£100,000	-	0	-	0	-	0
	Other Long Term Finance	0	-	0	-	0	-	0	-	0
	Total Long Term Liabilities	£100,000	-	£100,000	-	0	-	0	-	0






CAPITAL & RESERVES

	Date Of Accounts	31/07/18	(%)	31/07/17	(%)	31/07/16	(%)	31/07/15	(%)	31/07/14
	Called Up Share Capital	-	-	-	- 100%	£1	-	£1	-	£1



DISCLAIMER : This Report is **PRIVATE & CONFIDENTIAL** and it is prepared at the request of and for its use by the Subscriber only. The Subscriber shall use the contents of the Report merely as an aid to its business. Mira Inform Private Limited ("MIPL") has collated information/data in the Report, which have not been verified unless otherwise specifically mentioned in the Report. The Subscriber shall independently verify the accuracy and correctness of the information/data before in any way acting upon the same. MIPL shall not be liable for any harm, injury, loss or damage caused to the Subscriber due to default by the Subscriber's debtors/beneficiaries in fulfilling their obligations of any nature whatsoever. This Report or any of its portion shall not be used as a documentary evidence or otherwise before any investigative agencies or forum of law. This Report is confidential and proprietary to MIPL. The Subscriber and/or any other person(s) may not reproduce, publish or disclose any of the contents of the Report to others without the express authorization of MIPL. This Report is prepared and issued to the Subscriber without any risk, responsibility or liability on the part of MIPL or its officials.

	P & L Account Reserve	£159,948	13.5%	£140,891	78.2%	£79,083	65.4%	£47,811	54.4%	£30,969
	Revaluation Reserve	-	-	-	-	-	-	-	-	-
	Sundry Reserves	-	-	-	-	-	-	-	-	-
	Shareholder Funds	£159,948	13.5%	£140,891	78.2%	£79,084	65.4%	£47,812	54.4%	£30,970

OTHER FINANCIAL ITEMS















	Date Of Accounts	31/07/18	(%)	31/07/17	(%)	31/07/16	(%)	31/07/15	(%)	31/07/14
	Net Worth	£159,948	13.5%	£140,891	78.2%	£79,084	65.4%	£47,812	54.4%	£30,970
	Working Capital	£254,292	6.8%	£238,081	215%	£75,571	72.7%	£43,749	62.3%	£26,957
	Total Assets	£396,855	5.7%	£375,352	96.3%	£191,231	2%	£187,494	30.7%	£143,508
	Total Liabilities	£236,907	1%	£234,461	109.1%	£112,147	-19.7%	£139,682	24.1%	£112,538
	Net Assets	£159,948	13.5%	£140,891	78.2%	£79,084	65.4%	£47,812	54.4%	£30,970

MISCELLANEOUS

	Date Of Accounts	31/07/18	(%)	31/07/17	(%)	31/07/16	(%)	31/07/15	(%)	31/07/14
	Contingent Liability	NO	-	NO	-	NO	-	NO	-	NO
	Capital Employed	£259,948	7.9%	£240,891	204.6%	£79,084	65.4%	£47,812	54.4%	£30,970
	Number of Employees	2	-	-	-	-	-	-	-	-
	Accountants	MHA CARPENTER BOX								
	Auditors									
	Auditor Comments	The company is exempt from audit								
	Bankers									
	Bank Branch Code									

DISCLAIMER : This Report is **PRIVATE & CONFIDENTIAL** and it is prepared at the request of and for its use by the Subscriber only. The Subscriber shall use the contents of the Report merely as an aid to its business. Mira Inform Private Limited ("MIPL") has collated information/data in the Report, which have not been verified unless otherwise specifically mentioned in the Report. The Subscriber shall independently verify the accuracy and correctness of the information/data before in any way acting upon the same. MIPL shall not be liable for any harm, injury, loss or damage caused to the Subscriber due to default by the Subscriber's debtors/beneficiaries in fulfilling their obligations of any nature whatsoever. This Report or any of its portion shall not be used as a documentary evidence or otherwise before any investigative agencies or forum of law. This Report is confidential and proprietary to MIPL. The Subscriber and/or any other person(s) may not reproduce, publish or disclose any of the contents of the Report to others without the express authorization of MIPL. This Report is prepared and issued to the Subscriber without any risk, responsibility or liability on the part of MIPL or its officials.

RATIOS

	Date Of Accounts	31/07/18	31/07/17	31/07/16	31/07/15	31/07/14
	Pre-tax profit margin %	-	-	-	-	-
	Current ratio	2.86	2.77	1.67	1.31	1.24
	Sales/Net Working Capital	-	-	-	-	-
	Gearing %	62.50	71	0	0	0
	Equity in %	40.30	37.50	41.40	25.50	21.60
	Creditor Days	-	-	-	-	-
	Debtor Days	-	-	-	-	-
	Liquidity/Acid Test	2.85	2.77	0.78	0.83	0.74
	Return On Capital Employed %	-	-	-	-	-
	Return On Total Assets Employed %	-	-	-	-	-
	Current Debt Ratio	0.85	0.95	1.41	2.92	3.63
	Total Debt Ratio	1.48	1.66	1.41	2.92	3.63
	Stock Turnover Ratio %	-	-	-	-	-
	Return on Net Assets Employed %	-	-	-	-	-

REPORT NOTES

There are no notes to display.

STATUS HISTORY

Date	Description	
30/09/2016	Compulsory strike off cancelled	
29/09/2016	Dissolution (First Gazt)	

***EVENT HISTORY**

Date	Description
14/10/2018	New Accounts Filed

DISCLAIMER : This Report is **PRIVATE & CONFIDENTIAL** and it is prepared at the request of and for its use by the Subscriber only. The Subscriber shall use the contents of the Report merely as an aid to its business. Mira Inform Private Limited ("MIPL") has collated information/data in the Report, which have not been verified unless otherwise specifically mentioned in the Report. The Subscriber shall independently verify the accuracy and correctness of the information/data before in any way acting upon the same. MIPL shall not be liable for any harm, injury, loss or damage caused to the Subscriber due to default by the Subscriber's debtors/beneficiaries in fulfilling their obligations of any nature whatsoever. This Report or any of its portion shall not be used as a documentary evidence or otherwise before any investigative agencies or forum of law. This Report is confidential and proprietary to MIPL. The Subscriber and/or any other person(s) may not reproduce, publish or disclose any of the contents of the Report to others without the express authorization of MIPL. This Report is prepared and issued to the Subscriber without any risk, responsibility or liability on the part of MIPL or its officials.

01/08/2018	Confirmation Statement
15/09/2017	New Accounts Filed
20/07/2017	Confirmation Statement
02/01/2017	New Accounts Filed
25/09/2016	Annual Returns
12/12/2015	New Accounts Filed
20/09/2015	Annual Returns
18/09/2015	Change in Reg.Office
18/09/2015	Change of Company Postcode
01/05/2015	New Accounts Filed
29/10/2014	Annual Returns
15/10/2014	New Board Member Mr L. Woffenden appointed
02/05/2014	New Accounts Filed
07/10/2013	Annual Returns

PREVIOUS COMPANY NAMES

No Previous Names found

WRIT DETAILS

No writs found

STATISTICS

Group	-
Linkages	0 companies
Countries	In 0 countries

SUMMARY

Holding Company	-
Ownership Status	-
Ultimate Holding Company	-

DISCLAIMER : This Report is **PRIVATE & CONFIDENTIAL** and it is prepared at the request of and for its use by the Subscriber only. The Subscriber shall use the contents of the Report merely as an aid to its business. Mira Inform Private Limited ("MIPL") has collated information/data in the Report, which have not been verified unless otherwise specifically mentioned in the Report. The Subscriber shall independently verify the accuracy and correctness of the information/data before in any way acting upon the same. MIPL shall not be liable for any harm, injury, loss or damage caused to the Subscriber due to default by the Subscriber's debtors/beneficiaries in fulfilling their obligations of any nature whatsoever. This Report or any of its portion shall not be used as a documentary evidence or otherwise before any investigative agencies or forum of law. This Report is confidential and proprietary to MIPL. The Subscriber and/or any other person(s) may not reproduce, publish or disclose any of the contents of the Report to others without the express authorization of MIPL. This Report is prepared and issued to the Subscriber without any risk, responsibility or liability on the part of MIPL or its officials.

GROUP STRUCTURE FULL

No Group Structure

PREVIOUS DIRECTOR/COMPANY SECRETARIES

Name	Current Active Appointments	Previous Appointments	Dissolved Companies
Barbara Kahan	3	8123	10184
Total Persons With Significant Control	4	Total Statements	0
Active	4	Active	0
Ceased	0	Ceased	0

ACTIVE PERSONS WITH SIGNIFICANT CONTROL

Name	Paul Adrian Lubbock	Kind	Individual Person With Significant Control
Address	Funnels Wicket Down Street, Uckfield, East Sussex	Country Of Residence	United Kingdom
Post Code	TN22 3LG	Nationality	British
Date of Birth	09/1972	Notified On	06/04/2016
Nature Of Control	Ownership Of Shares 25 To 50 Percent,Voting Rights 25 To 50 Percent,Significant Influence Or Control		
Name	Leon Woffenden	Kind	Individual Person With Significant Control
Address	53 Braeside Avenue, Brighton, East Sussex	Country Of Residence	United Kingdom
Post Code	BN1 8RL	Nationality	British
Date of Birth	09/1972	Notified On	06/04/2016
Nature Of Control	Ownership Of Shares 25 To 50 Percent,Voting Rights 25 To 50 Percent,Significant Influence Or Control		

Name	Leon Woffenden	Kind	Individual Person With Significant Control
Address	Funnells Wicket Down Street, Nutley, Uckfield, East Sussex	Country Of Residence	United Kingdom
Post Code	TN22 3LG	Nationality	British
Date of Birth	09/1972	Notified On	06/04/2016
Nature Of Control	Ownership Of Shares 50 To 75 Percent,Voting Rights 50 To 75 Percent		

DISCLAIMER : This Report is **PRIVATE & CONFIDENTIAL** and it is prepared at the request of and for its use by the Subscriber only. The Subscriber shall use the contents of the Report merely as an aid to its business. Mira Inform Private Limited ("MIPL") has collated information/data in the Report, which have not been verified unless otherwise specifically mentioned in the Report. The Subscriber shall independently verify the accuracy and correctness of the information/data before in any way acting upon the same. MIPL shall not be liable for any harm, injury, loss or damage caused to the Subscriber due to default by the Subscriber's debtors/beneficiaries in fulfilling their obligations of any nature whatsoever. This Report or any of its portion shall not be used as a documentary evidence or otherwise before any investigative agencies or forum of law. This Report is confidential and proprietary to MIPL. The Subscriber and/or any other person(s) may not reproduce, publish or disclose any of the contents of the Report to others without the express authorization of MIPL. This Report is prepared and issued to the Subscriber without any risk, responsibility or liability on the part of MIPL or its officials.

Name	Paul Adrian Lubbock	Kind	Individual Person With Significant Control
Address	Funnells Wicket Down Street, Nutley, Uckfield, East Sussex	Country Of Residence	United Kingdom
Post Code	TN22 3LG	Nationality	British
Date of Birth	09/1972	Notified On	06/04/2016
Nature Of Control	Ownership Of Shares 25 To 50 Percent, Voting Rights 25 To 50 Percent		

CEASED PERSONS WITH SIGNIFICANT CONTROL

No Ceased Persons With Significant Control To Display

ACTIVE STATEMENTS

No Active Statements To Display

CEASED STATEMENTS

No Ceased Statements To Display

FOREIGN EXCHANGE RATES

Currency	Unit	Indian Rupees
US Dollar	1	INR 73.44
UK Pound	1	INR 95.65
Euro	1	INR 84.17
GBP	1	INR 95.72

Note : Above are approximate rates obtained from sources believed to be correct

INFORMATION DETAILS

Analysis Done by :	PRI
Report Prepared by :	TRU

DISCLAIMER : This Report is **PRIVATE & CONFIDENTIAL** and it is prepared at the request of and for its use by the Subscriber only. The Subscriber shall use the contents of the Report merely as an aid to its business. Mira Inform Private Limited ("MIPL") has collated information/data in the Report, which have not been verified unless otherwise specifically mentioned in the Report. The Subscriber shall independently verify the accuracy and correctness of the information/data before in any way acting upon the same. MIPL shall not be liable for any harm, injury, loss or damage caused to the Subscriber due to default by the Subscriber's debtors/beneficiaries in fulfilling their obligations of any nature whatsoever. This Report or any of its portion shall not be used as a documentary evidence or otherwise before any investigative agencies or forum of law. This Report is confidential and proprietary to MIPL. The Subscriber and/or any other person(s) may not reproduce, publish or disclose any of the contents of the Report to others without the express authorization of MIPL. This Report is prepared and issued to the Subscriber without any risk, responsibility or liability on the part of MIPL or its officials.

RATING EXPLANATIONS

Credit Rating	Explanation	Rating Comments
A++	Minimum Risk	Business dealings permissible with minimum risk of default
A+	Low Risk	Business dealings permissible with low risk of default
A	Acceptable Risk	Business dealings permissible with moderate risk of default
B	Medium Risk	Business dealings permissible on a regular monitoring basis
C	Medium High Risk	Business dealings permissible preferably on secured basis
D	High Risk	Business dealing not recommended or on secured terms only
NB	New Business	No recommendation can be done due to business in infancy stage
NT	No Trace	No recommendation can be done as the business is not traceable

NB is stated where there is insufficient information to facilitate rating. However, it is not to be considered as unfavourable.

This score serves as a reference to assess SC's credit risk and to set the amount of credit to be extended. It is calculated from a composite of weighted scores obtained from each of the major sections of this report. The assessed factors are as follows:

- Financial condition covering various ratios
- Company background and operations size
- Promoters / Management background
- Payment record
- Litigation against the subject
- Industry scenario / competitor analysis
- Supplier / Customer / Banker review (wherever available)