

MIRA INFORM REPORT

Report No. :	535525
Report Date :	23.10.2018

IDENTIFICATION DETAILS

Name :	DML EXIM PRIVATE LIMITED (w.e.f. 26.07.2008)
Formerly Known As :	D M LAKHANI OVERSEAS PRIVATE LIMITED (w.e.f. 12.09.2003) SHREE SONAL IEE (JAYDEEP HOTELS) PRIVATE LIMITED
Registered Office :	405, Embassy Tower, Opposite Jubilee Garden, Jawahar Road, Rajkot-360001, Gujarat
Tel. No.:	91-281-2582402
Country :	India
Financials (as on) :	31.03.2017
Date of Incorporation :	07.09.1988
Capital Investment / Paid-up Capital :	INR 19.363 Million
CIN No.: [Company Identification No.]	U55100GJ1988PTC011223
IEC No.: [Import-Export Code No.]	2403004901
GSTN : [Goods & Service Tax Registration No.]	24AABCD8911B1Z6
PAN No.: [Permanent Account No.]	AABCD8911B
Legal Form :	Private Limited Liability Company
Line of Business :	Subject is engaged in Trading activities of Agriculture Products and Wind Power Generation. (Registered activity)
No. of Employees :	Information declined by the management

DISCLAIMER : This Report is **PRIVATE & CONFIDENTIAL** and it is prepared at the request of and for its use by the Subscriber only. The Subscriber shall use the contents of the Report merely as an aid to its business. Mira Inform Private Limited ("MIPL") has collated information/data in the Report, which have not been verified unless otherwise specifically mentioned in the Report. The Subscriber shall independently verify the accuracy and correctness of the information/data before in any way acting upon the same. MIPL shall not be liable for any harm, injury, loss or damage caused to the Subscriber due to default by the Subscriber's debtors/beneficiaries in fulfilling their obligations of any nature whatsoever. This Report or any of its portion shall not be used as a documentary evidence or otherwise before any investigative agencies or forum of law. This Report is confidential and proprietary to MIPL. The Subscriber and/or any other person(s) may not reproduce, publish or disclose any of the contents of the Report to others without the express authorization of MIPL. This Report is prepared and issued to the Subscriber without any risk, responsibility or liability on the part of MIPL or its officials.

RATING & COMMENTS

(Mira Inform has adopted New Rating mechanism w.e.f. 23rd January 2017)

MIRA's Rating : A

Credit Rating	Explanation	Rating Comments
A	Acceptable Risk	Business dealings permissible with moderate risk of default

Maximum Credit Limit :	USD 1400000
Status :	Satisfactory
Payment Behaviour :	Slow but correct
Litigation :	Clear
Comments :	<p>Subject was incorporated in the year 1988 and it is a trader of Agricultural Products and Wind Power Generation.</p> <p>As per financials of March 2017, the company has registered decline in its revenue as compared to its previous year's revenue and reported minimal profit margin of 0.24%.</p> <p>Rating takes into consideration the company's established track record of business operations marked by sound net worth base along with average debt coverage indicators and decent liquidity position.</p> <p>Further, the company has reported earnings per share of INR 6.63 against its face value of INR 10.</p> <p>However, rating strength is partially offset by vulnerability to unfavourable government regulations and volatility in cotton prices.</p> <p>Payments seems to be slow but correct.</p> <p>In view of aforesaid, the subject can be considered for business dealings at usual trade terms and conditions.</p>

NOTES :

Any query related to this report can be made on e-mail : infodept@mirainform.com while quoting report number, name and date.

ECGC Country Risk Classification List

Country Name	Previous Rating (30.06.2018)	Current Rating (30.09.2018)
India	A1	A1

DISCLAIMER : This Report is **PRIVATE & CONFIDENTIAL** and it is prepared at the request of and for its use by the Subscriber only. The Subscriber shall use the contents of the Report merely as an aid to its business. Mira Inform Private Limited ("MIPL") has collated information/data in the Report, which have not been verified unless otherwise specifically mentioned in the Report. The Subscriber shall independently verify the accuracy and correctness of the information/data before in any way acting upon the same. MIPL shall not be liable for any harm, injury, loss or damage caused to the Subscriber due to default by the Subscriber's debtors/beneficiaries in fulfilling their obligations of any nature whatsoever. This Report or any of its portion shall not be used as a documentary evidence or otherwise before any investigative agencies or forum of law. This Report is confidential and proprietary to MIPL. The Subscriber and/or any other person(s) may not reproduce, publish or disclose any of the contents of the Report to others without the express authorization of MIPL. This Report is prepared and issued to the Subscriber without any risk, responsibility or liability on the part of MIPL or its officials.

Risk Category	ECGC Classification
Insignificant	A1
Low Risk	A2
Moderately Low Risk	B1
Moderate Risk	B2
Moderately High Risk	C1
High Risk	C2
Very High Risk	D

EXTERNAL AGENCY RATING

Rating Agency Name	INDIA RATING
Rating	Long Term Rating=BBB- (Issuer Non-Cooperative)
Rating Explanation	Moderate degree of safety and moderate credit risk.
Date	14.08.2018

RBI DEFAULTERS' LIST STATUS

Subject's name is not enlisted as a defaulter in the publicly available RBI Defaulters' list.

EPF (Employee Provident Fund) DEFAULTERS' LIST STATUS

Subject's name is not enlisted as a defaulter in the publicly available EPF (Employee Provident Fund) Defaulters' list as of 31-03-2018.

BIFR (Board for Industrial & Financial Reconstruction) LISTING STATUS

Subject's name is not listed as a Sick Unit in the publicly available BIFR (Board for Industrial & Financial Reconstruction) list as of 23.02.2018

IBBI (Insolvency and Bankruptcy Board of India) LISTING STATUS

Subject's name is not listed in the publicly available IBBI (Insolvency and Bankruptcy Board of India) list as of report date.

INFORMATION DENIED BY

DISCLAIMER : This Report is **PRIVATE & CONFIDENTIAL** and it is prepared at the request of and for its use by the Subscriber only. The Subscriber shall use the contents of the Report merely as an aid to its business. Mira Inform Private Limited ("MIPL") has collated information/data in the Report, which have not been verified unless otherwise specifically mentioned in the Report. The Subscriber shall independently verify the accuracy and correctness of the information/data before in any way acting upon the same. MIPL shall not be liable for any harm, injury, loss or damage caused to the Subscriber due to default by the Subscriber's debtors/beneficiaries in fulfilling their obligations of any nature whatsoever. This Report or any of its portion shall not be used as a documentary evidence or otherwise before any investigative agencies or forum of law. This Report is confidential and proprietary to MIPL. The Subscriber and/or any other person(s) may not reproduce, publish or disclose any of the contents of the Report to others without the express authorization of MIPL. This Report is prepared and issued to the Subscriber without any risk, responsibility or liability on the part of MIPL or its officials.

DML EXIM PRIVATE LIMITED - 535525

PAGE NO. : 4

Name :	Mr. Nilesh Kothan
Designation :	General Manager
Contact No.:	91-281-2582402
Date :	22.10.2018

(Tel. No.: 91-281-2229183/ 2240671 – Incorrect Number)

LOCATIONS

Registered Office :	405, 9 th Floor, Embassy Tower, Opposite Jubilee Garden, Jawahar Road, Rajkot – 360001, Gujarat, India
Tel. No.:	91-281-2582402 / 3 / 4
Mobile No.:	91-9595749898 / 8767860099 (Mr. Rakesh Agarwal)
Fax No.:	91-281-2230505/ 2229643 / 2220409
E-Mail :	nhkothari@dmlgroup.in hjl.dmlxim@gmail.com info@dmlakhani.com
Website :	http://www.dmlgroup.in (Under Construction)
Corporate Office :	504, Venus Atlantis Corporate Park, Prahlad Nagar Road, Satellite, Near S.G Road, Ahmedabad – 380015, Gujarat, India
Tel No.:	91-79-40082011/ 40082012
Fax No.:	91-79-40082014
Head Office:	C-601 to 604, The Imperial Heights, Opposite Big Bazaar, 150 Feet Ring Road, Rajkot – 360 005, Gujarat, India
Tel. No.:	91-281-2580091/92/93
Fax No.:	91-281-2580060
E-Mail :	export@dmlgroup.in
Branch Office :	B-604, Sagar Tech Plaza, Sakinaka Junction, Andheri (East), Mumbai - 400075, Maharashtra, India
E-Mail :	yarnmarketing@dmlgroup.in
China Representative Office:	A Building Room No. 2707, Qingdao World Trade Centre No. 6 Hong Kong Middle Road, Qingdao – 266000, Shandong – China
Tel No.:	+86-532-85918770 / 85919390
Email:	qingdao@dmlgroup.in
Warehouse :	Located at: <ul style="list-style-type: none"> • Mumbai • Vashi

DIRECTORS

DISCLAIMER : This Report is **PRIVATE & CONFIDENTIAL** and it is prepared at the request of and for its use by the Subscriber only. The Subscriber shall use the contents of the Report merely as an aid to its business. Mira Inform Private Limited ("MIPL") has collated information/data in the Report, which have not been verified unless otherwise specifically mentioned in the Report. The Subscriber shall independently verify the accuracy and correctness of the information/data before in any way acting upon the same. MIPL shall not be liable for any harm, injury, loss or damage caused to the Subscriber due to default by the Subscriber's debtors/beneficiaries in fulfilling their obligations of any nature whatsoever. This Report or any of its portion shall not be used as a documentary evidence or otherwise before any investigative agencies or forum of law. This Report is confidential and proprietary to MIPL. The Subscriber and/or any other person(s) may not reproduce, publish or disclose any of the contents of the Report to others without the express authorization of MIPL. This Report is prepared and issued to the Subscriber without any risk, responsibility or liability on the part of MIPL or its officials.

As on 31.03.2018

Name :	Mr. Chirag Harishkumar Lakhani		
Designation :	Director		
Address :	Vrundavan, Tapovansociety, Near Aminmarg, Rajkot - 360002, Gujarat, India		
Date of Birth/Age :	23.08.1986		
Date of Appointment :	11.09.2004		
PAN No.:	ACCPL9051G		
DIN No.:	01624243		
Other Directorship:			
CIN/FCRN	Company Name	Begin Date	End Date
U51100GJ2005PTC046358	DML WORLD TRADE PRIVATE LIMITED	25/08/2008	-
U51100GJ2005PTC046782	D.R.B. COMMODITIES (INDIA) PRIVATE LIMITED	15/05/2013	-
U51200GJ2012PTC072428	DML AGRO TRADE PRIVATE LIMITED	23/10/2012	-
U51909GJ2012PTC072429	DEEPSTAR OVERSEAS PRIVATE LIMITED	23/10/2012	-
Name : Mr. Harishbhai Jayantilal Lakhani			
Designation : Director			
Address : Vrundavan, Tapovan Society, Near Amin Marg, Rajkot - 360002, Gujarat, India			
Date of Birth/Age : 13.05.1959			
Qualification : Graduate			
Date of Appointment : 12.05.2003			
PAN No.: AAQPL3256P			
DIN No.: 01658810			
Other Directorship:			
CIN/FCRN	Company Name	Begin Date	End Date
U45203GJ2015PTC082117	SIX TWENTY REALTY PRIVATE LIMITED	03/02/2015	-
U51100GJ2005PTC046358	DML WORLD TRADE PRIVATE LIMITED	14/07/2005	-
U51100GJ2005PTC046782	D.R.B. COMMODITIES (INDIA) PRIVATE LIMITED	16/09/2005	-
U51200GJ2012PTC072428	DML AGRO TRADE PRIVATE LIMITED	23/10/2012	-
U51909GJ2012PTC072429	DEEPSTAR OVERSEAS PRIVATE LIMITED	23/10/2012	-
U51909GJ2012PTC072431	CDM ENTERPRISE PRIVATE LIMITED	23/10/2012	-
Name : Mr. Darshan Harishkumar Lakhani			
Designation : Director			
Address : Vrundavan, Tapovan Society, Near Aminmarg, Rajkot - 360002, Gujarat, India			
Date of Birth/Age : 23.08.1986			
Qualification : Graduate			
Date of Appointment : 11.09.2004			
PAN No.: AACPL9050H			
DIN No.: 01658879			
Other Directorship:			

DISCLAIMER : This Report is **PRIVATE & CONFIDENTIAL** and it is prepared at the request of and for its use by the Subscriber only. The Subscriber shall use the contents of the Report merely as an aid to its business. Mira Inform Private Limited ("MIPL") has collated information/data in the Report, which have not been verified unless otherwise specifically mentioned in the Report. The Subscriber shall independently verify the accuracy and correctness of the information/data before in any way acting upon the same. MIPL shall not be liable for any harm, injury, loss or damage caused to the Subscriber due to default by the Subscriber's debtors/beneficiaries in fulfilling their obligations of any nature whatsoever. This Report or any of its portion shall not be used as a documentary evidence or otherwise before any investigative agencies or forum of law. This Report is confidential and proprietary to MIPL. The Subscriber and/or any other person(s) may not reproduce, publish or disclose any of the contents of the Report to others without the express authorization of MIPL. This Report is prepared and issued to the Subscriber without any risk, responsibility or liability on the part of MIPL or its officials.

CIN/FCRN	Company Name	Begin Date	End Date
U51100GJ2005PTC046358	DML WORLD TRADE PRIVATE LIMITED	14/07/2005	-
U51100GJ2005PTC046782	D.R.B. COMMODITIES (INDIA) PRIVATE LIMITED	15/05/2013	-
U51200GJ2012PTC072428	DML AGRO TRADE PRIVATE LIMITED	23/10/2012	-
U51909GJ2012PTC072429	DEEPSTAR OVERSEAS PRIVATE LIMITED	23/10/2012	-

KEY EXECUTIVES

Name :	Mr. Nilesh Kothan
Designation :	General Manager

MAJOR SHAREHOLDERS / SHAREHOLDING PATTERN

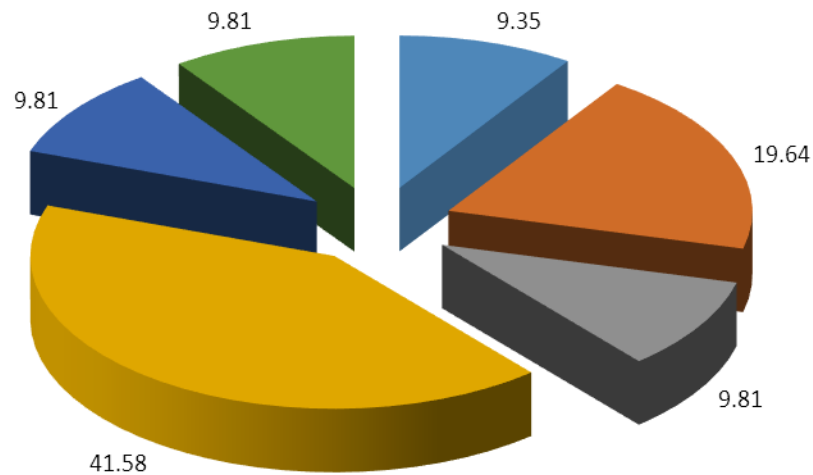
As on 31.03.2017

Names of Shareholders	No. of Shares	%age
Meenaben Harishkumar Lakhani	181020	9.35
Harishkumar Jayantilal Lakhani	380250	19.64
Dollyben Harishkumar Lakhani	190000	9.81
Chiragbhai Harishkumar Lakhani	805000	41.58
Darshan Harishkumar Lakhani	190000	9.81
Sejal Darshan Lakhani	190000	9.81
Total	1936270	100.00

DISCLAIMER : This Report is **PRIVATE & CONFIDENTIAL** and it is prepared at the request of and for its use by the Subscriber only. The Subscriber shall use the contents of the Report merely as an aid to its business. Mira Inform Private Limited ("MIPL") has collated information/data in the Report, which have not been verified unless otherwise specifically mentioned in the Report. The Subscriber shall independently verify the accuracy and correctness of the information/data before in any way acting upon the same. MIPL shall not be liable for any harm, injury, loss or damage caused to the Subscriber due to default by the Subscriber's debtors/beneficiaries in fulfilling their obligations of any nature whatsoever. This Report or any of its portion shall not be used as a documentary evidence or otherwise before any investigative agencies or forum of law. This Report is confidential and proprietary to MIPL. The Subscriber and/or any other person(s) may not reproduce, publish or disclose any of the contents of the Report to others without the express authorization of MIPL. This Report is prepared and issued to the Subscriber without any risk, responsibility or liability on the part of MIPL or its officials.

Share holding pattern

■ Meenaben Harishkumar Lakhani ■ Harishkumar Jayantilal Lakhani ■ Dollyben Harishkumar Lakhani
■ Chiragbhai Harishkumar Lakhani ■ Darshan Harishkumar Lakhani ■ Sejal Darshan Lakhani



Equity Share Break up (Percentage of Total Equity)

As on 30.09.2017

Category	Percentage
Promoter – (Individual/ Hindu Undivided Family – Indian)	100.00
Total	100.00

BUSINESS DETAILS

Line of Business :	Subject is engaged in Trading activities of Agriculture Products and Wind Power Generation. (Registered activity)	
Products :	Item Code No.	Product Description
	11032000	Trading in Agricultural Products
Brand Names :	Not Available	
Agencies Held :	Not Available	

DISCLAIMER : This Report is **PRIVATE & CONFIDENTIAL** and it is prepared at the request of and for its use by the Subscriber only. The Subscriber shall use the contents of the Report merely as an aid to its business. Mira Inform Private Limited ("MIPL") has collated information/data in the Report, which have not been verified unless otherwise specifically mentioned in the Report. The Subscriber shall independently verify the accuracy and correctness of the information/data before in any way acting upon the same. MIPL shall not be liable for any harm, injury, loss or damage caused to the Subscriber due to default by the Subscriber's debtors/beneficiaries in fulfilling their obligations of any nature whatsoever. This Report or any of its portion shall not be used as a documentary evidence or otherwise before any investigative agencies or forum of law. This Report is confidential and proprietary to MIPL. The Subscriber and/or any other person(s) may not reproduce, publish or disclose any of the contents of the Report to others without the express authorization of MIPL. This Report is prepared and issued to the Subscriber without any risk, responsibility or liability on the part of MIPL or its officials.

DML EXIM PRIVATE LIMITED - 535525

PAGE NO. : 8

Exports :	Not Divulged
Imports :	Not Divulged
Terms :	Not Divulged

PRODUCTION STATUS NOT AVAILABLE

GENERAL INFORMATION

Suppliers :	Reference :	Not Divulged
	Name of the Person :	--
	Contact No.:	--
	Since How Long Known :	--
	Maximum Limit Dealt :	--
	Experience :	--
	Remark:	--
Customers :	Reference :	Not Divulged
	Name of the Person :	--
	Contact No.:	--
	Since How Long Known :	--
	Maximum Limit Dealt :	--
	Experience :	--
	Remark:	--
No. of Employees :	Information declined by the management	
Bankers :	Bank Name	Oriental Bank of Commerce
	Branch	Aum Planet, Ground Floor, Opposite Nirmala Convent School, Rajkot – 360001, Gujarat, India
	Person Name (With Designation)	--
	Contact Number	--
	Name of Account Holder	--
	Account Number	--
	Account Since (Date/Year of Account Opening)	--
	Average Balance Maintained (If Possible)	--
	Credit Facilities Enjoyed (If any)	--
	Account Operation	--
	Remarks (If any)	--

DISCLAIMER : This Report is **PRIVATE & CONFIDENTIAL** and it is prepared at the request of and for its use by the Subscriber only. The Subscriber shall use the contents of the Report merely as an aid to its business. Mira Inform Private Limited ("MIPL") has collated information/data in the Report, which have not been verified unless otherwise specifically mentioned in the Report. The Subscriber shall independently verify the accuracy and correctness of the information/data before in any way acting upon the same. MIPL shall not be liable for any harm, injury, loss or damage caused to the Subscriber due to default by the Subscriber's debtors/beneficiaries in fulfilling their obligations of any nature whatsoever. This Report or any of its portion shall not be used as a documentary evidence or otherwise before any investigative agencies or forum of law. This Report is confidential and proprietary to MIPL. The Subscriber and/or any other person(s) may not reproduce, publish or disclose any of the contents of the Report to others without the express authorization of MIPL. This Report is prepared and issued to the Subscriber without any risk, responsibility or liability on the part of MIPL or its officials.

Facilities :	Secured Loan	31.03.2017 (INR in Million)	31.03.2016 (INR in Million)
	Long-term Borrowings		
	Rupee term loans from banks:		
	Oriental Bank of Commerce – Car Loan	3.393	3.930
	(Oriental Bank of Commerce – Car Loan was taken during the financial year 2016-16 and carries interest @9.95%. The loan is repayable in 84 monthly installments of INR 0.082 Million each along with interest, from the date of loan. The loan is secured by hypothecation of car)		
	Short-term borrowings		
	Working capital loans from banks	902.993	1140.344
	(Working capital facilities is secured by charge by way of hypothecation of stock in Trade, Advances to suppliers, Entire Receivables, Duty Draw Back, D.E.P.B. and Foreign Documentary Demand Bill and E.M of Offices and Pledge of F.D. and E.M. of properties of directors and relatives, moreover personally guaranteed by directors and their relatives and companies and firm in which directors are shareholders partners)		
	Total	906.386	1144.274

Auditors :	
Name :	N. M. Unadkat and Company Chartered Accountants
Address :	306-307, Everest Complex, Opposite Shastri Maidan, Subhash Road, Rajkot-360001, Gujarat, India
PAN N Income-tax PAN of auditor or auditor's firm :	AAFPU7460F
Memberships :	Not Available
Collaborators :	Not Available
Subsidiaries :	<ul style="list-style-type: none"> • D.R.B. Commodities (India) Private Limited

	U51100GJ2005PTC046782 <ul style="list-style-type: none"> • DML World Trade Private Limited U51100GJ2005PTC046358 • DML Agro Trade Private Limited U51200GJ2012PTC072428 • CDM Enterprise Private Limited U51909GJ2012PTC072431 • Deepstar Overseas Private Limited U51909GJ2012PTC072429
Relatives :	D.M. Enterprises (Prop. Meenaben H. Lakhani)

CAPITAL STRUCTURE

As on 31.03.2017

Authorised Capital :

No. of Shares	Type	Value	Amount
2000000	Equity Shares	INR 10/- each	INR 20.000 Million

Issued, Subscribed & Paid-up Capital :

No. of Shares	Type	Value	Amount
1936270	Equity Shares	INR 10/- each	INR 19.363 Million

FINANCIAL DATA
[all figures are in INR Million]

ABRIDGED BALANCE SHEET (STANDALONE)

SOURCES OF FUNDS	31.03.2017	31.03.2016	31.03.2015
I. EQUITY AND LIABILITIES			
(1) Shareholders' Funds			
(a) Share Capital	19.363	19.363	19.363
(b) Reserves & Surplus	475.385	462.543	451.707
(c) Money received against share warrants	0.000	0.000	0.000
(2) Share Application money pending allotment	0.000	0.000	0.000
Total Shareholders' Funds (1) + (2)	494.748	481.906	471.070
(3) Non-Current Liabilities			
(a) long-term borrowings	3.393	3.930	0.000
(b) Deferred tax liabilities (Net)	5.585	7.099	8.382
(c) Other long term liabilities	0.000	0.000	0.000
(d) long-term provisions	0.000	0.000	0.000
Total Non-current Liabilities (3)	8.978	11.029	8.382
(4) Current Liabilities			
(a) Short term borrowings	902.993	1140.344	1011.442
(b) Trade payables	59.280	84.354	200.115
(c) Other current liabilities	316.532	170.413	24.269
(d) Short-term provisions	4.819	5.295	6.018
Total Current Liabilities (4)	1283.624	1400.406	1241.844
TOTAL	1787.350	1893.341	1721.296
II. ASSETS			
(1) Non-current assets			
(a) Fixed Assets			
(i) Tangible assets	32.826	39.739	39.080
(ii) Intangible Assets	0.000	0.000	0.000
(iii) Capital work-in-progress	0.000	0.000	0.000
(iv) Intangible assets under development	0.000	0.000	0.000
(b) Non-current Investments	85.618	85.618	85.618
(c) Deferred tax assets (net)	0.000	0.000	0.000
(d) Long-term Loan and Advances	11.745	25.217	72.972
(e) Other Non-current assets	0.000	0.000	76.983
Total Non-Current Assets	130.189	150.574	274.653
(2) Current assets			

DISCLAIMER : This Report is **PRIVATE & CONFIDENTIAL** and it is prepared at the request of and for its use by the Subscriber only. The Subscriber shall use the contents of the Report merely as an aid to its business. Mira Inform Private Limited ("MIPL") has collated information/data in the Report, which have not been verified unless otherwise specifically mentioned in the Report. The Subscriber shall independently verify the accuracy and correctness of the information/data before in any way acting upon the same. MIPL shall not be liable for any harm, injury, loss or damage caused to the Subscriber due to default by the Subscriber's debtors/beneficiaries in fulfilling their obligations of any nature whatsoever. This Report or any of its portion shall not be used as a documentary evidence or otherwise before any investigative agencies or forum of law. This Report is confidential and proprietary to MIPL. The Subscriber and/or any other person(s) may not reproduce, publish or disclose any of the contents of the Report to others without the express authorization of MIPL. This Report is prepared and issued to the Subscriber without any risk, responsibility or liability on the part of MIPL or its officials.

DML EXIM PRIVATE LIMITED - 535525

PAGE NO. : 12

(a) Current investments	0.000	0.000	0.000
(b) Inventories	122.729	324.015	454.335
(c) Trade receivables	708.326	526.195	686.130
(d) Cash and cash equivalents	181.784	146.853	140.391
(e) Short-term loans and advances	644.322	745.704	165.787
(f) Other current assets	0.000	0.000	0.000
Total Current Assets	1657.161	1742.767	1446.643
TOTAL	1787.350	1893.341	1721.296

PROFIT & LOSS ACCOUNT (STANDALONE)

	PARTICULARS	31.03.2017	31.03.2016	31.03.2015
	SALES			
	Income	5446.445	7997.798	5068.452
	Other Income	125.755	200.133	158.705
	TOTAL	5572.200	8197.931	5227.157
Less	EXPENSES			
	Purchases of Stock-in-Trade	4994.853	7539.216	4558.207
	Changes in inventories of finished goods, work-in-progress and Stock-in-Trade	200.934	130.484	213.063
	Employees benefits expense	16.194	16.090	9.673
	Exceptional Items	(0.405)	(0.327)	(1.111)
	Other expenses	215.970	287.770	242.936
	TOTAL	5427.546	7973.233	5022.768
	PROFIT/ (LOSS) BEFORE INTEREST, TAX, DEPRECIATION AND AMORTISATION	144.654	224.698	204.389
Less	FINANCIAL EXPENSES	120.842	200.104	179.636
	PROFIT / (LOSS) BEFORE TAX, DEPRECIATION AND AMORTISATION	23.812	24.594	24.753
Less/ Add	DEPRECIATION/ AMORTISATION	7.088	6.684	8.266
	PROFIT/ (LOSS) BEFORE TAX	16.724	17.910	16.487
Less	TAX	3.882	7.074	5.807
	PROFIT/ (LOSS) AFTER TAX	12.842	10.836	10.680
Add	PREVIOUS YEARS' BALANCE BROUGHT FORWARD	449.220	438.384	427.704

DISCLAIMER : This Report is **PRIVATE & CONFIDENTIAL** and it is prepared at the request of and for its use by the Subscriber only. The Subscriber shall use the contents of the Report merely as an aid to its business. Mira Inform Private Limited ("MIPL") has collated information/data in the Report, which have not been verified unless otherwise specifically mentioned in the Report. The Subscriber shall independently verify the accuracy and correctness of the information/data before in any way acting upon the same. MIPL shall not be liable for any harm, injury, loss or damage caused to the Subscriber due to default by the Subscriber's debtors/beneficiaries in fulfilling their obligations of any nature whatsoever. This Report or any of its portion shall not be used as a documentary evidence or otherwise before any investigative agencies or forum of law. This Report is confidential and proprietary to MIPL. The Subscriber and/or any other person(s) may not reproduce, publish or disclose any of the contents of the Report to others without the express authorization of MIPL. This Report is prepared and issued to the Subscriber without any risk, responsibility or liability on the part of MIPL or its officials.

	Balance Carried to the B/S	462.062	449.220	438.384
	EARNINGS IN FOREIGN CURRENCY			
	F.O.B. Value of Exports	4549.322	7722.433	4141.029
	TOTAL EARNINGS	4549.322	7722.433	4141.029
	CIF VALUE OF IMPORT	26.246	13.947	0.000
	Earnings / (Loss) Per Share (INR)	6.63	5.60	5.52

CURRENT MATURITIES OF LONG TERM DEBT DETAILS

Particulars	31.03.2017	31.03.2016	31.03.2015
Current Maturities of Long term debt	NA	NA	NA
Cash generated from operations	379.799	(13.093)	16.487
Net cash flow from operating activity	373.948	(22.172)	16.487

KEY RATIOS

EFFICIENCY RATIOS

PARTICULARS	31.03.2017	31.03.2016	31.03.2015
Average Collection Days (Sundry Debtors / Income * 365 Days)	47.47	24.01	49.41
Account Receivables Turnover (Income / Sundry Debtors)	7.69	15.20	7.39
Average Payment Days (Sundry Creditors / Purchases * 365 Days)	4.33	4.08	16.02
Inventory Turnover (Operating Income / Inventories)	1.18	0.69	0.45
Asset Turnover (Operating Income / Net Fixed Assets)	4.41	5.65	5.23

LEVERAGE RATIOS

PARTICULARS	31.03.2017	31.03.2016	31.03.2015
Debt Ratio	0.72	0.74	0.72

DISCLAIMER : This Report is **PRIVATE & CONFIDENTIAL** and it is prepared at the request of and for its use by the Subscriber only. The Subscriber shall use the contents of the Report merely as an aid to its business. Mira Inform Private Limited ("MIPL") has collated information/data in the Report, which have not been verified unless otherwise specifically mentioned in the Report. The Subscriber shall independently verify the accuracy and correctness of the information/data before in any way acting upon the same. MIPL shall not be liable for any harm, injury, loss or damage caused to the Subscriber due to default by the Subscriber's debtors/beneficiaries in fulfilling their obligations of any nature whatsoever. This Report or any of its portion shall not be used as a documentary evidence or otherwise before any investigative agencies or forum of law. This Report is confidential and proprietary to MIPL. The Subscriber and/or any other person(s) may not reproduce, publish or disclose any of the contents of the Report to others without the express authorization of MIPL. This Report is prepared and issued to the Subscriber without any risk, responsibility or liability on the part of MIPL or its officials.

((Borrowing + Current Liabilities) / Total Assets)			
Debt Equity Ratio (Total Liability / Networth)	1.83	2.37	2.15
Current Liabilities to Networth (Current Liabilities / Net Worth)	2.59	2.91	2.64
Fixed Assets to Networth (Net Fixed Assets / Networth)	0.07	0.08	0.08
Interest Coverage Ratio (PBIT / Financial Charges)	1.20	1.12	1.14

PROFITABILITY RATIOS

PARTICULARS		31.03.2017	31.03.2016	31.03.2015
Net Profit Margin ((PAT / Sales) * 100)	%	0.24	0.14	0.21
Return on Total Assets ((PAT / Total Assets) * 100)	%	0.72	0.57	0.62
Return on Investment (ROI) ((PAT / Networth) * 100)	%	2.60	2.25	2.27

SOLVENCY RATIOS

PARTICULARS		31.03.2017	31.03.2016	31.03.2015
Current Ratio (Current Assets / Current Liabilities)		1.29	1.24	1.16
Quick Ratio ((Current Assets – Inventories) / Current Liabilities)		1.20	1.01	0.80
G-Score Ratio Financial (Networth / Total Assets)		0.28	0.25	0.27
G-Score Ratio Debt (Debts / Equity Capital)		46.81	59.10	52.24
G-Score Ratio Liquidity (Total Current Assets / Total Current Liabilities)		1.29	1.24	1.16

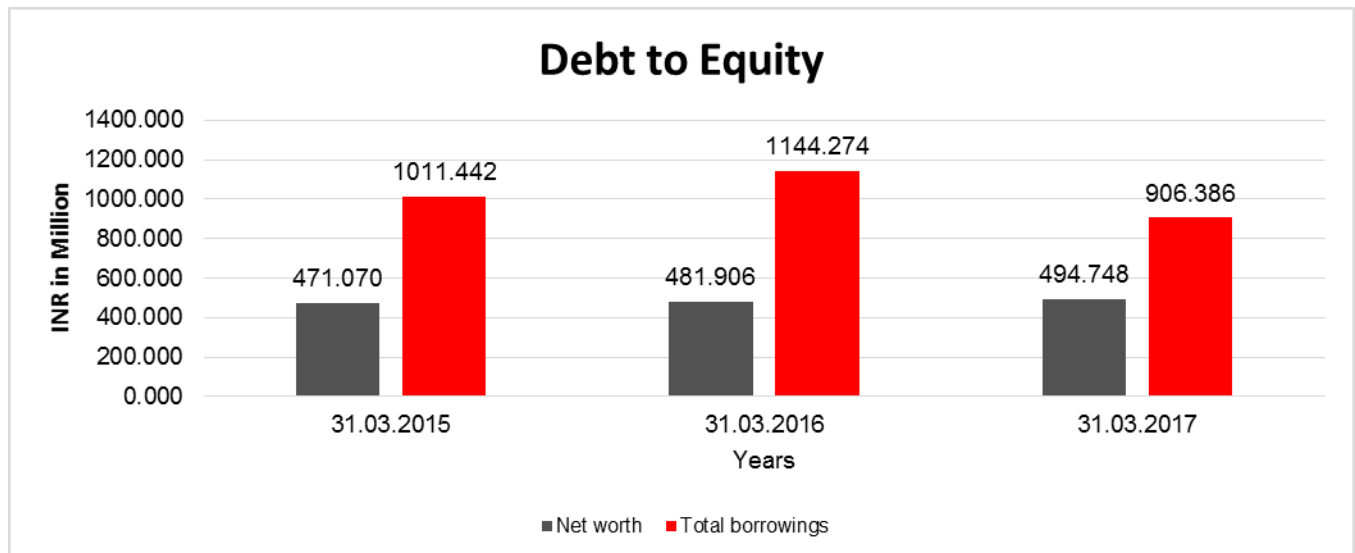
Total Liability = Short-term Debt + Long-term Debt + Current Maturities of Long-term debts

DISCLAIMER : This Report is **PRIVATE & CONFIDENTIAL** and it is prepared at the request of and for its use by the Subscriber only. The Subscriber shall use the contents of the Report merely as an aid to its business. Mira Inform Private Limited ("MIPL") has collated information/data in the Report, which have not been verified unless otherwise specifically mentioned in the Report. The Subscriber shall independently verify the accuracy and correctness of the information/data before in any way acting upon the same. MIPL shall not be liable for any harm, injury, loss or damage caused to the Subscriber due to default by the Subscriber's debtors/beneficiaries in fulfilling their obligations of any nature whatsoever. This Report or any of its portion shall not be used as a documentary evidence or otherwise before any investigative agencies or forum of law. This Report is confidential and proprietary to MIPL. The Subscriber and/or any other person(s) may not reproduce, publish or disclose any of the contents of the Report to others without the express authorization of MIPL. This Report is prepared and issued to the Subscriber without any risk, responsibility or liability on the part of MIPL or its officials.

FINANCIAL ANALYSIS
[all figures are INR Million]

DEBT EQUITY RATIO

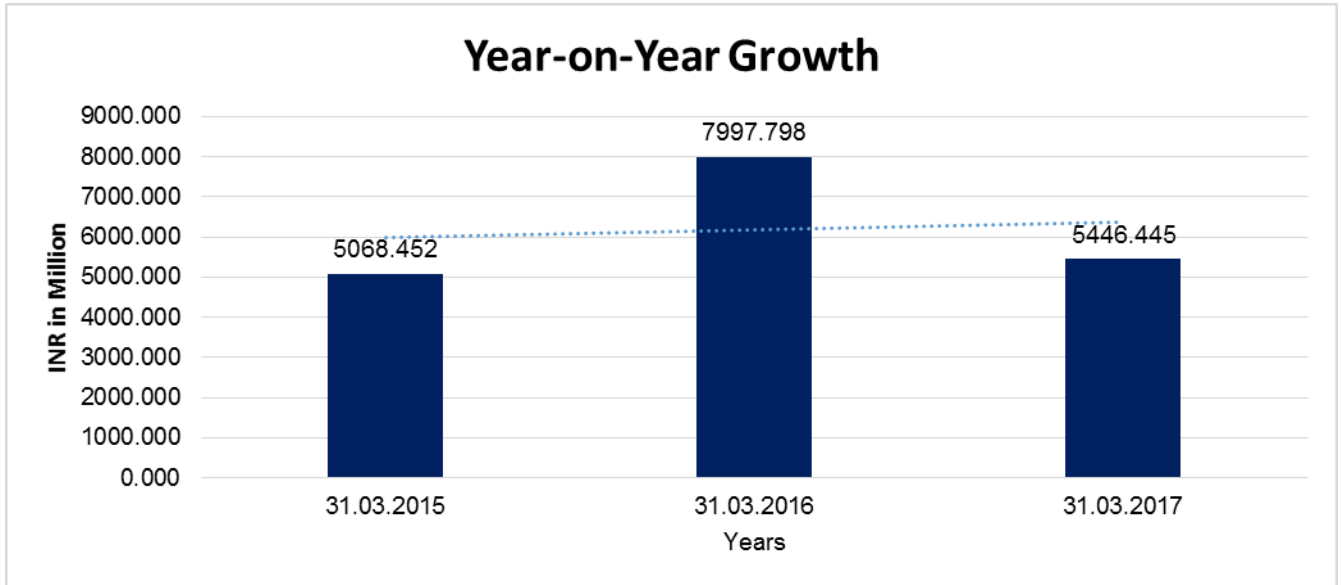
Particular	31.03.2015	31.03.2016	31.03.2017
	INR In Million	INR In Million	INR In Million
Share Capital	19.363	19.363	19.363
Reserves & Surplus	451.707	462.543	475.385
Share Application money pending allotment	0.000	0.000	0.000
Net worth	471.070	481.906	494.748
Long Term borrowings	0.000	3.930	3.393
Short Term borrowings	1011.442	1140.344	902.993
Total borrowings	1011.442	1144.274	906.386
Debt/Equity ratio	2.147	2.374	1.832



YEAR-ON-YEAR GROWTH

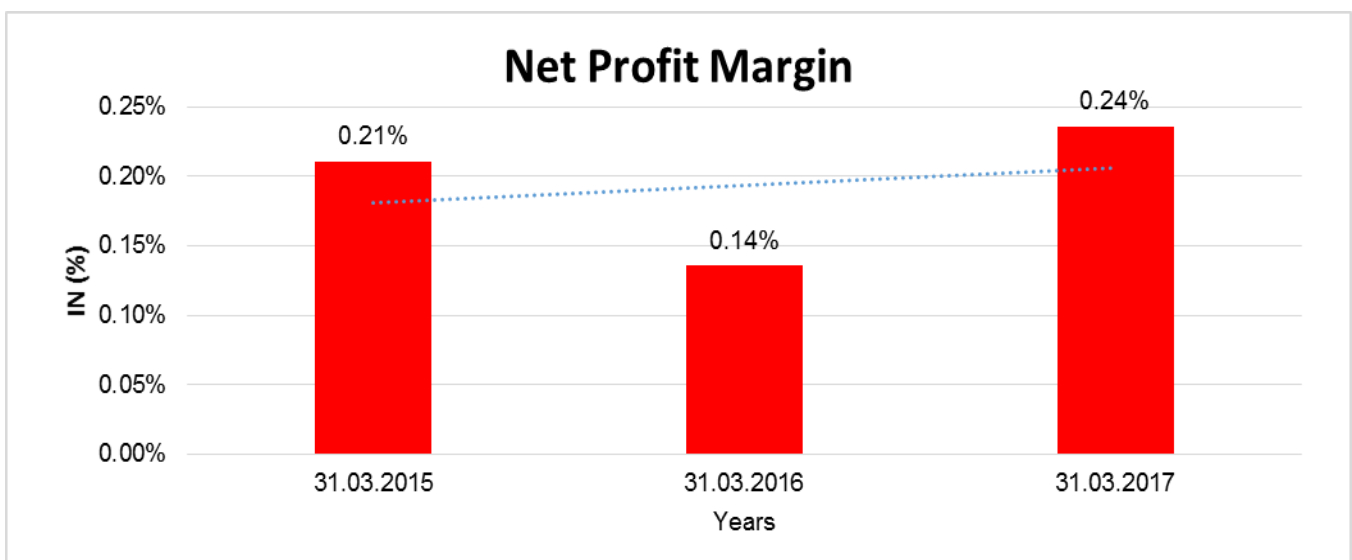
Year on Year Growth	31.03.2015	31.03.2016	31.03.2017
	INR In Million	INR In Million	INR In Million
Sales	5068.452	7997.798	5446.445
		57.796	(31.901)

DISCLAIMER : This Report is **PRIVATE & CONFIDENTIAL** and it is prepared at the request of and for its use by the Subscriber only. The Subscriber shall use the contents of the Report merely as an aid to its business. Mira Inform Private Limited ("MIPL") has collated information/data in the Report, which have not been verified unless otherwise specifically mentioned in the Report. The Subscriber shall independently verify the accuracy and correctness of the information/data before in any way acting upon the same. MIPL shall not be liable for any harm, injury, loss or damage caused to the Subscriber due to default by the Subscriber's debtors/beneficiaries in fulfilling their obligations of any nature whatsoever. This Report or any of its portion shall not be used as a documentary evidence or otherwise before any investigative agencies or forum of law. This Report is confidential and proprietary to MIPL. The Subscriber and/or any other person(s) may not reproduce, publish or disclose any of the contents of the Report to others without the express authorization of MIPL. This Report is prepared and issued to the Subscriber without any risk, responsibility or liability on the part of MIPL or its officials.



NET PROFIT MARGIN

Net Profit Margin	31.03.2015	31.03.2016	31.03.2017
	INR In Million	INR In Million	INR In Million
Sales	5068.452	7997.798	5446.445
Profit	10.680	10.836	12.842
	0.21%	0.14%	0.24%



DISCLAIMER : This Report is **PRIVATE & CONFIDENTIAL** and it is prepared at the request of and for its use by the Subscriber only. The Subscriber shall use the contents of the Report merely as an aid to its business. Mira Inform Private Limited ("MIPL") has collated information/data in the Report, which have not been verified unless otherwise specifically mentioned in the Report. The Subscriber shall independently verify the accuracy and correctness of the information/data before in any way acting upon the same. MIPL shall not be liable for any harm, injury, loss or damage caused to the Subscriber due to default by the Subscriber's debtors/beneficiaries in fulfilling their obligations of any nature whatsoever. This Report or any of its portion shall not be used as a documentary evidence or otherwise before any investigative agencies or forum of law. This Report is confidential and proprietary to MIPL. The Subscriber and/or any other person(s) may not reproduce, publish or disclose any of the contents of the Report to others without the express authorization of MIPL. This Report is prepared and issued to the Subscriber without any risk, responsibility or liability on the part of MIPL or its officials.

ABRIDGED BALANCE SHEET – (CONSOLIDATED)

SOURCES OF FUNDS	31.03.2017	31.03.2016
I. EQUITY AND LIABILITIES		
(1) Shareholders' Funds		
(a) Share Capital	19.363	19.363
(b) Reserves & Surplus	595.998	579.349
(c) Minority Interest	186.759	183.382
(2) Share Application money pending allotment	0.000	0.000
Total Shareholders' Funds (1) + (2)	802.120	782.094
(3) Non-Current Liabilities		
(a) long-term borrowings	3.393	3.930
(b) Deferred tax liabilities (Net)	11.605	12.255
(c) Other long term liabilities	0.000	0.000
(d) long-term provisions	0.000	0.000
Total Non-current Liabilities (3)	14.998	16.185
(4) Current Liabilities		
(a) Short term borrowings	1471.553	1801.214
(b) Trade payables	120.194	226.647
(c) Other current liabilities	469.352	435.262
(d) Short-term provisions	7.214	6.829
Total Current Liabilities (4)	2068.313	2469.952
TOTAL	2885.431	3268.231
II. ASSETS		
(1) Non-current assets		
(a) Fixed Assets		
(i) Tangible assets	60.351	70.151
(ii) Intangible Assets	0.000	0.000
(iii) Capital work-in-progress	0.000	0.000
(iv) Intangible assets under development	0.000	0.000
(b) Non-current Investments	0.000	0.000
(c) Deferred tax assets (net)	0.000	0.000
(d) Long-term Loan and Advances	20.949	34.951
(e) Other Non-current assets	0.000	0.137
Total Non-Current Assets	81.300	105.239
(2) Current assets		
(a) Current investments	0.000	0.000
(b) Inventories	384.561	676.658
(c) Trade receivables	951.406	1011.056

DISCLAIMER : This Report is **PRIVATE & CONFIDENTIAL** and it is prepared at the request of and for its use by the Subscriber only. The Subscriber shall use the contents of the Report merely as an aid to its business. Mira Inform Private Limited ("MIPL") has collated information/data in the Report, which have not been verified unless otherwise specifically mentioned in the Report. The Subscriber shall independently verify the accuracy and correctness of the information/data before in any way acting upon the same. MIPL shall not be liable for any harm, injury, loss or damage caused to the Subscriber due to default by the Subscriber's debtors/beneficiaries in fulfilling their obligations of any nature whatsoever. This Report or any of its portion shall not be used as a documentary evidence or otherwise before any investigative agencies or forum of law. This Report is confidential and proprietary to MIPL. The Subscriber and/or any other person(s) may not reproduce, publish or disclose any of the contents of the Report to others without the express authorization of MIPL. This Report is prepared and issued to the Subscriber without any risk, responsibility or liability on the part of MIPL or its officials.

(d) Cash and cash equivalents		340.748	277.240
(e) Short-term loans and advances		1127.416	1198.038
(f) Other current assets		0.000	0.000
Total Current Assets		2804.131	3162.992
TOTAL		2885.431	3268.231

PROFIT & LOSS ACCOUNT- (CONSOLIDATED)

	PARTICULARS	31.03.2017	31.03.2016
	SALES		
	Income	9101.950	15149.091
	Other Income	242.014	342.090
	TOTAL	9343.964	15491.181
Less	EXPENSES		
	Purchases of Stock-in-Trade	8446.852	14629.842
	Changes in inventories of finished goods, work-in-progress and Stock-in-Trade	291.899	(83.374)
	Employees benefits expense	25.913	24.575
	Exceptional Items	(0.405)	(0.327)
	Other expenses	356.172	572.935
	TOTAL	9120.431	15143.651
	PROFIT/ (LOSS) BEFORE INTEREST, TAX, DEPRECIATION AND AMORTISATION	223.533	347.530
Less	FINANCIAL EXPENSES	183.505	305.090
	PROFIT / (LOSS) BEFORE TAX, DEPRECIATION AND AMORTISATION	40.028	42.440
Less/ Add	DEPRECIATION/ AMORTISATION	11.432	11.916
	PROFIT/ (LOSS) BEFORE TAX	28.596	30.524
Less	TAX	8.571	10.287
	TOTAL PROFIT (LOSS) FOR PERIOD BEFORE MINORITY INTEREST	20.025	20.237
	MINORITY INTEREST	3.377	4.407
	TOTAL PROFIT (LOSS) FOR PERIOD	16.648	15.830

DISCLAIMER : This Report is **PRIVATE & CONFIDENTIAL** and it is prepared at the request of and for its use by the Subscriber only. The Subscriber shall use the contents of the Report merely as an aid to its business. Mira Inform Private Limited ("MIPL") has collated information/data in the Report, which have not been verified unless otherwise specifically mentioned in the Report. The Subscriber shall independently verify the accuracy and correctness of the information/data before in any way acting upon the same. MIPL shall not be liable for any harm, injury, loss or damage caused to the Subscriber due to default by the Subscriber's debtors/beneficiaries in fulfilling their obligations of any nature whatsoever. This Report or any of its portion shall not be used as a documentary evidence or otherwise before any investigative agencies or forum of law. This Report is confidential and proprietary to MIPL. The Subscriber and/or any other person(s) may not reproduce, publish or disclose any of the contents of the Report to others without the express authorization of MIPL. This Report is prepared and issued to the Subscriber without any risk, responsibility or liability on the part of MIPL or its officials.

Earnings / (Loss) Per Share (INR)	8.60	8.18
-----------------------------------	------	------

LOCAL AGENCY FURTHER INFORMATION

Sr. No.	Check list by info agents	Available in Report (Yes/No)
1	Year of establishment	Yes
2	Constitution of the entity -Incorporation details	Yes
3	Locality of the entity	Yes
4	Premises details	No
5	Buyer visit details	--
6	Contact numbers	Yes
7	Name of the person contacted	Yes
8	Designation of contact person	Yes
9	Promoter's background	Yes
10	Date of Birth of Proprietor / Partners / Directors	Yes
11	Pan Card No. of Proprietor / Partners	No
12	Voter Id Card No. of Proprietor / Partners	No
13	Type of business	Yes
14	Line of Business	Yes
15	Export/import details (if applicable)	No
16	No. of employees	No
17	Details of sister concerns	Yes
18	Major suppliers	No
19	Major customers	No
20	Banking Details	Yes
21	Banking facility details	Yes
22	Conduct of the banking account	--
23	Financials, if provided	Yes
24	Capital in the business	Yes
25	Last accounts filed at ROC, if applicable	Yes
26	Turnover of firm for last three years	Yes
27	Reasons for variation <> 20%	--
28	Estimation for coming financial year	No
29	Profitability for last three years	Yes
30	Major shareholders, if available	Yes
31	External Agency Rating, if available	Yes
32	Litigations that the firm/promoter involved in	--
33	Market information	--
34	Payments terms	No
35	Negative Reporting by Auditors in the Annual Report	No

DISCLAIMER : This Report is **PRIVATE & CONFIDENTIAL** and it is prepared at the request of and for its use by the Subscriber only. The Subscriber shall use the contents of the Report merely as an aid to its business. Mira Inform Private Limited ("MIPL") has collated information/data in the Report, which have not been verified unless otherwise specifically mentioned in the Report. The Subscriber shall independently verify the accuracy and correctness of the information/data before in any way acting upon the same. MIPL shall not be liable for any harm, injury, loss or damage caused to the Subscriber due to default by the Subscriber's debtors/beneficiaries in fulfilling their obligations of any nature whatsoever. This Report or any of its portion shall not be used as a documentary evidence or otherwise before any investigative agencies or forum of law. This Report is confidential and proprietary to MIPL. The Subscriber and/or any other person(s) may not reproduce, publish or disclose any of the contents of the Report to others without the express authorization of MIPL. This Report is prepared and issued to the Subscriber without any risk, responsibility or liability on the part of MIPL or its officials.

NOTE: Registered office of the company has been shifted from Shop No. E-19, Marketing Yard, Rajkot – 360003, Gujarat, India to the present address w.e.f. 02.01.2006

CORPORATE INFORMATION:

Subject is engaged in trading activities of Agriculture Products and Wind Power Generation.

STATE OF COMPANY'S AFFAIRS AND FUTURE OUTLOOK:

During the year, the Company has earned the Revenue from Operations of INR 5446.445 Million as compared to INR 7997.798 Million of previous financial year 2015-16. Moreover, the Company reported net profit of INR 12.841 Million as compared to net profit of previous year of INR 10.836 Million. Net profit of the Company has been increased due to control over other expenses of the Company. The Board ensures better performance of the Company that in years to come.

INDEX OF CHARGES:

SN o	SRN	Charge Id	Charge Holder Name	Date of Creation	Date of Modification	Date of Satisfaction	Amount	Address
1	A59 6274 06	10149 582	ORIENTAL BANK OF COMMER CE	09/02/2 009	-	-	40000000.0	'MANGAL BHAVAN', NIRMALA CONVENT SCHOOL ROAD BRANCH, RAJKOT - 360005, Gujarat, India
2	B63 3701 34	90099 994	ORIENTAL BANK OF COMMER CE	26/02/2 005	29/11/2 012	-	4060000000.0	AUM PLANET, GROUND FLOOR, OPPOSITE NIRMALA CONVENT SCHOOL, RAJKOT – 360001, GUJARAT, INDIA
3	B72 3229 77	90096 924	ORIENTAL BANK OF COMMER CE	16/09/2 004	12/03/2 013	-	7480000000.0	AUM PLANET, GROUND FLOOR, OPPOSITE NIRMALA CONVENT SCHOOL, RAJKOT – 360001, GUJARAT, INDIA

CONTINGENT LIABILITIES:

PARTICULARS	(INR in million)	
	31.03.2017	31.03.2016
Guarantee given for Subsidiary company	2420.000	1920.000
Guarantee given for other company	0.000	0.000
Bills Receivable Discounted	339.801	502.948
Income Tax Demand	212.378	209.368

DISCLAIMER : This Report is **PRIVATE & CONFIDENTIAL** and it is prepared at the request of and for its use by the Subscriber only. The Subscriber shall use the contents of the Report merely as an aid to its business. Mira Inform Private Limited ("MIPL") has collated information/data in the Report, which have not been verified unless otherwise specifically mentioned in the Report. The Subscriber shall independently verify the accuracy and correctness of the information/data before in any way acting upon the same. MIPL shall not be liable for any harm, injury, loss or damage caused to the Subscriber due to default by the Subscriber's debtors/beneficiaries in fulfilling their obligations of any nature whatsoever. This Report or any of its portion shall not be used as a documentary evidence or otherwise before any investigative agencies or forum of law. This Report is confidential and proprietary to MIPL. The Subscriber and/or any other person(s) may not reproduce, publish or disclose any of the contents of the Report to others without the express authorization of MIPL. This Report is prepared and issued to the Subscriber without any risk, responsibility or liability on the part of MIPL or its officials.

- *(a) Income Tax Demand is for A.Y. 2012-13 of INR 57.601 Million
- (b) Income Tax Demand is for A.Y. 2011-12 of INR 147.633 Million
- (c) Income Tax Demand is for A.Y. 2010-11 of INR 3.057 Million
- (d) Income Tax Demand is for A.Y. 2007-08 of INR 1.077 Million
- (e) Income Tax Demand is for A.Y. 2014-15 of INR 3.010 Million

*Contingent Liability produces here in above on the bases of information complied by the management of the company.

FIXED ASSETS

- Buildings
- Office building
- Computer and Printer
- Office Appliances
- Vehicles
- Office equipment
- Motor Car
- Furniture and Fixture
- Plant and Machinery
- Wind Turbine Generator

CMT REPORT (Corruption, Money Laundering & Terrorism]

The Public Notice information has been collected from various sources including but not limited to: ***The Courts, India Prisons Service, Interpol, etc.***

1] INFORMATION ON DESIGNATED PARTY

No exist designating subject or any of its beneficial owners, controlling shareholders or senior officers as terrorist or terrorist organization or whom notice had been received that all financial transactions involving their assets have been blocked or convicted, found guilty or against whom a judgement or order had been entered in a proceedings for violating money-laundering, anti-corruption or bribery or international economic or anti-terrorism sanction laws or whose assets were seized, blocked, frozen or ordered forfeited for violation of money laundering or international anti-terrorism laws.

2] Court Declaration :

No records exist to suggest that subject is or was the subject of any formal or informal allegations, prosecutions or other official proceeding for making any prohibited payments or other improper payments to government officials for engaging in prohibited transactions or with designated parties.

3] Asset Declaration :

No records exist to suggest that the property or assets of the subject are derived from criminal conduct or a prohibited transaction.

4] Record on Financial Crime :

Charges or conviction registered against subject: **None**

5] Records on Violation of Anti-Corruption Laws :

Charges or investigation registered against subject: **None**

6] Records on Int'l Anti-Money Laundering Laws/Standards :

Charges or investigation registered against subject: **None**

7] Criminal Records

No available information exist that suggest that subject or any of its principals have been formally charged or convicted by a competent governmental authority for any financial crime or under any formal investigation by a competent government authority for any violation of anti-corruption laws or international anti-money laundering laws or standard.

8] Affiliation with Government :

No record exists to suggest that any director or indirect owners, controlling shareholders, director, officer or employee of the company is a government official or a family member or close business associate of a Government official.

9] Compensation Package :

Our market survey revealed that the amount of compensation sought by the subject is fair and reasonable and comparable to compensation paid to others for similar services.

10] Press Report :

No press reports / filings exists on the subject.

CORPORATE GOVERNANCE

MIRA INFORM as part of its Due Diligence do provide comments on Corporate Governance to identify management and governance. These factors often have been predictive and in some cases have created vulnerabilities to credit deterioration.

Our Governance Assessment focuses principally on the interactions between a company's management, its Board of Directors, Shareholders and other financial stakeholders.

CONTRAVENTION

Subject is not known to have contravened any existing local laws, regulations or policies that prohibit, restrict or otherwise affect the terms and conditions that could be included in the agreement with the subject.

FOREIGN EXCHANGE RATES

Currency	Unit	INR
US Dollar	1	INR 73.70
UK Pound	1	INR 95.57
Euro	1	INR 84.46

INFORMATION DETAILS

Information Gathered by :	AKS
Analysis Done by :	VIV
Report Prepared by :	SUD

SCORE FACTORS

DEMERIT POINTS		
--BANK CHARGES	YES/NO	YES
--LITIGATION	YES/NO	NO
--OTHER ADVERSE INFORMATION	YES/NO	NO
MERIT POINTS		
--SOLE DISTRIBUTORSHIP	YES/NO	NO
--EXPORT ACTIVITIES	YES/NO	NO
--AFFILIATION	YES/NO	YES
--LISTED	YES/NO	NO
--OTHER MERIT FACTORS	YES/NO	YES

RATING EXPLANATIONS

Credit Rating	Explanation	Rating Comments
A++	Minimum Risk	Business dealings permissible with minimum risk of default
A+	Low Risk	Business dealings permissible with low risk of default
A	Acceptable Risk	Business dealings permissible with moderate risk of default
B	Medium Risk	Business dealings permissible on a regular monitoring basis
C	Medium High Risk	Business dealings permissible preferably on secured basis
D	High Risk	Business dealing not recommended or on secured terms only
NB	New Business	No recommendation can be done due to business in infancy stage
NT	No Trace	No recommendation can be done as the business is not traceable

NB is stated where there is insufficient information to facilitate rating. However, it is not to be considered as unfavourable.

This score serves as a reference to assess SC's credit risk and to set the amount of credit to be extended. It is calculated from a composite of weighted scores obtained from each of the major sections of this report. The assessed factors are as follows:

- Financial condition covering various ratios
- Company background and operations size
- Promoters / Management background
- Payment record
- Litigation against the subject
- Industry scenario / competitor analysis
- Supplier / Customer / Banker review (wherever available)

DISCLAIMER : This Report is **PRIVATE & CONFIDENTIAL** and it is prepared at the request of and for its use by the Subscriber only. The Subscriber shall use the contents of the Report merely as an aid to its business. Mira Inform Private Limited ("MIPL") has collated information/data in the Report, which have not been verified unless otherwise specifically mentioned in the Report. The Subscriber shall independently verify the accuracy and correctness of the information/data before in any way acting upon the same. MIPL shall not be liable for any harm, injury, loss or damage caused to the Subscriber due to default by the Subscriber's debtors/beneficiaries in fulfilling their obligations of any nature whatsoever. This Report or any of its portion shall not be used as a documentary evidence or otherwise before any investigative agencies or forum of law. This Report is confidential and proprietary to MIPL. The Subscriber and/or any other person(s) may not reproduce, publish or disclose any of the contents of the Report to others without the express authorization of MIPL. This Report is prepared and issued to the Subscriber without any risk, responsibility or liability on the part of MIPL or its officials.