

MIRA INFORM REPORT

Report No. :	535437
Report Date :	23.10.2018

IDENTIFICATION DETAILS

Name :	QPAC PACKAGING LLP
Registered Office :	Marston House 5 Elmdon Lane Marston Green B37 7dl
Country :	United Kingdom
Financials (as on) :	31.03.2018
Date of Incorporation :	24.08.2007
Com. Reg. No.:	OC330862
Legal Form :	Limited Company
Line of Business :	Buyers and sellers of packaging
No. of Employees :	13

RATING & COMMENTS

(Mira Inform has adopted New Rating mechanism w.e.f. 23rd January 2017)

MIRA's Rating :	C
------------------------	---

Credit Rating	Explanation	Rating Comments
C	Medium High Risk	Business dealings permissible preferably on secured basis

Status :	Moderate
Payment Behaviour :	Slow
Litigation :	Clear

NOTES :

Any query related to this report can be made on e-mail : infodept@mirainform.com while quoting report number, name and date.

DISCLAIMER : This Report is **PRIVATE & CONFIDENTIAL** and it is prepared at the request of and for its use by the Subscriber only. The Subscriber shall use the contents of the Report merely as an aid to its business. Mira Inform Private Limited ("MIPL") has collated information/data in the Report, which have not been verified unless otherwise specifically mentioned in the Report. The Subscriber shall independently verify the accuracy and correctness of the information/data before in any way acting upon the same. MIPL shall not be liable for any harm, injury, loss or damage caused to the Subscriber due to default by the Subscriber's debtors/beneficiaries in fulfilling their obligations of any nature whatsoever. This Report or any of its portion shall not be used as a documentary evidence or otherwise before any investigative agencies or forum of law. This Report is confidential and proprietary to MIPL. The Subscriber and/or any other person(s) may not reproduce, publish or disclose any of the contents of the Report to others without the express authorization of MIPL. This Report is prepared and issued to the Subscriber without any risk, responsibility or liability on the part of MIPL or its officials.

ECGC Country Risk Classification List

Country Name	Previous Rating (30.06.2018)	Current Rating (30.09.2018)
United Kingdom	A1	A1

Risk Category	ECGC Classification
Insignificant	A1
Low Risk	A2
Moderately Low Risk	B1
Moderate Risk	B2
Moderately High Risk	C1
High Risk	C2
Very High Risk	D

UNITED KINGDOM - ECONOMIC OVERVIEW

The UK, a leading trading power and financial center, is the third largest economy in Europe after Germany and France. Agriculture is intensive, highly mechanized, and efficient by European standards, producing about 60% of food needs with less than 2% of the labor force. The UK has large coal, natural gas, and oil resources, but its oil and natural gas reserves are declining; the UK has been a net importer of energy since 2005. Services, particularly banking, insurance, and business services, are key drivers of British GDP growth. Manufacturing, meanwhile, has declined in importance but still accounts for about 10% of economic output.

In 2008, the global financial crisis hit the economy particularly hard, due to the importance of its financial sector. Falling home prices, high consumer debt, and the global economic slowdown compounded the UK's economic problems, pushing the economy into recession in the latter half of 2008 and prompting the then BROWN (Labour) government to implement a number of measures to stimulate the economy and stabilize the financial markets. Facing burgeoning public deficits and debt levels, in 2010 the then CAMERON-led coalition government (between Conservatives and Liberal Democrats) initiated an austerity program, which has continued under the Conservative government. However, the deficit still remains one of the highest in the G7, standing at 3.6% of GDP as of 2017, and the UK has pledged to lower its corporation tax from 20% to 17% by 2020. The UK had a debt burden of 90.4% GDP at the end of 2017.

The UK economy has begun to slow since the referendum vote to leave the EU in June 2016. A sustained depreciation of the British pound has increased consumer and producer prices, weighing on consumer spending without spurring a meaningful increase in exports. The UK has an extensive trade relationship with other EU members through its single market membership, and economic observers have warned the exit will jeopardize its position as the central location for European financial services. Prime Minister MAY is seeking a new "deep and special" trade relationship with the EU following the UK's exit. However, economists doubt that the UK will be able to preserve the benefits of EU membership without the obligations. The UK is expected to officially leave the EU by the end of March 2019.

Source : CIA

COMPANY NAME AND ADDRESS

Company Name: **QPAC PACKAGING LLP**
Company No: **OC330862**
Registered Address: **MARSTON HOUSE 5 ELMDON LANE MARSTON GREEN B37 7DL**

COMPANY SUMMARY

Registered Address MARSTON HOUSE
5 ELMDON LANE
MARSTON GREEN
B37 7DL

Trading Address Marston House
5 Elmdon Lane
Marston Green
Solihull, West Midlands
B37 7DL

Website Address

Telephone Number -

Fax Number

TPS -

FPS Yes

Incorporation Date 24/08/2007

Previous Name

Type Other

FTSE Index -

Date of Change -

Filing Date of Accounts 28/06/2018

Currency

Share Capital -

DISCLAIMER : This Report is **PRIVATE & CONFIDENTIAL** and it is prepared at the request of and for its use by the Subscriber only. The Subscriber shall use the contents of the Report merely as an aid to its business. Mira Inform Private Limited ("MIPL") has collated information/data in the Report, which have not been verified unless otherwise specifically mentioned in the Report. The Subscriber shall independently verify the accuracy and correctness of the information/data before in any way acting upon the same. MIPL shall not be liable for any harm, injury, loss or damage caused to the Subscriber due to default by the Subscriber's debtors/beneficiaries in fulfilling their obligations of any nature whatsoever. This Report or any of its portion shall not be used as a documentary evidence or otherwise before any investigative agencies or forum of law. This Report is confidential and proprietary to MIPL. The Subscriber and/or any other person(s) may not reproduce, publish or disclose any of the contents of the Report to others without the express authorization of MIPL. This Report is prepared and issued to the Subscriber without any risk, responsibility or liability on the part of MIPL or its officials.

SIC07

Charity Number -

SIC07 Description

Principal Activity Buyers and sellers of packaging.

ADDITIONAL INFORMATION

CCJ's 0 (£0)

No CCJ Information To Display

Ultimate Holding Company -

Accountant SEPHTON & COMPANY LLP

Mortgages 3

Trade Debtors -

Group 0 companies

Linkages 0 companies

Countries In 0 countries

KEY FINANCIALS

Year to Date	Turnover	Pre Tax Profit	Shareholder's Funds	Employees
31/03/2018	-	-	£524,352	13
31/03/2017	-	-	£722,849	13
31/03/2016	£9,072,659	£1,232,815	£638,776	13

MORTGAGE SUMMARY

Total Mortgage	3
Outstanding	3
Satisfied	0

TRADE DEBTORS / BAD DEBT SUMMARY

Total Number of Documented Trade	1
Total Value of Documented Trade	£3,049

DISCLAIMER : This Report is **PRIVATE & CONFIDENTIAL** and it is prepared at the request of and for its use by the Subscriber only. The Subscriber shall use the contents of the Report merely as an aid to its business. Mira Inform Private Limited ("MIPL") has collated information/data in the Report, which have not been verified unless otherwise specifically mentioned in the Report. The Subscriber shall independently verify the accuracy and correctness of the information/data before in any way acting upon the same. MIPL shall not be liable for any harm, injury, loss or damage caused to the Subscriber due to default by the Subscriber's debtors/beneficiaries in fulfilling their obligations of any nature whatsoever. This Report or any of its portion shall not be used as a documentary evidence or otherwise before any investigative agencies or forum of law. This Report is confidential and proprietary to MIPL. The Subscriber and/or any other person(s) may not reproduce, publish or disclose any of the contents of the Report to others without the express authorization of MIPL. This Report is prepared and issued to the Subscriber without any risk, responsibility or liability on the part of MIPL or its officials.

COMMENTARY

This company has been treated as a Small company in respect of the rating/limit generated.
This company has only made late payments on a low percentage of invoices.
The latest Balance Sheet indicates a positive net working capital position.
There has been a reduction in shareholders funds compared with the previous balance sheet.

CCJ

Total Number of Exact CCJs -	0	Total Value of Exact CCJs -	
Total Number of Possible CCJs -	0	Total Value of Possible CCJs -	
Total Number of Satisfied CCJs -	0	Total Value of Satisfied CCJs -	
Total Number of Writs -	-		

Total Current Directors	3	Total Current Secretaries	0
Total Previous Directors / Company Secretaries	3	Total Person's With Significant Control	1

CURRENT DIRECTORS

Title	Mr	Function	LLP Designated Member
Name	Jaymie Daniel Balfe	Nationality	British
Date of Birth	01/1973	Present Appointments	4
Latest Address	Marston House, 5 Elmdon Lane, Marston Green, Solihull	Appointment Date	24/08/2007
Post Code	B37 7DL		
Other Actions	View Director Report	View Consumer Report	View AML Report
	View Trace Report	View Compliance Report	
Title	Mr	Function	LLP Designated Member
Name	Trevor Brittain	Nationality	British
Date of Birth	04/1980	Present Appointments	2
Latest Address	Marston House, 5 Elmdon Lane, Marston Green, Solihull	Appointment Date	22/10/2009
Post Code	B37 7DL		
Other Actions	View Director Report	View Consumer Report	View AML Report

DISCLAIMER : This Report is **PRIVATE & CONFIDENTIAL** and it is prepared at the request of and for its use by the Subscriber only. The Subscriber shall use the contents of the Report merely as an aid to its business. Mira Inform Private Limited ("MIPL") has collated information/data in the Report, which have not been verified unless otherwise specifically mentioned in the Report. The Subscriber shall independently verify the accuracy and correctness of the information/data before in any way acting upon the same. MIPL shall not be liable for any harm, injury, loss or damage caused to the Subscriber due to default by the Subscriber's debtors/beneficiaries in fulfilling their obligations of any nature whatsoever. This Report or any of its portion shall not be used as a documentary evidence or otherwise before any investigative agencies or forum of law. This Report is confidential and proprietary to MIPL. The Subscriber and/or any other person(s) may not reproduce, publish or disclose any of the contents of the Report to others without the express authorization of MIPL. This Report is prepared and issued to the Subscriber without any risk, responsibility or liability on the part of MIPL or its officials.

	View Trace Report	View Compliance Report	
Title	Mr	Function	LLP Designated Member
Name	Jamie Balfe	Nationality	
Date of Birth	01/1973	Present Appointments	1
Latest Address	The White House, 45 Leam Terrace, Leamington Spa	Appointment Date	24/08/2007
Post Code	CV31 1BQ		
Other Actions	View Director Report	View Consumer Report	View AML Report
	View Trace Report	View Compliance Report	









CURRENT COMPANY SECRETARY

Top Shareholders








No shareholders to display

FINANCIALS












Profit & Loss

	Date Of Accounts	31/03/18	(%)	31/03/17	(%)	31/03/16	(%)	31/03/15	(%)	31/03/14
	Weeks	52	(%)	52	(%)	52	(%)	52	(%)	52
	Currency	GBP	(%)	GBP	(%)	GBP	(%)	GBP	(%)	GBP
	Consolidated A/cs	N	(%)	N	(%)	N	(%)	N	(%)	N
	Turnover	-	-	-	-	£9,072,659	-1.9%	£9,246,753	-1.9%	£9,426,410
	Export	-	-	-	-	-	-	-	-	-
	Cost of Sales	-	-	-	100%	£6,845,779	-3.1%	£7,063,680	-	-
	Gross Profit	-	-	-	-	£2,226,880	2%	£2,183,073	-	-
	Wages & Salaries	-	-	-	-	£513,300	7.2%	£478,719	-4.8%	£502,942
	Directors Emoluments	-	-	-	-	-	-	-	-	-
	Operating Profit	-	-	-	-	£1,242,222	8.2%	£1,147,952	-20.1%	£1,437,607
	Depreciation	£82,206	76.8%	£46,489	-45.8%	£85,750	-0.9%	£86,487	9.1%	£79,309

DISCLAIMER : This Report is **PRIVATE & CONFIDENTIAL** and it is prepared at the request of and for its use by the Subscriber only. The Subscriber shall use the contents of the Report merely as an aid to its business. Mira Inform Private Limited ("MIPL") has collated information/data in the Report, which have not been verified unless otherwise specifically mentioned in the Report. The Subscriber shall independently verify the accuracy and correctness of the information/data before in any way acting upon the same. MIPL shall not be liable for any harm, injury, loss or damage caused to the Subscriber due to default by the Subscriber's debtors/beneficiaries in fulfilling their obligations of any nature whatsoever. This Report or any of its portion shall not be used as a documentary evidence or otherwise before any investigative agencies or forum of law. This Report is confidential and proprietary to MIPL. The Subscriber and/or any other person(s) may not reproduce, publish or disclose any of the contents of the Report to others without the express authorization of MIPL. This Report is prepared and issued to the Subscriber without any risk, responsibility or liability on the part of MIPL or its officials.

	Audit Fees	-	-	-	-	100%	£4,500	-	£4,500	-	£4,500
	Interest Payments	-	-	-	-	-	£9,158	198.1 %	£3,072	-	£17,303
	Pre Tax Profit	-	-	-	-	-	£1,232,815	7.7%	£1,144,770	-	£1,420,305
	Taxation	-	-	-	-	-	-	-	-	-	-
	Profit After Tax	-	-	-	-	-	£1,232,815	7.7%	£1,144,770	-	£1,420,305
	Dividends Payable	-	-	-	-	-	-	-	-	-	-
	Retained Profit	-	-	-	-	-	£1,232,815	7.7%	£1,144,770	-	£1,420,305







Balance Sheet

	Date Of Accounts	31/03/18	(%)	31/03/17	(%)	31/03/16	(%)	31/03/15	(%)	31/03/14
	Tangible Assets	£285,408	55.7 %	£183,351	-41%	£310,773	-	£318,077	23.7 %	£257,047
	Intangible Assets	0	-	0	-	0	-	0	-	0
	Total Fixed Assets	£285,408	55.7 %	£183,351	-41%	£310,773	-	£318,077	23.7 %	£257,047
	Stock	£1,289,072	12.1 %	£1,149,812	7.4%	£1,071,030	3.1%	£1,039,012	-	£1,079,671
	Trade Debtors	£2,552,443	-	£2,599,495	29.7 %	£2,003,733	-	£2,182,067	-	£2,358,680
	Cash	£296,371	149 %	£119,008	0.8%	£118,054	39.7 %	£84,491	-17%	£101,762
	Other Debtors	£11,613	79.4 %	£6,472	-	£42,137	-	£53,898	-	£117,820
	Miscellaneous Current Assets	0	-	0	-	0	-	0	-	0
	Total Current Assets	£4,149,499	7.1%	£3,874,787	19.8 %	£3,234,954	-	£3,359,468	-	£3,657,933
	Trade Creditors	£1,504,888	1.4%	£1,484,700	6.5%	£1,394,530	5.9%	£1,317,052	2.8%	£1,281,779
	Bank Loans & Overdrafts	£1,817,081	28%	£1,419,639	19.2 %	£1,190,819	-	£1,520,945	-	£1,717,037






DISCLAIMER : This Report is **PRIVATE & CONFIDENTIAL** and it is prepared at the request of and for its use by the Subscriber only. The Subscriber shall use the contents of the Report merely as an aid to its business. Mira Inform Private Limited ("MIPL") has collated information/data in the Report, which have not been verified unless otherwise specifically mentioned in the Report. The Subscriber shall independently verify the accuracy and correctness of the information/data before in any way acting upon the same. MIPL shall not be liable for any harm, injury, loss or damage caused to the Subscriber due to default by the Subscriber's debtors/beneficiaries in fulfilling their obligations of any nature whatsoever. This Report or any of its portion shall not be used as a documentary evidence or otherwise before any investigative agencies or forum of law. This Report is confidential and proprietary to MIPL. The Subscriber and/or any other person(s) may not reproduce, publish or disclose any of the contents of the Report to others without the express authorization of MIPL. This Report is prepared and issued to the Subscriber without any risk, responsibility or liability on the part of MIPL or its officials.

QPAC PACKAGING LLP - 535437





PAGE NO. : 9

	Other Short Term Finance	£10,818	-	0	-	0	-	100%	£31,398	52.1%	£20,637
	Miscellaneous Current Liabilities	£454,741	5.5%	£430,950	34%	£321,602	35.1%	£238,004	-	3.3%	£246,113
	Total Current Liabilities	£3,787,528	13.6%	£3,335,289	14.7%	£2,906,951	-	£3,107,399	-	4.8%	£3,265,566
	Bank Loans & Overdrafts and LTL	£1,940,108	36.7%	£1,419,639	19.2%	£1,190,819	-	£1,540,304	-	11.8%	£1,746,273
	Other Long Term Finance	£123,027	-	0	-	0	-	£19,359	-	33.8%	£29,236
	Total Long Term Liabilities	£123,027	-	0	-	0	-	£19,359	-	33.8%	£29,236

Capital & Reserves

	Date Of Accounts	31/03/18	(%)	31/03/17	(%)	31/03/16	(%)	31/03/15	(%)	31/03/14
	Called Up Share Capital	-	-	-	-	-	-	-	-	-
	P & L Account Reserve	-	-	-	-	-	-	-	-	-
	Revaluation Reserve	-	-	-	-	-	-	-	-	-
	Sundry Reserves	£524,352	27.5%	£722,849	13.2%	£638,776	16%	£550,787	11.2%	£620,178
	Shareholder Funds	£524,352	27.5%	£722,849	13.2%	£638,776	16%	£550,787	11.2%	£620,178


Other Financial Items

	Date Of Accounts	31/03/18	(%)	31/03/17	(%)	31/03/16	(%)	31/03/15	(%)	31/03/14
	Net Worth	£524,352	27.5%	£722,849	13.2%	£638,776	16%	£550,787	11.2%	£620,178
	Working Capital	£361,971	32.9%	£539,498	64.5%	£328,003	30.1%	£252,069	35.8%	£392,367
	Total Assets	£4,434,907	9.3%	£4,058,138	14.5%	£3,545,727	-3.6%	£3,677,545	-6.1%	£3,914,980
	Total Liabilities	£3,910,555	17.2%	£3,335,289	14.7%	£2,906,951	-7%	£3,126,758	-5.1%	£3,294,802





DISCLAIMER : This Report is **PRIVATE & CONFIDENTIAL** and it is prepared at the request of and for its use by the Subscriber only. The Subscriber shall use the contents of the Report merely as an aid to its business. Mira Inform Private Limited ("MIPL") has collated information/data in the Report, which have not been verified unless otherwise specifically mentioned in the Report. The Subscriber shall independently verify the accuracy and correctness of the information/data before in any way acting upon the same. MIPL shall not be liable for any harm, injury, loss or damage caused to the Subscriber due to default by the Subscriber's debtors/beneficiaries in fulfilling their obligations of any nature whatsoever. This Report or any of its portion shall not be used as a documentary evidence or otherwise before any investigative agencies or forum of law. This Report is confidential and proprietary to MIPL. The Subscriber and/or any other person(s) may not reproduce, publish or disclose any of the contents of the Report to others without the express authorization of MIPL. This Report is prepared and issued to the Subscriber without any risk, responsibility or liability on the part of MIPL or its officials.

QPAC PACKAGING LLP - 535437



PAGE NO. : 10

	Net Assets	£524,352	- 27.5 %	£722,849	13.2 %	£638,776	16%	£550,787	- 11.2 %	£620,178
---	-------------------	-----------------	-----------------	-----------------	---------------	-----------------	------------	-----------------	-----------------	-----------------








Cash Flow

	Date Of Accounts	31/03/18	(%)	31/03/17	(%)	31/03/16	(%)	31/03/15	(%)	31/03/14
	Net Cashflow from Operations	-	-	-	-	-	-	£1,554,254	16.1%	£1,339,049
	Net Cashflow before Financing	-	-	-	-	-	100%	£1,389,459	-6.2%	£1,480,715
	Net Cashflow from Financing	-	-	-	-	-	-	£1,210,638	33.7%	- £1,825,200
	Increase in Cash	-	-	-	-	-	-	£178,821	151.9%	-£344,485








Miscellaneous

	Date Of Accounts	31/03/18	(%)	31/03/17	(%)	31/03/16	(%)	31/03/15	(%)	31/03/14
	Contingent Liability	NO	-	NO	-	NO	-	NO	-	NO
	Capital Employed	£647,379	- 10.4%	£722,849	13.2%	£638,776	12%	£570,146	- 12.2%	£649,414
	Number of Employees	13	-	13	-	13	-	13	-	13
	Accountants	SEPHTON & COMPANY LLP								
	Auditors									
	Auditor Comments	The company is exempt from audit								
	Bankers									
	Bank Branch Code									

Ratios

	Date Of Accounts	31/03/18	31/03/17	31/03/16	31/03/15	31/03/14
	Pre-tax profit margin %	-	-	13.59	12.38	15.07
	Current ratio	1.10	1.16	1.11	1.08	1.12
	Sales/Net Working Capital	-	-	27.66	36.68	24.02
	Gearing %	370	196.40	186.40	279.70	281.60
	Equity in %	11.80	17.80	18	15	15.80
	Creditor Days	-	-	55.94	51.84	49.49
	Debtor Days	-	-	80.39	85.89	91.08

DISCLAIMER : This Report is **PRIVATE & CONFIDENTIAL** and it is prepared at the request of and for its use by the Subscriber only. The Subscriber shall use the contents of the Report merely as an aid to its business. Mira Inform Private Limited ("MIPL") has collated information/data in the Report, which have not been verified unless otherwise specifically mentioned in the Report. The Subscriber shall independently verify the accuracy and correctness of the information/data before in any way acting upon the same. MIPL shall not be liable for any harm, injury, loss or damage caused to the Subscriber due to default by the Subscriber's debtors/beneficiaries in fulfilling their obligations of any nature whatsoever. This Report or any of its portion shall not be used as a documentary evidence or otherwise before any investigative agencies or forum of law. This Report is confidential and proprietary to MIPL. The Subscriber and/or any other person(s) may not reproduce, publish or disclose any of the contents of the Report to others without the express authorization of MIPL. This Report is prepared and issued to the Subscriber without any risk, responsibility or liability on the part of MIPL or its officials.

	Liquidity/Acid Test	0.75	0.81	0.74	0.74	0.78
	Return On Capital Employed %	-	-	192.99	200.78	218.70
	Return On Total Assets Employed %	-	-	34.76	31.12	36.27
	Current Debt Ratio	7.22	4.61	4.55	5.64	5.26
	Total Debt Ratio	7.45	4.61	4.55	5.67	5.31
	Stock Turnover Ratio %	-	-	11.80	11.23	11.45
	Return on Net Assets Employed %	-	-	192.99	207.84	229.01

EVENT HISTORY VIEW DOCUMENTS

Date	Description
01/09/2018	Confirmation Statement
17/07/2018	Payment Data Update Received
03/07/2018	Payment Data Update Received
02/07/2018	New Accounts Filed
02/07/2018	New Accounts Filed
24/10/2017	New Accounts Filed
16/09/2017	Confirmation Statement
07/12/2016	Payment Data Update Received
02/12/2016	Payment Data Update Received
28/10/2016	New Accounts Filed
28/10/2016	New Accounts Filed
14/09/2016	Annual Returns
26/11/2015	New Accounts Filed
20/09/2015	Annual Returns
27/11/2014	New Accounts Filed

PREVIOUS COMPANY NAMES

No Previous Names found

WRIT DETAILS

No writs found

DISCLAIMER : This Report is **PRIVATE & CONFIDENTIAL** and it is prepared at the request of and for its use by the Subscriber only. The Subscriber shall use the contents of the Report merely as an aid to its business. Mira Inform Private Limited ("MIPL") has collated information/data in the Report, which have not been verified unless otherwise specifically mentioned in the Report. The Subscriber shall independently verify the accuracy and correctness of the information/data before in any way acting upon the same. MIPL shall not be liable for any harm, injury, loss or damage caused to the Subscriber due to default by the Subscriber's debtors/beneficiaries in fulfilling their obligations of any nature whatsoever. This Report or any of its portion shall not be used as a documentary evidence or otherwise before any investigative agencies or forum of law. This Report is confidential and proprietary to MIPL. The Subscriber and/or any other person(s) may not reproduce, publish or disclose any of the contents of the Report to others without the express authorization of MIPL. This Report is prepared and issued to the Subscriber without any risk, responsibility or liability on the part of MIPL or its officials.

STATISTICS

Group	-
Linkages	0 companies
Countries	In 0 countries

SUMMARY

Holding Company	-
Ownership Status	
Ultimate Holding Company	-

GROUP STRUCTURE FULL

No Group Structure

Group	0 companies
Linkages	0 companies
Countries	In 0 countries

MORTGAGE DETAILS

Mortgage Type:	MORTGAGE		
Date Charge Created:	06/04/11		
Date Charge Registered:	08/04/11		
Date Charge Satisfied:	-		
Status:	OUTSTANDING		
Person(s) Entitled:	NORWICH & PETERBOROUGH BUILDING SOCIETY		
Amount Secured:	ALL MONIES DUE OR TO BECOME DUE FROM THE LIMITED LIABILITY PARTNERSHIP TO THE CHARGE ON ANY ACCOUNT WHATSOEVER UNDER THE TERMS OF THE AFOREMENTIONED INSTRUMENT CREATING OR EVIDENCING THE CHARGE		
Details:	F/H PROPERTY K/A AUGUSTA HOUSE 18 AUGUSTA PLACE LEAMINGTON SPA		
Mortgage Type:	DEED OF ASSIGNMENT OF RENTAL INCOME		
Date Charge Created:	06/04/11		
Date Charge Registered:	08/04/11		
Date Charge Satisfied:	-		
Status:	OUTSTANDING		

DISCLAIMER : This Report is **PRIVATE & CONFIDENTIAL** and it is prepared at the request of and for its use by the Subscriber only. The Subscriber shall use the contents of the Report merely as an aid to its business. Mira Inform Private Limited ("MIPL") has collated information/data in the Report, which have not been verified unless otherwise specifically mentioned in the Report. The Subscriber shall independently verify the accuracy and correctness of the information/data before in any way acting upon the same. MIPL shall not be liable for any harm, injury, loss or damage caused to the Subscriber due to default by the Subscriber's debtors/beneficiaries in fulfilling their obligations of any nature whatsoever. This Report or any of its portion shall not be used as a documentary evidence or otherwise before any investigative agencies or forum of law. This Report is confidential and proprietary to MIPL. The Subscriber and/or any other person(s) may not reproduce, publish or disclose any of the contents of the Report to others without the express authorization of MIPL. This Report is prepared and issued to the Subscriber without any risk, responsibility or liability on the part of MIPL or its officials.

Person(s) Entitled:	NORWICH & PETERBOROUGH BUILDING SOCIETY		
Amount Secured:	ALL MONIES DUE OR TO BECOME DUE FROM THE LIMITED LIABILITY PARTNERSHIP TO THE CHARGE		
Details:	RENTS RECEIVABLE UNDER THE LEASES OF THE WHOLE OR ANY PART OF THE PROPERTY K/A AUGUSTA HOUSE 18 AUGUSTA PLACE LEAMINGTON SPA		
Mortgage Type:	DEBENTURE		
Date Charge Created:	27/12/07		
Date Charge Registered:	03/01/08		
Date Charge Satisfied:	-		
Status:	OUTSTANDING		
Person(s) Entitled:	BARCLAYS BANK PLC		
Amount Secured:	ALL MONIES DUE OR TO BECOME DUE FROM THE		
Details:	FIXED AND FLOATING CHARGES OVER THE UNDERTAKING AND ALL PROPERTY AND ASSETS PRESENT AND FUTURE INCLUDING GOODWILL BOOKDEBTS UNCALLED CAPITAL BUILDINGS FIXTURES FIXED PLANT AND MACHINERY		

CREDITOR DETAILS

	Total Number	Total Value
Trade Creditors	0	-
No Creditor Data		

TRADE DEBTORS / BAD DEBT DETAIL

	Total Number of Documented Trade	Total Value of Documented Trade	
Trade Debtors	1	£3,049	
Company Name	Amount	Statement Date	
Bowland Country Feeds Limited	£3,049	17/06/2016	

PREVIOUS DIRECTOR/COMPANY SECRETARIES

Name	Current Active Appointments	Previous Appointments	Dissolved Companies
RWL REGISTRARS LIMITED	0	21	25
RWL DIRECTORS LIMITED	0	20	24
Leanne Jane Payne	0	1	0

DISCLAIMER : This Report is **PRIVATE & CONFIDENTIAL** and it is prepared at the request of and for its use by the Subscriber only. The Subscriber shall use the contents of the Report merely as an aid to its business. Mira Inform Private Limited ("MIPL") has collated information/data in the Report, which have not been verified unless otherwise specifically mentioned in the Report. The Subscriber shall independently verify the accuracy and correctness of the information/data before in any way acting upon the same. MIPL shall not be liable for any harm, injury, loss or damage caused to the Subscriber due to default by the Subscriber's debtors/beneficiaries in fulfilling their obligations of any nature whatsoever. This Report or any of its portion shall not be used as a documentary evidence or otherwise before any investigative agencies or forum of law. This Report is confidential and proprietary to MIPL. The Subscriber and/or any other person(s) may not reproduce, publish or disclose any of the contents of the Report to others without the express authorization of MIPL. This Report is prepared and issued to the Subscriber without any risk, responsibility or liability on the part of MIPL or its officials.

Total Persons With Significant Control	1	Total Statements	0
Active	1	Active	0
Ceased	0	Ceased	0

ACTIVE PERSONS WITH SIGNIFICANT CONTROL

Name	Mr Jaymie Daniel Balfe	Kind	Individual Person With Significant Control
Address	Marston House, 5 Elmdon Lane, Marston Green, Solihull	Country Of Residence	England
Post Code	B37 7DL	Nationality	British
Date of Birth	01/1973	Notified On	06/04/2016
Nature Of Control	Right To Share Surplus Assets 75 To 100 Percent Limited Liability Partnership		

CEASED PERSONS WITH SIGNIFICANT CONTROL

No Ceased Persons With Significant Control To Display

ACTIVE STATEMENTS

No Active Statements To Display

CEASED STATEMENTS

No Ceased Statements To Display

FOREIGN EXCHANGE RATES

Currency	Unit	Indian Rupees
US Dollar	1	INR 73.30
UK Pound	1	INR 95.93
Euro	1	INR 84.57
GBP	1	INR 95.77

Note : Above are approximate rates obtained from sources believed to be correct

INFORMATION DETAILS

Analysis Done by :	VIVR
Report Prepared by :	KET

DISCLAIMER : This Report is **PRIVATE & CONFIDENTIAL** and it is prepared at the request of and for its use by the Subscriber only. The Subscriber shall use the contents of the Report merely as an aid to its business. Mira Inform Private Limited ("MIPL") has collated information/data in the Report, which have not been verified unless otherwise specifically mentioned in the Report. The Subscriber shall independently verify the accuracy and correctness of the information/data before in any way acting upon the same. MIPL shall not be liable for any harm, injury, loss or damage caused to the Subscriber due to default by the Subscriber's debtors/beneficiaries in fulfilling their obligations of any nature whatsoever. This Report or any of its portion shall not be used as a documentary evidence or otherwise before any investigative agencies or forum of law. This Report is confidential and proprietary to MIPL. The Subscriber and/or any other person(s) may not reproduce, publish or disclose any of the contents of the Report to others without the express authorization of MIPL. This Report is prepared and issued to the Subscriber without any risk, responsibility or liability on the part of MIPL or its officials.

RATING EXPLANATIONS

Credit Rating	Explanation	Rating Comments
A++	Minimum Risk	Business dealings permissible with minimum risk of default
A+	Low Risk	Business dealings permissible with low risk of default
A	Acceptable Risk	Business dealings permissible with moderate risk of default
B	Medium Risk	Business dealings permissible on a regular monitoring basis
C	Medium High Risk	Business dealings permissible preferably on secured basis
D	High Risk	Business dealing not recommended or on secured terms only
NB	New Business	No recommendation can be done due to business in infancy stage
NT	No Trace	No recommendation can be done as the business is not traceable

NB is stated where there is insufficient information to facilitate rating. However, it is not to be considered as unfavourable.

This score serves as a reference to assess SC's credit risk and to set the amount of credit to be extended. It is calculated from a composite of weighted scores obtained from each of the major sections of this report. The assessed factors are as follows:

- Financial condition covering various ratios
- Company background and operations size
- Promoters / Management background
- Payment record
- Litigation against the subject
- Industry scenario / competitor analysis
- Supplier / Customer / Banker review (wherever available)

DISCLAIMER : This Report is **PRIVATE & CONFIDENTIAL** and it is prepared at the request of and for its use by the Subscriber only. The Subscriber shall use the contents of the Report merely as an aid to its business. Mira Inform Private Limited ("MIPL") has collated information/data in the Report, which have not been verified unless otherwise specifically mentioned in the Report. The Subscriber shall independently verify the accuracy and correctness of the information/data before in any way acting upon the same. MIPL shall not be liable for any harm, injury, loss or damage caused to the Subscriber due to default by the Subscriber's debtors/beneficiaries in fulfilling their obligations of any nature whatsoever. This Report or any of its portion shall not be used as a documentary evidence or otherwise before any investigative agencies or forum of law. This Report is confidential and proprietary to MIPL. The Subscriber and/or any other person(s) may not reproduce, publish or disclose any of the contents of the Report to others without the express authorization of MIPL. This Report is prepared and issued to the Subscriber without any risk, responsibility or liability on the part of MIPL or its officials.