

MIRA INFORM REPORT

Report No. :	536256
Report Date :	25.10.2018

IDENTIFICATION DETAILS

Name :	DIANA FOOD LIMITED
Formerly Known As :	MAP TECHNOLOGIES LIMITED
Registered Office :	Holbeach Technology Park, Holbeach, Spalding PE12 7PT
Country :	United Kingdom
Financials (as on) :	31.12.2017
Date of Incorporation :	08.04.2002
Com. Reg. No.:	04410778
Legal Form :	Private Limited with Share Capital
Line of Business :	Manufacture of dyes and pigments. colorants that find application in the fields of food, pharmaceutical and cosmetic products.
No. of Employees :	22 [2017]

RATING & COMMENTS

(Mira Inform has adopted New Rating mechanism w.e.f. 23rd January 2017)

MIRA's Rating :	A
-----------------	---

Credit Rating	Explanation	Rating Comments
A	Acceptable Risk	Business dealings permissible with moderate risk of default

Status :	Good
Payment Behaviour :	Regular
Litigation :	Clear

NOTES :

DISCLAIMER : This Report is **PRIVATE & CONFIDENTIAL** and it is prepared at the request of and for its use by the Subscriber only. The Subscriber shall use the contents of the Report merely as an aid to its business. Mira Inform Private Limited ("MIPL") has collated information/data in the Report, which have not been verified unless otherwise specifically mentioned in the Report. The Subscriber shall independently verify the accuracy and correctness of the information/data before in any way acting upon the same. MIPL shall not be liable for any harm, injury, loss or damage caused to the Subscriber due to default by the Subscriber's debtors/beneficiaries in fulfilling their obligations of any nature whatsoever. This Report or any of its portion shall not be used as a documentary evidence or otherwise before any investigative agencies or forum of law. This Report is confidential and proprietary to MIPL. The Subscriber and/or any other person(s) may not reproduce, publish or disclose any of the contents of the Report to others without the express authorization of MIPL. This Report is prepared and issued to the Subscriber without any risk, responsibility or liability on the part of MIPL or its officials.

Any query related to this report can be made on e-mail : infodept@mirainform.com while quoting report number, name and date.

ECGC Country Risk Classification List

Country Name	Previous Rating (30.06.2018)	Current Rating (30.09.2018)
United Kingdom	A1	A1

Risk Category	ECGC Classification
Insignificant	A1
Low Risk	A2
Moderately Low Risk	B1
Moderate Risk	B2
Moderately High Risk	C1
High Risk	C2
Very High Risk	D

DISCLAIMER : This Report is **PRIVATE & CONFIDENTIAL** and it is prepared at the request of and for its use by the Subscriber only. The Subscriber shall use the contents of the Report merely as an aid to its business. Mira Inform Private Limited ("MIPL") has collated information/data in the Report, which have not been verified unless otherwise specifically mentioned in the Report. The Subscriber shall independently verify the accuracy and correctness of the information/data before in any way acting upon the same. MIPL shall not be liable for any harm, injury, loss or damage caused to the Subscriber due to default by the Subscriber's debtors/beneficiaries in fulfilling their obligations of any nature whatsoever. This Report or any of its portion shall not be used as a documentary evidence or otherwise before any investigative agencies or forum of law. This Report is confidential and proprietary to MIPL. The Subscriber and/or any other person(s) may not reproduce, publish or disclose any of the contents of the Report to others without the express authorization of MIPL. This Report is prepared and issued to the Subscriber without any risk, responsibility or liability on the part of MIPL or its officials.

UNITED KINGDOM - ECONOMIC OVERVIEW

The UK, a leading trading power and financial center, is the third largest economy in Europe after Germany and France. Agriculture is intensive, highly mechanized, and efficient by European standards, producing about 60% of food needs with less than 2% of the labor force. The UK has large coal, natural gas, and oil resources, but its oil and natural gas reserves are declining; the UK has been a net importer of energy since 2005. Services, particularly banking, insurance, and business services, are key drivers of British GDP growth. Manufacturing, meanwhile, has declined in importance but still accounts for about 10% of economic output.

In 2008, the global financial crisis hit the economy particularly hard, due to the importance of its financial sector. Falling home prices, high consumer debt, and the global economic slowdown compounded the UK's economic problems, pushing the economy into recession in the latter half of 2008 and prompting the then BROWN (Labour) government to implement a number of measures to stimulate the economy and stabilize the financial markets. Facing burgeoning public deficits and debt levels, in 2010 the then CAMERON-led coalition government (between Conservatives and Liberal Democrats) initiated an austerity program, which has continued under the Conservative government. However, the deficit still remains one of the highest in the G7, standing at 3.6% of GDP as of 2017, and the UK has pledged to lower its corporation tax from 20% to 17% by 2020. The UK had a debt burden of 90.4% GDP at the end of 2017.

The UK economy has begun to slow since the referendum vote to leave the EU in June 2016. A sustained depreciation of the British pound has increased consumer and producer prices, weighing on consumer spending without spurring a meaningful increase in exports. The UK has an extensive trade relationship with other EU members through its single market membership, and economic observers have warned the exit will jeopardize its position as the central location for European financial services. Prime Minister MAY is seeking a new "deep and special" trade relationship with the EU following the UK's exit. However, economists doubt that the UK will be able to preserve the benefits of EU membership without the obligations. The UK is expected to officially leave the EU by the end of March 2019.

Source : CIA

COMPANY SUMMARY

Registered Address

Holbeach Technology Park
Holbeach
Spalding
PE12 7PT

Trading Address

Holbeach Technology Park
Park Road
Holbeach
Spalding, Lincolnshire
PE12 7PT

Website Address	http://www.diana-food.com
Company Number	04410778
Telephone Number	03450345340
Fax Number	-
TPS	Yes
FPS	Yes
Incorporation Date	08/04/2002
Previous Name	MAP TECHNOLOGIES LIMITED
Type	Private Limited with Share Capital
FTSE Index	-
Date of Change	18/12/2014
Filing Date of Accounts	28/09/2018
Currency	GBP
Share Capital	£53,336
SIC07	20120
Charity Number	-
SIC07 Description	Manufacture of dyes and pigments
Principal Activity	Manufacture of dyes and pigments. colorants that find application in the fields of food, pharmaceutical and cosmetic products.

ADDITIONAL INFORMATION

CCJ's

0 (£0)

No CCJ Information To Display

Ultimate Holding Company	SYMRISE AG
Accountant	-
Mortgages	2

DISCLAIMER : This Report is **PRIVATE & CONFIDENTIAL** and it is prepared at the request of and for its use by the Subscriber only. The Subscriber shall use the contents of the Report merely as an aid to its business. Mira Inform Private Limited ("MIPL") has collated information/data in the Report, which have not been verified unless otherwise specifically mentioned in the Report. The Subscriber shall independently verify the accuracy and correctness of the information/data before in any way acting upon the same. MIPL shall not be liable for any harm, injury, loss or damage caused to the Subscriber due to default by the Subscriber's debtors/beneficiaries in fulfilling their obligations of any nature whatsoever. This Report or any of its portion shall not be used as a documentary evidence or otherwise before any investigative agencies or forum of law. This Report is confidential and proprietary to MIPL. The Subscriber and/or any other person(s) may not reproduce, publish or disclose any of the contents of the Report to others without the express authorization of MIPL. This Report is prepared and issued to the Subscriber without any risk, responsibility or liability on the part of MIPL or its officials.

Trade Debtors	-
Group	13 companies
Linkages	31 companies
Countries	In 7 countries

KEY FINANCIALS

Year to Date	Turnover	Pre Tax Profit	Shareholder	Funds Employees
31.12.2017	£16,654,494	£1,966,775	£5,001,238	22
31.12.2016	£15,647,335	£3,092,928	£5,140,001	23
31.12.2015	£14,081,737	£2,001,255	£4,901,304	-

MORTGAGE SUMMARY

Total Mortgage	2
Outstanding	0
Satisfied	2

TRADE DEBTORS / BAD DEBT SUMMARY

Total Number of Documented Trade	1
Total Value of Documented Trade	£929

COMMENTARY

This company has been treated as a Medium company.
This company's ratio of total liabilities to total assets indicates the presence of strong equity funding.
This company's return on total assets employed ratio indicates a highly efficient use of assets.
This company has only made late payments on a low percentage of invoices.
The company has more cash than short term bank borrowings.
This company trades in an industry with a lower level of corporate failures.

CCJ

Total Number of Exact	0	Total Value of Exact	
------------------------------	---	-----------------------------	--

DISCLAIMER : This Report is **PRIVATE & CONFIDENTIAL** and it is prepared at the request of and for its use by the Subscriber only. The Subscriber shall use the contents of the Report merely as an aid to its business. Mira Inform Private Limited ("MIPL") has collated information/data in the Report, which have not been verified unless otherwise specifically mentioned in the Report. The Subscriber shall independently verify the accuracy and correctness of the information/data before in any way acting upon the same. MIPL shall not be liable for any harm, injury, loss or damage caused to the Subscriber due to default by the Subscriber's debtors/beneficiaries in fulfilling their obligations of any nature whatsoever. This Report or any of its portion shall not be used as a documentary evidence or otherwise before any investigative agencies or forum of law. This Report is confidential and proprietary to MIPL. The Subscriber and/or any other person(s) may not reproduce, publish or disclose any of the contents of the Report to others without the express authorization of MIPL. This Report is prepared and issued to the Subscriber without any risk, responsibility or liability on the part of MIPL or its officials.

CCJs -		CCJs -	
Total Number of Possible CCJs -	0	Total Value of Possible CCJs -	
Total Number of Satisfied CCJs -	0	Total Value of Satisfied CCJs -	
Total Number of Writs -	-		

Total Current Directors	2	Total Current Secretaries	0
Total Previous Directors / Company Secretaries	13	Total Person's With Significant Control	1

CURRENT DIRECTORS

Title		Function	Director
Name	Yannick Riou	Nationality	French
Date of Birth	03/1970	Present Appointments	1
Latest Address	5 Rue De La Gare, Antrain	Appointment Date	01/09/2014
Post Code	35560		
Title	Mr	Function	Director
Name	Martial Jean Marc Gabriel Rubin	Nationality	French
Date of Birth	07/1970	Present Appointments	1
Latest Address	7 Allee Ermengarde D'anjou, Rennes	Appointment Date	03/11/2014
Post Code	35000		
















CURRENT COMPANY SECRETARY

Top Shareholders

Name	Currency	Share Count	Share Type	Nominal Value	% of Total Share Count
DIANA FOOD SAS	GBP	53,333	ORDINARY A	1	99.99
DIANA FOOD SAS	GBP	1	ORDINARY C	1	0
DIANA FOOD SAS	GBP	1	ORDINARY B	1	0
DIANA FOOD SAS	GBP	1	ORDINARY D	1	0

DISCLAIMER : This Report is **PRIVATE & CONFIDENTIAL** and it is prepared at the request of and for its use by the Subscriber only. The Subscriber shall use the contents of the Report merely as an aid to its business. Mira Inform Private Limited ("MIPL") has collated information/data in the Report, which have not been verified unless otherwise specifically mentioned in the Report. The Subscriber shall independently verify the accuracy and correctness of the information/data before in any way acting upon the same. MIPL shall not be liable for any harm, injury, loss or damage caused to the Subscriber due to default by the Subscriber's debtors/beneficiaries in fulfilling their obligations of any nature whatsoever. This Report or any of its portion shall not be used as a documentary evidence or otherwise before any investigative agencies or forum of law. This Report is confidential and proprietary to MIPL. The Subscriber and/or any other person(s) may not reproduce, publish or disclose any of the contents of the Report to others without the express authorization of MIPL. This Report is prepared and issued to the Subscriber without any risk, responsibility or liability on the part of MIPL or its officials.





PROFIT & LOSS

	Date Of Accounts	31/12/17	(%)	31/12/16	(%)	31/12/15	(%)	31/12/14	(%)	31/12/13
	Weeks	52	(%)	52	(%)	52	(%)	52	(%)	52
	Currency	GBP	(%)	GBP	(%)	GBP	(%)	GBP	(%)	GBP
	Consolidated A/cs	N	(%)	N	(%)	N	(%)	N	(%)	N
	Turnover	£16,654,494	6.4%	£15,647,335	11.1%	£14,081,737	-	-	-	-
	Export	£14,155,734	5.4%	£13,430,523	-	-	-	-	-	-
	Cost of Sales	£13,442,057	12.8%	£11,920,547	7.6%	£11,073,479	-	-	-	-
	Gross Profit	£3,212,437	-13.8%	£3,726,788	23.9%	£3,008,258	-	-	-	-
	Wages & Salaries	£933,511	5.9%	£881,765	9.3%	£806,536	-	-	-	-
	Directors Emoluments	-	-	-	-	-	-	-	-	-
	Operating Profit	£1,966,775	-36.4%	£3,092,928	54.5%	£2,001,255	-	-	-	-
	Depreciation	£44,975	37.3%	£32,762	36.7%	£23,967	17.2%	£20,450	16.4%	£17,572
	Audit Fees	£15,209	49.4%	£10,179	-19.1%	£12,578	-	-	-	-
	Interest Payments	-	-	-	-	-	-	-	-	-
	Pre Tax Profit	£1,966,775	-36.4%	£3,092,928	54.5%	£2,001,255	-	-	-	-
	Taxation	-£361,938	39.5%	-£598,616	-48%	-£404,548	-	-	-	-
	Profit After Tax	£1,604,837	-35.7%	£2,494,312	56.2%	£1,596,707	-	-	-	-
	Dividends Payable	£1,743,600	-22.7%	£2,255,615	109.5%	£1,076,700	-	-	-	-
	Retained Profit	-£138,763	-158.1%	£238,697	-54.1%	£520,007	-	-	-	-

BALANCE SHEET






	Date Of Accounts	31/12/17	(%)	31/12/16	(%)	31/12/15	(%)	31/12/14	(%)	31/12/13
--	------------------	----------	-----	----------	-----	----------	-----	----------	-----	----------

DISCLAIMER : This Report is **PRIVATE & CONFIDENTIAL** and it is prepared at the request of and for its use by the Subscriber only. The Subscriber shall use the contents of the Report merely as an aid to its business. Mira Inform Private Limited ("MIPL") has collated information/data in the Report, which have not been verified unless otherwise specifically mentioned in the Report. The Subscriber shall independently verify the accuracy and correctness of the information/data before in any way acting upon the same. MIPL shall not be liable for any harm, injury, loss or damage caused to the Subscriber due to default by the Subscriber's debtors/beneficiaries in fulfilling their obligations of any nature whatsoever. This Report or any of its portion shall not be used as a documentary evidence or otherwise before any investigative agencies or forum of law. This Report is confidential and proprietary to MIPL. The Subscriber and/or any other person(s) may not reproduce, publish or disclose any of the contents of the Report to others without the express authorization of MIPL. This Report is prepared and issued to the Subscriber without any risk, responsibility or liability on the part of MIPL or its officials.






	Tangible Assets	£275,960	39.3 %	£198,112	124.8 %	£88,115	-2.1%	£90,047	31.3 %	£68,559
	Intangible Assets	0	-	0	-	0	-	0	-	0
	Total Fixed Assets	£275,960	39.3 %	£198,112	124.8 %	£88,115	-2.1%	£90,047	31.3 %	£68,559
	Stock	£2,336,044	13%	£2,068,042	- 18.5%	£2,538,259	956.7 %	£240,200	- 8.5%	£262,459
	Trade Debtors	£2,777,408	- 8.3%	£3,030,103	48.6%	£2,038,548	123.6 %	£911,883	- 1.4%	£924,533
	Cash	£1,031,266	- 17.8 %	£1,255,174	- 17.9%	£1,528,791	40.1%	£1,090,928	69.3 %	£644,361
	Other Debtors	£322,143	5%	£306,826	83.3%	£167,383	-	0	-	0
	Miscellaneous Current Assets	0	-	0	-	0	-	0	-	0
	Total Current Assets	£6,466,861	- 2.9%	£6,660,145	6.2%	£6,272,981	179.7 %	£2,243,011	22.5 %	£1,831,353
	Trade Creditors	£641,134	21.6 %	£527,382	17.5%	£448,657	-22%	£575,452	12.1 %	£513,350
	Bank Loans & Overdrafts	0	-	0	-	0	-	0	-	0
	Other Short Term Finance	£728,767	4.1%	£699,985	4.9%	£667,009	-	0	-	0
	Miscellaneous Current Liabilities	£323,041	- 29.2 %	£456,028	37.3%	£332,195	-	0	-	0
	Total Current Liabilities	£1,692,942	0.6%	£1,683,395	16.3%	£1,447,861	151.6 %	£575,452	12.1 %	£513,350
	Bank Loans & Overdrafts and LTL	£48,641	39.5 %	£34,861	192.2 %	£11,931	- 16.2%	£14,241	46.5 %	£9,724
	Other Long Term Finance	0	-	0	-	0	-	0	-	0
	Total Long Term Liabilities	£48,641	39.5 %	£34,861	192.2 %	£11,931	- 16.2%	£14,241	46.5 %	£9,724

DISCLAIMER : This Report is **PRIVATE & CONFIDENTIAL** and it is prepared at the request of and for its use by the Subscriber only. The Subscriber shall use the contents of the Report merely as an aid to its business. Mira Inform Private Limited ("MIPL") has collated information/data in the Report, which have not been verified unless otherwise specifically mentioned in the Report. The Subscriber shall independently verify the accuracy and correctness of the information/data before in any way acting upon the same. MIPL shall not be liable for any harm, injury, loss or damage caused to the Subscriber due to default by the Subscriber's debtors/beneficiaries in fulfilling their obligations of any nature whatsoever. This Report or any of its portion shall not be used as a documentary evidence or otherwise before any investigative agencies or forum of law. This Report is confidential and proprietary to MIPL. The Subscriber and/or any other person(s) may not reproduce, publish or disclose any of the contents of the Report to others without the express authorization of MIPL. This Report is prepared and issued to the Subscriber without any risk, responsibility or liability on the part of MIPL or its officials.


CAPITAL & RESERVES

	Date Of Accounts	31/12/17	(%)	31/12/16	(%)	31/12/15	(%)	31/12/14	(%)	31/12/13
	Called Up Share Capital	£53,336	-	£53,336	-	£53,336	-	£53,336	-	£53,336
	P & L Account Reserve	£4,921,235	- 2.7 %	£5,059,998	5%	£4,821,301	189.9 %	£1,663,362	28.3 %	£1,296,835
	Revaluation Reserve	-	-	-	-	-	-	-	-	-
	Sundry Reserves	£26,667	-	£26,667	-	£26,667	-	£26,667	-	£26,667
	Shareholder Funds	£5,001,238	- 2.7 %	£5,140,001	4.9 %	£4,901,304	181.1 %	£1,743,365	26.6 %	£1,376,838




OTHER FINANCIAL ITEMS

	Date Of Accounts	31/12/17	(%)	31/12/16	(%)	31/12/15	(%)	31/12/14	(%)	31/12/13
	Net Worth	£5,001,238	- 2.7 %	£5,140,001	4.9%	£4,901,304	181.1 %	£1,743,365	26.6 %	£1,376,838
	Working Capital	£4,773,919	- 4.1 %	£4,976,750	3.1%	£4,825,120	189.4 %	£1,667,559	26.5 %	£1,318,003
	Total Assets	£6,742,821	- 1.7 %	£6,858,257	7.8%	£6,361,096	172.7 %	£2,333,058	22.8 %	£1,899,912
	Total Liabilities	£1,741,583	1.4 %	£1,718,256	17.7 %	£1,459,792	147.6 %	£589,693	12.7 %	£523,074
	Net Assets	£5,001,238	- 2.7 %	£5,140,001	4.9%	£4,901,304	181.1 %	£1,743,365	26.6 %	£1,376,838



CASH FLOW

	Date Of Accounts	31/12/17	(%)	31/12/16	(%)	31/12/15	(%)	31/12/14	(%)	31/12/13
	Net Cashflow from Operations	-	-	-	-	-	-	-	-	-








DISCLAIMER : This Report is **PRIVATE & CONFIDENTIAL** and it is prepared at the request of and for its use by the Subscriber only. The Subscriber shall use the contents of the Report merely as an aid to its business. Mira Inform Private Limited ("MIPL") has collated information/data in the Report, which have not been verified unless otherwise specifically mentioned in the Report. The Subscriber shall independently verify the accuracy and correctness of the information/data before in any way acting upon the same. MIPL shall not be liable for any harm, injury, loss or damage caused to the Subscriber due to default by the Subscriber's debtors/beneficiaries in fulfilling their obligations of any nature whatsoever. This Report or any of its portion shall not be used as a documentary evidence or otherwise before any investigative agencies or forum of law. This Report is confidential and proprietary to MIPL. The Subscriber and/or any other person(s) may not reproduce, publish or disclose any of the contents of the Report to others without the express authorization of MIPL. This Report is prepared and issued to the Subscriber without any risk, responsibility or liability on the part of MIPL or its officials.

	Net Cashflow before Financing	-	-	-	-	-	-	-	-	-	-
	Net Cashflow from Financing	-	-	-	-	-	-	-	-	-	-
	Increase in Cash	-	-	-	-	-	-	-	-	-	-








MISCELLANEOUS

	Date Of Accounts	31/12/17	(%)	31/12/16	(%)	31/12/15	(%)	31/12/14	(%)	31/12/13
	Contingent Liability	NO	-	NO	-	NO	-	NO	-	NO
	Capital Employed	£5,049,879	- 2.4 %	£5,174,862	5.3 %	£4,913,235	179.5 %	£1,757,606	26.8 %	£1,386,562
	Number of Employees	22	- 4.3 %	23	-	-	-	-	-	-
	Accountants									
	Auditors	ERNST & YOUNG LLP								
	Auditor Comments	The audit report contains no adverse comments								
	Bankers	BARCLAYS BANK PLC								
	Bank Branch Code									

RATIOS

	Date Of Accounts	31/12/17	31/12/16	31/12/15	31/12/14	31/12/13
	Pre-tax profit margin %	11.81	19.77	14.21	-	-
	Current ratio	3.82	3.96	4.33	3.90	3.57
	Sales/Net Working Capital	3.49	3.14	2.92	-	-
	Gearing %	1	0.70	0.20	0.80	0.70
	Equity in %	74.20	74.90	77.10	74.70	72.50
	Creditor Days	14.01	12.26	11.59	-	-
	Debtor Days	60.70	70.48	52.69	-	-

DISCLAIMER : This Report is **PRIVATE & CONFIDENTIAL** and it is prepared at the request of and for its use by the Subscriber only. The Subscriber shall use the contents of the Report merely as an aid to its business. Mira Inform Private Limited ("MIPL") has collated information/data in the Report, which have not been verified unless otherwise specifically mentioned in the Report. The Subscriber shall independently verify the accuracy and correctness of the information/data before in any way acting upon the same. MIPL shall not be liable for any harm, injury, loss or damage caused to the Subscriber due to default by the Subscriber's debtors/beneficiaries in fulfilling their obligations of any nature whatsoever. This Report or any of its portion shall not be used as a documentary evidence or otherwise before any investigative agencies or forum of law. This Report is confidential and proprietary to MIPL. The Subscriber and/or any other person(s) may not reproduce, publish or disclose any of the contents of the Report to others without the express authorization of MIPL. This Report is prepared and issued to the Subscriber without any risk, responsibility or liability on the part of MIPL or its officials.

	Liquidity/Acid Test	2.44	2.72	2.57	3.48	3.05
	Return On Capital Employed %	38.94	59.76	40.73	-	-
	Return On Total Assets Employed %	29.16	45.09	31.46	-	-
	Current Debt Ratio	0.33	0.32	0.29	0.33	0.37
	Total Debt Ratio	0.34	0.33	0.29	0.33	0.37
	Stock Turnover Ratio %	14.02	13.21	18.02	-	-
	Return on Net Assets Employed %	39.32	60.17	40.83	-	-

Report Notes

There are no notes to display.

Status History

No Status History found

***EVENT HISTORY**

Date	Description
12/10/2018	Payment Data Update Received
11/10/2018	New Accounts Filed
11/10/2018	New Accounts Filed
10/10/2018	Payment Data Update Received
13/04/2018	Confirmation Statement
12/04/2017	Confirmation Statement
08/03/2017	New Accounts Filed
08/03/2017	New Accounts Filed
22/04/2016	Annual Returns
29/03/2016	New Accounts Filed
30/07/2015	Ms M. Fedida has resigned as company secretary
07/07/2015	Payment Data Update Received
06/05/2015	Annual Returns
03/05/2015	New Accounts Filed
22/12/2014	Change of Name

Previous Company Names

Date	Previous Name
18/12/2014	MAP TECHNOLOGIES LIMITED

Writ Details

No writs found

DISCLAIMER : This Report is **PRIVATE & CONFIDENTIAL** and it is prepared at the request of and for its use by the Subscriber only. The Subscriber shall use the contents of the Report merely as an aid to its business. Mira Inform Private Limited ("MIPL") has collated information/data in the Report, which have not been verified unless otherwise specifically mentioned in the Report. The Subscriber shall independently verify the accuracy and correctness of the information/data before in any way acting upon the same. MIPL shall not be liable for any harm, injury, loss or damage caused to the Subscriber due to default by the Subscriber's debtors/beneficiaries in fulfilling their obligations of any nature whatsoever. This Report or any of its portion shall not be used as a documentary evidence or otherwise before any investigative agencies or forum of law. This Report is confidential and proprietary to MIPL. The Subscriber and/or any other person(s) may not reproduce, publish or disclose any of the contents of the Report to others without the express authorization of MIPL. This Report is prepared and issued to the Subscriber without any risk, responsibility or liability on the part of MIPL or its officials.

Statistics

Group	13 companies
Linkages	31 companies
Countries	In 7 countries

Summary

Holding Company	-
Ownership Status	Wholly Owned
Ultimate Holding Company	SYMRISE AG

GROUP STRUCTUREFULL

Company Name	Registered Number	Latest Key Financials	Consol. Accounts	Turnover
SYMRISE AG	HRB 200436	31.12.2017	Y	€2,938,277,000
BUSIRIS VERMÖGENSVERWA...	HRB 201156	31.12.2015	N	€1,497,691
SYMRISE HOLDING LIMITED	04534980	31.12.2016	N	€221,464
SYMRISE LIMITED	00868875	31.12.2016	N	€36,961,000
COBELL INTERNATIO...	06543226	31.03.2017	Y	€49,542,190
FRUT DRINKS LIM...	09464609	31.03.2017	N	€6,674
COBELL LTD	03876527	31.03.2017	N	€49,535,516
DIANA INGREDIENTS	319836888	31.12.2005	N	€12,558,083
SPECIALITES PET FOOD	560500498	-	N	
SPF (UNITED KINGDO...	04148459	31.12.2017	N	
KERISPER	518602446	-	N	
DIANA FOOD	308235175	-	N	
DIANA FOOD LIMITED	04410778	31.12.2017	N	€16,654,494

OTHER LINKED COMPANIES

Name	Number	Latest Key Financials	Turnover
SYMRISE GROUP FINANCE HOLDING 2	821675815	31.12.2017	
DIANA	498419308	31.12.2009	€3,832,048
DIANA	452762081	31.12.2007	€1,542,185
VILLERS	444651616	31.12.2010	€23,629,907
SYMRISE	415750181	31.12.2017	€57,539,903

DISCLAIMER : This Report is **PRIVATE & CONFIDENTIAL** and it is prepared at the request of and for its use by the Subscriber only. The Subscriber shall use the contents of the Report merely as an aid to its business. Mira Inform Private Limited ("MIPL") has collated information/data in the Report, which have not been verified unless otherwise specifically mentioned in the Report. The Subscriber shall independently verify the accuracy and correctness of the information/data before in any way acting upon the same. MIPL shall not be liable for any harm, injury, loss or damage caused to the Subscriber due to default by the Subscriber's debtors/beneficiaries in fulfilling their obligations of any nature whatsoever. This Report or any of its portion shall not be used as a documentary evidence or otherwise before any investigative agencies or forum of law. This Report is confidential and proprietary to MIPL. The Subscriber and/or any other person(s) may not reproduce, publish or disclose any of the contents of the Report to others without the express authorization of MIPL. This Report is prepared and issued to the Subscriber without any risk, responsibility or liability on the part of MIPL or its officials.

SYMRISE BIOACTIVES GMBH	HRB 27371	31.12.2016	€167,208
SCHIMMEL & CO. GESELLSCHAFT MIT BESCHRÄNKTER HAFTUNG	HRB 110420	31.12.2016	€27,432
AROMATICS	432450765	31.12.2017	
SYMRISE IP-HOLDING	544925214	31.12.2017	€26,890,313
SYMRISE S.R.L.	MI344017	31.12.2017	€9,194,873
HAARMANN & REIMER-UNTERSTÜTZUNGSKASSE GESELLSCHAFT MIT BESCHRÄNKTER HAFTUNG	HRB 110393	31.12.2016	
SYMRISE BETEILIGUNGS GMBH	HRB 110625	31.12.2016	€9,813
TESIUM GMBH	HRB 200248	31.12.2008	€46,670,801
SYMOTION GMBH	HRB 200240	31.12.2008	€11,512,591
SYMRISE VERWALTUNGS GMBH	HRB 110881	31.10.2014	
SYMRISE IP-VERWALTUNGS GMBH	HRB 202341	31.12.2016	
SYMRISE US-BETEILIGUNGS GMBH	HRB 201437	31.12.2015	
SYMRISE GROUP FINANCE HOLDING 1 BVBA	820806872	31.12.2017	
COMPAGNIE ALIMENTAIRE PLEUCADEUCIENNE (C.A.P.)	304914062	-	
SOCIETE DE PROTEINES INDUSTRIELLES	343562617	-	

MORTGAGE DETAILS

Mortgage Type:	DEBENTURE		
Date Charge Created:	06/09/04		
Date Charge Registered:	11/09/04		
Date Charge Satisfied:	23/07/11		
Status:	SATISFIED		
Person(s) Entitled:	BARCLAYS BANK PLC		
Amount Secured:			
Details:	FIXED AND FLOATING CHARGES OVER THE UNDERTAKING AND ALL PROPERTY AND ASSETS PRESENT AND FUTURE INCLUDING GOODWILL BOOKDEBTS UNCALLED CAPITAL BUILDINGS FIXTURES FIXED PLANT AND MACHINERY		
Mortgage Type:	DEBENTURE		
Date Charge Created:	27/05/02		
Date Charge Registered:	11/06/02		
Date Charge Satisfied:	15/07/11		
Status:	SATISFIED		
Person(s) Entitled:	HSBC BANK PLC		
Amount Secured:			
Details:	FIXED AND FLOATING CHARGES OVER THE UNDERTAKING AND ALL PROPERTY AND ASSETS PRESENT AND FUTURE INCLUDING GOODWILL BOOKDEBTS UNCALLED CAPITAL BUILDINGS FIXTURES FIXED PLANT AND MACHINERY		

CREDITOR DETAILS

	Total Number	Total Value
Trade Creditors	0	-
No Creditor Data		

TRADE DEBTORS / BAD DEBT DETAIL

	Total Number of Documented Trade	Total Value of Documented Trade	
Trade Debtors	1	£929	
Company Name	Amount	Statement Date	
Cornerstone Retail Ltd	£929	02/05/2014	

PREVIOUS DIRECTOR/COMPANY SECRETARIES

Name	Current Appointments	Active	Previous Appointments	Dissolved Companies
Steve Kenneth Lawson	0		3	1
Jean-Yves Parisot	0		1	1
Peter Duncan Shaw	0		1	0
Alan Carr Swales	0		2	0
Alan Carr Swales	0		2	0
Mark Benjamin Scott	0		1	0
Colin Henry Rayner	0		1	0
Marcus Geoffrey Pocket	0		1	0
KEY LEGAL SERVICES (NOMINEES) LIMITED	1		3473	11286
KEY LEGAL SERVICES (SECRETARIAL) LIMITED	2		3448	11032
Marc Meunier	0		1	0
CURZON CORPORATE SECRETARIES LIMITED	23		90	186
Miriam Fedida	0		1	0
Total Persons With Significant Control	1		Total Statements	0
Active	1		Active	0
Ceased	0		Ceased	0

DISCLAIMER : This Report is **PRIVATE & CONFIDENTIAL** and it is prepared at the request of and for its use by the Subscriber only. The Subscriber shall use the contents of the Report merely as an aid to its business. Mira Inform Private Limited ("MIPL") has collated information/data in the Report, which have not been verified unless otherwise specifically mentioned in the Report. The Subscriber shall independently verify the accuracy and correctness of the information/data before in any way acting upon the same. MIPL shall not be liable for any harm, injury, loss or damage caused to the Subscriber due to default by the Subscriber's debtors/beneficiaries in fulfilling their obligations of any nature whatsoever. This Report or any of its portion shall not be used as a documentary evidence or otherwise before any investigative agencies or forum of law. This Report is confidential and proprietary to MIPL. The Subscriber and/or any other person(s) may not reproduce, publish or disclose any of the contents of the Report to others without the express authorization of MIPL. This Report is prepared and issued to the Subscriber without any risk, responsibility or liability on the part of MIPL or its officials.

ACTIVE PERSONS WITH SIGNIFICANT CONTROL

Name	Symrise Ag	Kind	Corporate Entity With Significant Control	
Address	Muehlenfeldstrasse 1 37603, Holzminden	Notified On	01/06/2016	
Post Code	-	Legal Form	Public Limited Company	
Authority	German Company Law	Place Registered	Germany	
Country Registered	Germany	Registration Number	Hrb 200436	
Nature Of Control	Ownership of voting rights - above 75%			

Ceased Persons With Significant Control

No Ceased Persons With Significant Control To Display

Active Statements

No Active Statements To Display

Ceased Statements

No Ceased Statements To Display

FOREIGN EXCHANGE RATES

Currency	Unit	Indian Rupees
US Dollar	1	INR 73.26
UK Pound	1	INR 95.05
Euro	1	INR 83.99
GBP	1	INR 94.58

Note : Above are approximate rates obtained from sources believed to be correct

INFORMATION DETAILS

Analysis Done by :	VIV
Report Prepared by :	TPT

DISCLAIMER : This Report is **PRIVATE & CONFIDENTIAL** and it is prepared at the request of and for its use by the Subscriber only. The Subscriber shall use the contents of the Report merely as an aid to its business. Mira Inform Private Limited ("MIPL") has collated information/data in the Report, which have not been verified unless otherwise specifically mentioned in the Report. The Subscriber shall independently verify the accuracy and correctness of the information/data before in any way acting upon the same. MIPL shall not be liable for any harm, injury, loss or damage caused to the Subscriber due to default by the Subscriber's debtors/beneficiaries in fulfilling their obligations of any nature whatsoever. This Report or any of its portion shall not be used as a documentary evidence or otherwise before any investigative agencies or forum of law. This Report is confidential and proprietary to MIPL. The Subscriber and/or any other person(s) may not reproduce, publish or disclose any of the contents of the Report to others without the express authorization of MIPL. This Report is prepared and issued to the Subscriber without any risk, responsibility or liability on the part of MIPL or its officials.

RATING EXPLANATIONS

Credit Rating	Explanation	Rating Comments
A++	Minimum Risk	Business dealings permissible with minimum risk of default
A+	Low Risk	Business dealings permissible with low risk of default
A	Acceptable Risk	Business dealings permissible with moderate risk of default
B	Medium Risk	Business dealings permissible on a regular monitoring basis
C	Medium High Risk	Business dealings permissible preferably on secured basis
D	High Risk	Business dealing not recommended or on secured terms only
NB	New Business	No recommendation can be done due to business in infancy stage
NT	No Trace	No recommendation can be done as the business is not traceable

NB is stated where there is insufficient information to facilitate rating. However, it is not to be considered as unfavourable.

This score serves as a reference to assess SC's credit risk and to set the amount of credit to be extended. It is calculated from a composite of weighted scores obtained from each of the major sections of this report. The assessed factors are as follows:

- Financial condition covering various ratios
- Company background and operations size
- Promoters / Management background
- Payment record
- Litigation against the subject
- Industry scenario / competitor analysis
- Supplier / Customer / Banker review (wherever available)