

MIRA INFORM REPORT

Report No. :	536248
Report Date :	25.10.2018

IDENTIFICATION DETAILS

Name :	TRIADE B.V.
Registered Office :	Dijkweg 159, 2675ad Honselersdijk
Country :	Netherlands
Financials (as on) :	31.12.2016
Date of Incorporation :	01.01.1978
Com. Reg. No.:	27218293
Legal Form :	Private Limited Company
Line of Business :	<ul style="list-style-type: none"> Wholesale of basic and industrial chemicals The (large) trade in semi-finished products and tools for leather goods, textiles, paper and flowers; as well as management and holding activities.
No. of Employees :	1 [2017]

RATING & COMMENTS

(Mira Inform has adopted New Rating mechanism w.e.f. 23rd January 2017)

MIRA's Rating :

A

Credit Rating	Explanation	Rating Comments
A	Acceptable Risk	Business dealings permissible with moderate risk of default

Status :	Good
Payment Behaviour :	No Complaints
Litigation :	Clear

NOTES :

Any query related to this report can be made on e-mail : infodept@mirainform.com while quoting report number, name and date.

ECGC Country Risk Classification List

Country Name	Previous Rating (30.06.2018)	Current Rating (30.09.2018)
Netherlands	A1	A1

Risk Category	ECGC Classification
Insignificant	A1
Low Risk	A2
Moderately Low Risk	B1
Moderate Risk	B2
Moderately High Risk	C1
High Risk	C2
Very High Risk	D

NETHERLANDS - ECONOMIC OVERVIEW

The Netherlands, the sixth-largest economy in the European Union, plays an important role as a European transportation hub, with a consistently high trade surplus, stable industrial relations, and low unemployment. Industry focuses on food processing, chemicals, petroleum refining, and electrical machinery. A highly mechanized agricultural sector employs only 2% of the labor force but provides large surpluses for food-processing and underpins the country's status as the world's second largest agricultural exporter.

The Netherlands is part of the euro zone, and as such, its monetary policy is controlled by the European Central Bank. The Dutch financial sector is highly concentrated, with four commercial banks possessing over 80% of banking assets, and is four times the size of Dutch GDP.

In 2008, during the financial crisis, the government budget deficit hit 5.3% of GDP. Following a protracted recession from 2009 to 2013, during which unemployment doubled to 7.4% and household consumption contracted for four consecutive years, economic growth began inching forward in 2014. Since 2010, Prime Minister Mark RUTTE's government has implemented significant austerity measures to improve public finances and has instituted broad structural reforms in key policy areas, including the labor market, the housing sector, the energy market, and the pension system. In 2017, the government budget returned to a surplus of 0.7% of GDP, with economic growth of 3.2%, and GDP per capita finally surpassed pre-crisis levels. The fiscal policy announced by the new government in the 2018-2021 coalition plans for increases in government consumption and public investment, fueling domestic demand and household consumption and investment. The new government's policy also plans to increase demand for workers in the public and private sector, forecasting a further decline in the unemployment rate, which hit 4.8% in 2017.

Source : CIA

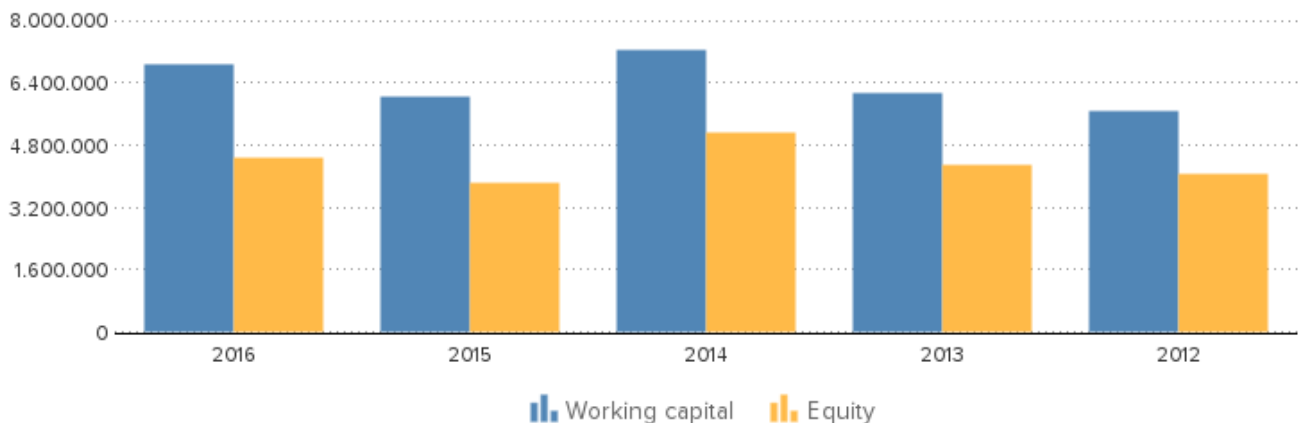
COMPANY NAME

Name **Triade B.V.**

SUMMARY

Company name **Triade B.V.**
Operative address **Dijkweg 159
2675AD HONSELERSDIJK
Netherlands**
Status **Active**
Legal form **Private Limited Company**
Registration number **KvK-nummer: 27218293**
VAT-number **004388082**
European VAT-number **NL004388082B01**

Year	2016	Mutation	2015	Mutation	2014
Fixed assets	418.268	-3,94	435.445	36,43	319.169
Total receivables	8.070.620	171,44	2.973.230	-46,84	5.593.078
Total equity	4.460.611	16,78	3.819.705	-25,18	5.105.531
Short term liabilities	6.295.637	124,81	2.800.413	-1,85	2.853.308
Working capital	6.865.977	13,93	6.026.495	-16,68	7.233.111
Quick ratio	1,51	-20,53	1,90	-16,30	2,27



CONTACT INFORMATION

Company name **Triade B.V.**
Trade names **Italcolor
Colorants Azoiques et Produits Auxiliaires (C.A.P.A.)**

DISCLAIMER : This Report is **PRIVATE & CONFIDENTIAL** and it is prepared at the request of and for its use by the Subscriber only. The Subscriber shall use the contents of the Report merely as an aid to its business. Mira Inform Private Limited ("MIPL") has collated information/data in the Report, which have not been verified unless otherwise specifically mentioned in the Report. The Subscriber shall independently verify the accuracy and correctness of the information/data before in any way acting upon the same. MIPL shall not be liable for any harm, injury, loss or damage caused to the Subscriber due to default by the Subscriber's debtors/beneficiaries in fulfilling their obligations of any nature whatsoever. This Report or any of its portion shall not be used as a documentary evidence or otherwise before any investigative agencies or forum of law. This Report is confidential and proprietary to MIPL. The Subscriber and/or any other person(s) may not reproduce, publish or disclose any of the contents of the Report to others without the express authorization of MIPL. This Report is prepared and issued to the Subscriber without any risk, responsibility or liability on the part of MIPL or its officials.

Operative address	Greenville Colorants FRADO Triade Dyestuffs Helion Dyestuffs Chemische Fabriek Triade Helion Chemie Dijkweg 159 2675AD HONSELERSDIJK Netherlands
Correspondence address	Dijkweg 159 2675AD HONSELERSDIJK Netherlands
Telephone number	0174-272222
Fax number	0174272270
Email address	sales@triade.eu
Website	www.triade.eu

REGISTRATION

Registration number	KvK-nummer: 27218293
Branch number	000018246346
VAT-number	004388082
European VAT-number	NL004388082B01
Status	Active
First registration company register	1978-02-17
Memorandum	1978-02-17
Establishment date	1978-01-01
Legal form	Private Limited Company
Last proposed admendment	2014-12-10
Issued placed capital	EUR 225.000
Paid up share capital	EUR 225.000

ACTIVITIES

SBI	46751: Wholesale of basic and industrial chemicals
Exporter	Yes
Importer	Yes
Goal	The (large) trade in semi-finished products and tools for leather goods, textiles, paper and flowers; as well as management and holding activities

RELATIONS

Shareholders

Syncolor Beheer B.V.
Dijkweg 159
2675AD HONSELERSDIJK
Netherlands
Registration number: 27217262
Percentage: 100%

Affiliates

Helion B.V.
Dijkweg 159
2675AD HONSELERSDIJK
Netherlands
Registration number: 27212937
Helion B.V.
Registration number: 27212937

Companies on same address

Hetri Holding B.V.
Registration number: 27207555

Lika B.V.
Registration number: 27111956

Syncolor Beheer B.V.
Registration number: 27217262

Chromatech Europe B.V.
Registration number: 27304372

Liability statements

VSL Investments B.V.
Registration number: 51051109
Helion B.V.
Dijkweg 159
2675AD HONSELERSDIJK
Netherlands
Registration number: 27212937
date of issue: 1995-01-11
Starting date: 1993-01-01
End date: 2011-02-01

BANK DETAILS

Accounts

ABN Amro Bank NV
Account number: NL51ABNA0473715244
BIC: ABNANL2A

REAL ESTATE

Details operative address

Surface area: 1703 m2
Purpose: Office function
Construction year: 1994
Status: Building in use
Under investigation: No

MANAGEMENT

Active management

J.G.J.M. van der Ligt Johannes Gerardus Joseph Maria Netherlands

Competence: Fully authorized

Function: Manager

Starting date: 1978-02-17

Date of birth: 1948-05-16, 's-Gravenhage, NL

Involved with the following companies:

Korrekt & Partners (Textielververij P.G.J. van Emmerik) B.V.

Dijkweg 159

2675AD HONSELERSDIJK

Netherlands

Registration number: 27233226

Status: Dissolved

Function: Manager

Starting date: 1991-11-07

Lida Investments B.V.

Thorbeckelaan 102

2641XJ PIJNACKER

Netherlands

Registration number: 27145310

Function: Manager

Starting date: 1993-09-13

Stichting Administratiekantoor Jali

Thorbeckelaan 102

2641XJ PIJNACKER

Netherlands

Registration number: 60166126

Function: Manager

Starting date: 2014-03-06

Bean Beheer B.V.

Thorbeckelaan 102

2641XJ PIJNACKER

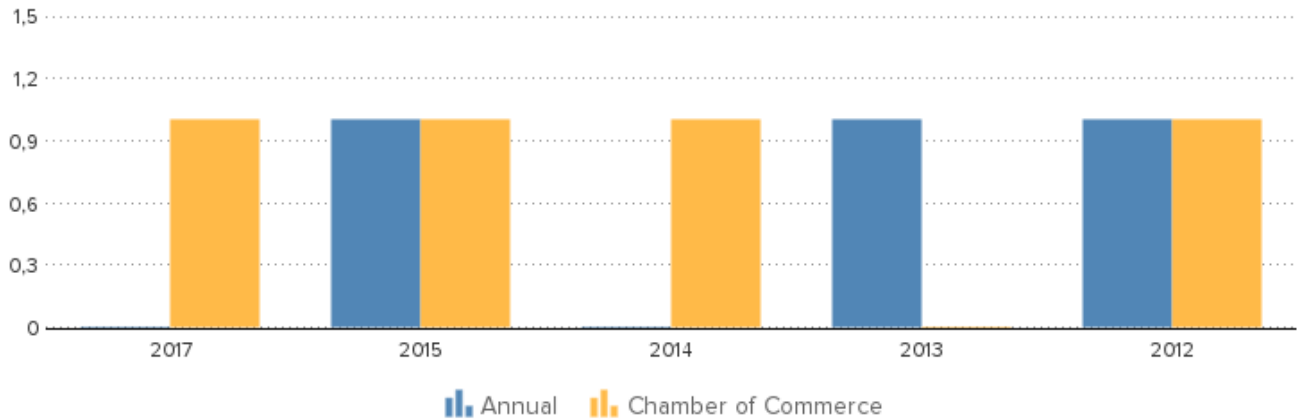
Netherlands
Registration number: 27117022
Function: Manager
Starting date: 1984-04-12

J.G. van Roon Jacob Gerardus
Netherlands
Competence: Limited authorization
Function: Proxy
Starting date: 1997-11-01
Date of birth: 1948-07-30, Haarlem, NL
Involved with the following companies:
Chromatech Europe B.V.
Dijkweg 159
2675AD HONSELERSDIJK
Netherlands
Registration number: 27304372
Function: Proxy
Starting date: 2013-01-01

R.J. Zeegers Rudolf Jan
Netherlands
Competence: Limited authorization
Function: Proxy
Starting date: 2002-04-02
Date of birth: 1952-02-15, 's-Gravenzande, NL

EMPLOYEES

Year	2017	2015	2014	2013	2012
Annual		1		1	1
Chamber of Commerce	1	1	1		1



PAYMENTS

Description	No complaints					
Payments within industry	Last quarter		Last year			
Average payment period (days)	59		49			
Average delay (days)	36		29			
Quarter	Not overdue	1-30	31-60	61-90	91-120	121+
2018 Q4	29,00%	12,00%	10,00%	19,00%	0,00%	29,00%
2018 Q3	23,00%	31,00%	14,00%	16,00%	16,00%	0,00%
2018 Q2	61,00%	36,00%	2,00%	0,00%	0,00%	1,00%
2018 Q1	59,00%	34,00%	3,00%	1,00%	0,00%	3,00%
2017 Q4	60,00%	36,00%	1,00%	1,00%	1,00%	1,00%

The above data is an indication of the average payment behaviour of the client. the payment experiences can be affected by disputes, payment arrangements, etc.

KEY FIGURES

Year	2016	2015	2014	2013	2012
Quick ratio	1,51	1,90	2,27	1,74	1,58
Current ratio	2,09	3,15	3,53	2,81	2,58
Working capital/ balance total	0,51	0,65	0,70	0,63	0,59
Equity / balance total	0,33	0,41	0,49	0,43	0,43
Equity / Fixed assets	10,66	8,77	16,00	15,40	14,40
Equity / liabilities	0,49	0,70	0,96	0,77	0,74
Balance total / liabilities	1,49	1,70	1,96	1,77	1,74
Working capital	6.865.977	6.026.495	7.233.111	6.145.176	5.655.129
Equity	4.460.611	3.819.705	5.105.531	4.267.098	4.053.418
Mutation equity	16,78	-25,18	19,65	5,27	-3,86
Mutation short term liabilities	124,81	-1,85	-16,08	-5,25	-35,74

DISCLAIMER : This Report is **PRIVATE & CONFIDENTIAL** and it is prepared at the request of and for its use by the Subscriber only. The Subscriber shall use the contents of the Report merely as an aid to its business. Mira Inform Private Limited ("MIPL") has collated information/data in the Report, which have not been verified unless otherwise specifically mentioned in the Report. The Subscriber shall independently verify the accuracy and correctness of the information/data before in any way acting upon the same. MIPL shall not be liable for any harm, injury, loss or damage caused to the Subscriber due to default by the Subscriber's debtors/beneficiaries in fulfilling their obligations of any nature whatsoever. This Report or any of its portion shall not be used as a documentary evidence or otherwise before any investigative agencies or forum of law. This Report is confidential and proprietary to MIPL. The Subscriber and/or any other person(s) may not reproduce, publish or disclose any of the contents of the Report to others without the express authorization of MIPL. This Report is prepared and issued to the Subscriber without any risk, responsibility or liability on the part of MIPL or its officials.

Summary

The 2016 financial result structure is a positive working capital of 6.865.977 euro, which is in agreement with 51 % of the total assets of the company.

The working capital has increase with 13.93 % compared to previous year. The ratio with respect to the total assets of the company has however, declined.

The improvement between 2015 and 2016 has mainly been caused by a change of the current liabilities.

The current ratio of the company in 2016 was 2.09. A company with a current ratio between 1.5 and 3.0 generally indicates good short-term financial strength.

The quick ratio in 2016 of the company was 1.51. A company with a Quick Ratio of more than 1 can currently pay back its current liabilities.

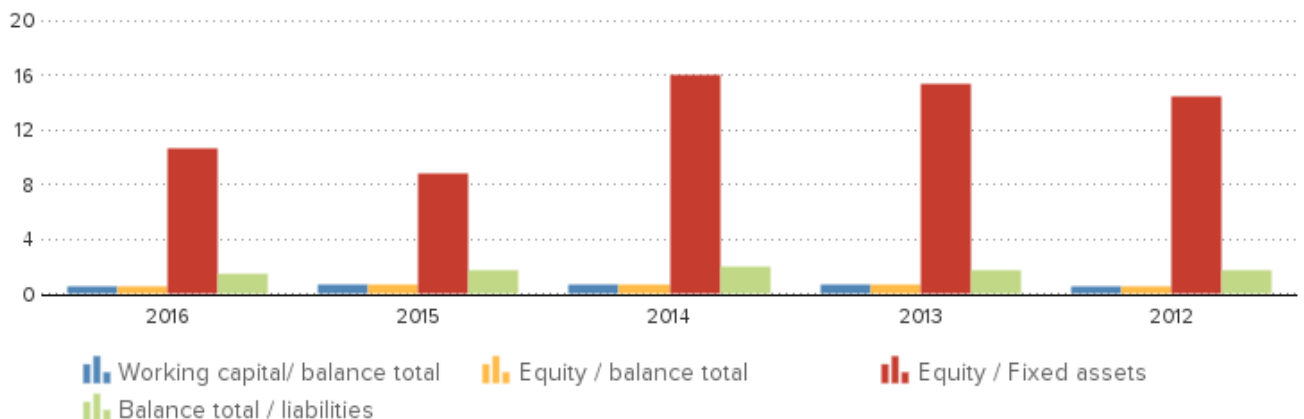
The 2015 financial result structure is a positive working capital of 6.026.495 euro, which is in agreement with 65 % of the total assets of the company.

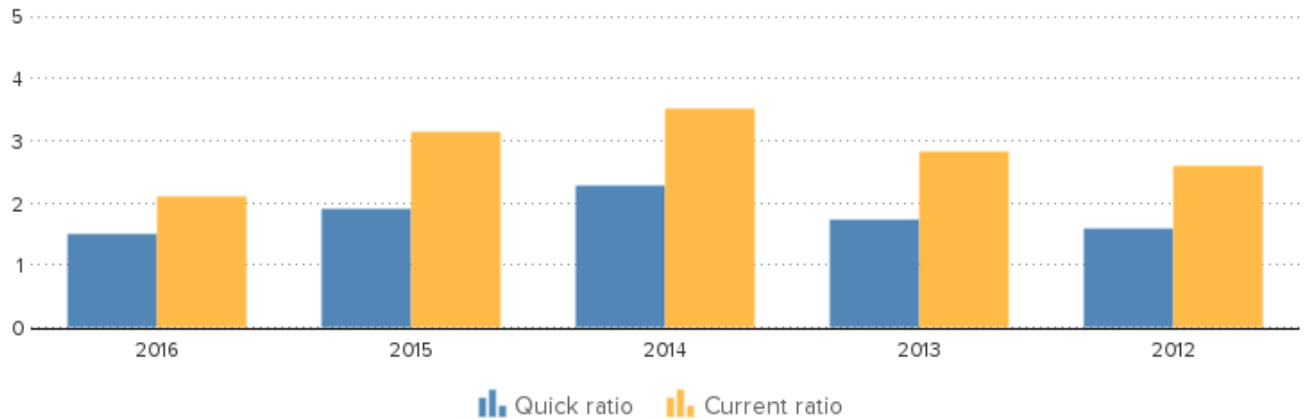
The working capital has diminished with -16.68 % compared to previous year. The ratio, with respect to the total assets of the company has however, declined.

The deterioration between 2014 and 2015 has mainly been caused by a change of the current liabilities.

The current ratio of the company in 2015 was 3.15. If the current ratio exceeds 3.0, the company may not be using its current assets or its short-term financing facilities efficiently .

The quick ratio in 2015 of the company was 1.9. A company with a Quick Ratio of more than 1 can currently pay back its current liabilities.





FINANCIAL STATEMENT

Last annual account	2016
Remark annual account	The company is obliged to file its financial statements.
Type of annual account	Corporate
Annual account	Triade B.V. Dijkweg 159 2675AD HONSELERSDIJK Netherlands Registration number: <u>27218293</u>

BALANCE

Year	2016	2015	2014	2013	2012
End date	2016-12-31	2015-12-31	2014-12-31	2013-12-31	2012-12-31
Type of annual account	Corporate	Corporate	Corporate	Corporate	Corporate
Financial fixed assets	418.268	435.445	319.169	277.137	281.522
Fixed assets	418.268	435.445	319.169	277.137	281.522
Total stock	3.645.000	3.520.047	3.619.365	3.635.084	3.590.473
Total receivables	8.070.620	2.973.230	5.593.078	5.120.673	5.077.096
Liquid funds	1.445.994	2.333.631	873.976	789.514	575.889
Current assets	13.161.614	8.826.908	10.086.419	9.545.271	9.243.458
Total assets	13.579.882	9.262.353	10.405.588	9.822.408	9.524.980
Issued capital	225.000			4.267.098	
Other reserves	4.235.611	3.819.705	5.105.531		4.053.418
Total reserves	4.235.611	3.819.705	5.105.531		4.053.418
Total equity	4.460.611	3.819.705	5.105.531	4.267.098	4.053.418
Provisions	2.823.634	2.642.235	2.446.749	2.155.215	1.883.233

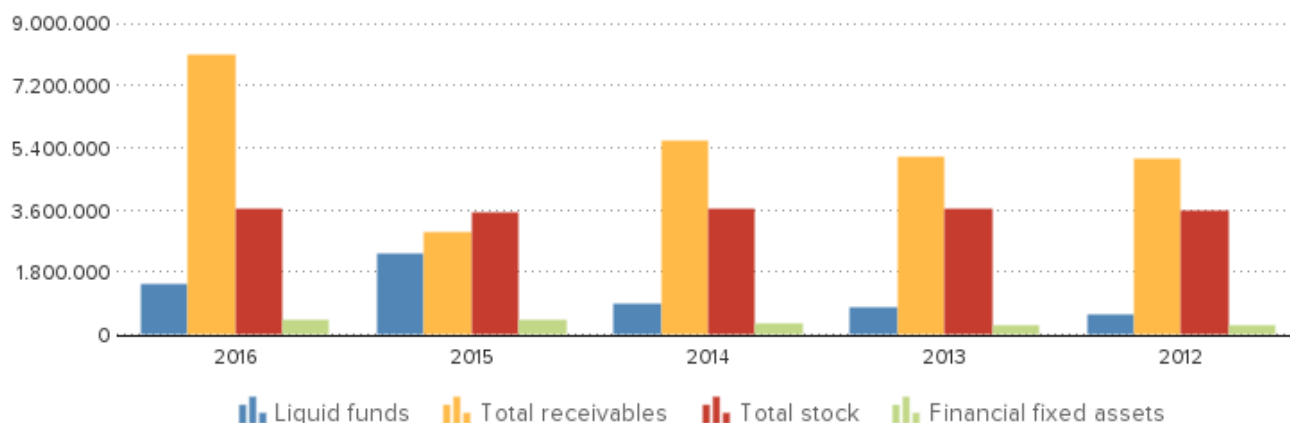
DISCLAIMER : This Report is **PRIVATE & CONFIDENTIAL** and it is prepared at the request of and for its use by the Subscriber only. The Subscriber shall use the contents of the Report merely as an aid to its business. Mira Inform Private Limited ("MIPL") has collated information/data in the Report, which have not been verified unless otherwise specifically mentioned in the Report. The Subscriber shall independently verify the accuracy and correctness of the information/data before in any way acting upon the same. MIPL shall not be liable for any harm, injury, loss or damage caused to the Subscriber due to default by the Subscriber's debtors/beneficiaries in fulfilling their obligations of any nature whatsoever. This Report or any of its portion shall not be used as a documentary evidence or otherwise before any investigative agencies or forum of law. This Report is confidential and proprietary to MIPL. The Subscriber and/or any other person(s) may not reproduce, publish or disclose any of the contents of the Report to others without the express authorization of MIPL. This Report is prepared and issued to the Subscriber without any risk, responsibility or liability on the part of MIPL or its officials.

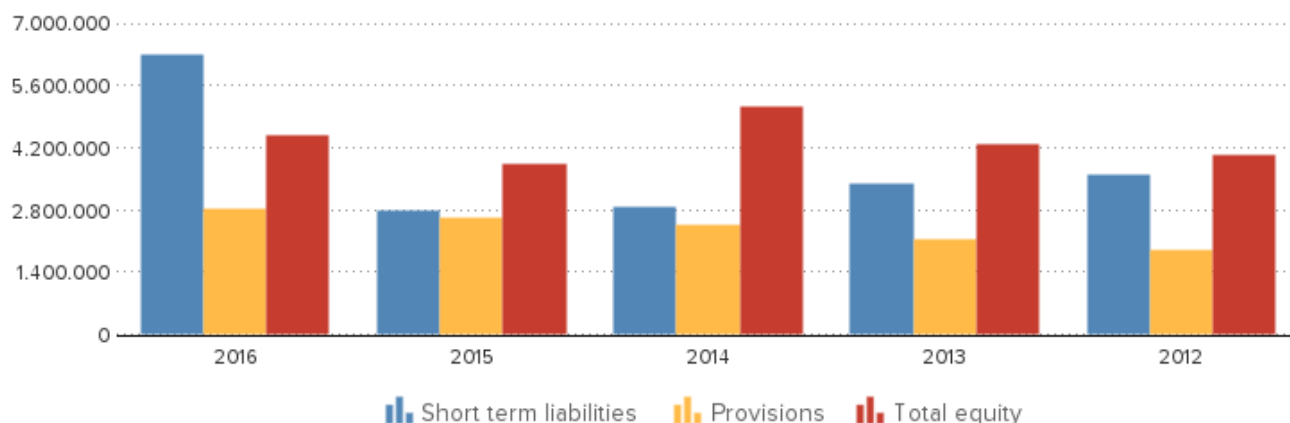
Short term liabilities	6.295.637	2.800.413	2.853.308	3.400.095	3.588.329
Total short and long term liabilities	9.119.271	5.442.648	5.300.057	5.555.310	5.471.562
Total liabilities	13.579.882	9.262.353	10.405.588	9.822.408	9.524.980

Summary

The total assets of the company increased with 46.61 % between 2015 and 2016.
Despite the assets growth, the non current assets decreased with - 3.94 %.
The asset growth has mainly been financed by a debt increase of 67.55 %. The Net Worth, however, grew with 16.78 %.
In 2016 the assets of the company were 3.08 % composed of fixed assets and 96.92 % by current assets. The assets are being financed by an equity of 32.85 %, and total debt of 67.15 %.

The total assets of the company decreased with -10.99 % between 2014 and 2015.
Despite the total assets decrease, non current assets grew with 36.43 %.
The asset reduction results in an equity decrease of -25.18 %.
Despite the decrease, the indebttness increased with 2.69 %.
In 2015 the assets of the company were 4.7 % composed of fixed assets and 95.3 % by current assets. The assets are being financed by an equity of 41.24 %, and total debt of 58.76 %.





ANALYSIS

Branch (SBI)
Region
Summary

Wholesale of basic and industrial chemicals (SBI code 46751)
Delft en Westland
In the Netherlands 2342 of the companies are registered with the SBI code 46751
In the region Delft en Westland 39 of the companies are registered with the SBI code 46751
In the Netherlands 14 of the bankruptcies are published within this sector
The risk of this specific sector in the Netherlands is normal
The risk of this specific sector in the region Delft en Westland is normal

Year	2016	Company	2015	Company	2014
Equity	1.986.999	4.460.611	1.985.652	3.819.705	1.884.638
Working capital	1.405.760	6.865.977	1.296.431	6.026.495	1.327.241
Balance total	4.408.832	13.579.882	4.506.609	9.262.353	4.257.898
Quick ratio	1,20	1,51	1,26	1,90	1,30
Current ratio	1,74	2,09	1,75	3,15	1,75
Equity / balance total	0,45	0,33	0,43	0,41	0,43

PUBLICATIONS

Deposits

19-01-2016: De jaarrekening over 2014 is gepubliceerd.
12-02-2015: De jaarrekening over 2013 is gepubliceerd.

Other

12-12-2014: Geplaatst kapitaal gewijzigd in EUR 225.000,00
Gestort kapitaal gewijzigd in EUR 225.000,00.
12-12-2014: Per 10-12-2014 statuten gewijzigd. Per 10-12-2014

DISCLAIMER : This Report is **PRIVATE & CONFIDENTIAL** and it is prepared at the request of and for its use by the Subscriber only. The Subscriber shall use the contents of the Report merely as an aid to its business. Mira Inform Private Limited ("MIPL") has collated information/data in the Report, which have not been verified unless otherwise specifically mentioned in the Report. The Subscriber shall independently verify the accuracy and correctness of the information/data before in any way acting upon the same. MIPL shall not be liable for any harm, injury, loss or damage caused to the Subscriber due to default by the Subscriber's debtors/beneficiaries in fulfilling their obligations of any nature whatsoever. This Report or any of its portion shall not be used as a documentary evidence or otherwise before any investigative agencies or forum of law. This Report is confidential and proprietary to MIPL. The Subscriber and/or any other person(s) may not reproduce, publish or disclose any of the contents of the Report to others without the express authorization of MIPL. This Report is prepared and issued to the Subscriber without any risk, responsibility or liability on the part of MIPL or its officials.

naam gewijzigd in: Triade B.V.. Zetel gewijzigd in: Honselersdijk,
gemeente Westland.

COMPANY STRUCTURE

Relations

Company

Stichting Administratiekantoor Chalida (PIJNACKER)

| - - **Lika B.V.** (HONSELERSDIJK)

| - - | - - **Syncolor Beheer B.V.** (HONSELERSDIJK)

| - - | - - | - - **Triade B.V.** (HONSELERSDIJK)

| - - | - - | - - **Helion B.V.** (HONSELERSDIJK)

| - - | - - | - - **Hetri Holding B.V.** (HONSELERSDIJK)

6

Registration number

27312721 |

27111956 |

27217262 |

27218293 |

27212937 |

27207555 |

FOREIGN EXCHANGE RATES

Currency	Unit	Indian Rupees
US Dollar	1	INR 73.26
UK Pound	1	INR 95.05
Euro	1	INR 83.99
Euro	1	INR 83.65

Note : Above are approximate rates obtained from sources believed to be correct

INFORMATION DETAILS

Analysis Done by :	VIVR
Report Prepared by :	SYL

DISCLAIMER : This Report is **PRIVATE & CONFIDENTIAL** and it is prepared at the request of and for its use by the Subscriber only. The Subscriber shall use the contents of the Report merely as an aid to its business. Mira Inform Private Limited ("MIPL") has collated information/data in the Report, which have not been verified unless otherwise specifically mentioned in the Report. The Subscriber shall independently verify the accuracy and correctness of the information/data before in any way acting upon the same. MIPL shall not be liable for any harm, injury, loss or damage caused to the Subscriber due to default by the Subscriber's debtors/beneficiaries in fulfilling their obligations of any nature whatsoever. This Report or any of its portion shall not be used as a documentary evidence or otherwise before any investigative agencies or forum of law. This Report is confidential and proprietary to MIPL. The Subscriber and/or any other person(s) may not reproduce, publish or disclose any of the contents of the Report to others without the express authorization of MIPL. This Report is prepared and issued to the Subscriber without any risk, responsibility or liability on the part of MIPL or its officials.

RATING EXPLANATIONS

Credit Rating	Explanation	Rating Comments
A++	Minimum Risk	Business dealings permissible with minimum risk of default
A+	Low Risk	Business dealings permissible with low risk of default
A	Acceptable Risk	Business dealings permissible with moderate risk of default
B	Medium Risk	Business dealings permissible on a regular monitoring basis
C	Medium High Risk	Business dealings permissible preferably on secured basis
D	High Risk	Business dealing not recommended or on secured terms only
NB	New Business	No recommendation can be done due to business in infancy stage
NT	No Trace	No recommendation can be done as the business is not traceable

NB is stated where there is insufficient information to facilitate rating. However, it is not to be considered as unfavourable.

This score serves as a reference to assess SC's credit risk and to set the amount of credit to be extended. It is calculated from a composite of weighted scores obtained from each of the major sections of this report. The assessed factors are as follows:

- Financial condition covering various ratios
- Company background and operations size
- Promoters / Management background
- Payment record
- Litigation against the subject
- Industry scenario / competitor analysis
- Supplier / Customer / Banker review (wherever available)