

## MIRA INFORM REPORT

|                      |            |
|----------------------|------------|
| <b>Report No. :</b>  | 536678     |
| <b>Report Date :</b> | 26.10.2018 |

### IDENTIFICATION DETAILS

|                                                         |                                                                                                                                                                                                                                                                                                                                                  |
|---------------------------------------------------------|--------------------------------------------------------------------------------------------------------------------------------------------------------------------------------------------------------------------------------------------------------------------------------------------------------------------------------------------------|
| <b>Name :</b>                                           | SUPERTRON ELECTRONICS PRIVATE LIMITED (w.e.f. 12.10.2012)                                                                                                                                                                                                                                                                                        |
| <b>Formerly Known As :</b>                              | SUPERTRON ELECTRONICS LIMITED                                                                                                                                                                                                                                                                                                                    |
| <b>Registered Office :</b>                              | "Supertron House", 2, Cooper Lane, Off R N Mukherjee Road, Hare Street, Kolkata – 700001, West Bengal                                                                                                                                                                                                                                            |
| <b>Tel. No.:</b>                                        | 91-33-40371000                                                                                                                                                                                                                                                                                                                                   |
| <b>Country :</b>                                        | India                                                                                                                                                                                                                                                                                                                                            |
| <b>Financials (as on) :</b>                             | 31.03.2017                                                                                                                                                                                                                                                                                                                                       |
| <b>Date of Incorporation :</b>                          | 23.03.1993                                                                                                                                                                                                                                                                                                                                       |
| <b>CIN No.:</b><br>[Company Identification No.]         | U32109WB1993PTC058211                                                                                                                                                                                                                                                                                                                            |
| <b>Capital Investment / Paid-up Capital :</b>           | INR 104.846 Million                                                                                                                                                                                                                                                                                                                              |
| <b>PAN No.:</b><br>[Permanent Account No.]              | AADCS5971L                                                                                                                                                                                                                                                                                                                                       |
| <b>GSTN :</b><br>[Goods & Service Tax Registration No.] | 06AADCS5971L1ZW (Haryana)<br>18AADCS5971L1ZR (Assam)<br>09AADCS5971L1ZQ (Uttar Pradesh)<br>20AADCS5971L1Z6 (Jharkhand)<br>24AADCS5971L1ZY (Gujarat)<br>03AADCS5971L1Z2 (Punjab)<br>27AADCS5971L1ZS (Maharashtra)<br>34AADCS5971L1ZX (Puducherry)<br>04AADCS5971L1ZO (Chandigarh)<br>19AADCS5971L1ZP (West Bengal)<br>29AADCS5971L1ZO (Karnataka) |
| <b>TIN No.:</b>                                         | 19200868022                                                                                                                                                                                                                                                                                                                                      |
| <b>CST No.:</b>                                         | 19200868216                                                                                                                                                                                                                                                                                                                                      |
| <b>Legal Form :</b>                                     | Private Limited Liability Company                                                                                                                                                                                                                                                                                                                |

**DISCLAIMER :** This Report is **PRIVATE & CONFIDENTIAL** and it is prepared at the request of and for its use by the Subscriber only. The Subscriber shall use the contents of the Report merely as an aid to its business. Mira Inform Private Limited ("MIPL") has collated information/data in the Report, which have not been verified unless otherwise specifically mentioned in the Report. The Subscriber shall independently verify the accuracy and correctness of the information/data before in any way acting upon the same. MIPL shall not be liable for any harm, injury, loss or damage caused to the Subscriber due to default by the Subscriber's debtors/beneficiaries in fulfilling their obligations of any nature whatsoever. This Report or any of its portion shall not be used as a documentary evidence or otherwise before any investigative agencies or forum of law. This Report is confidential and proprietary to MIPL. The Subscriber and/or any other person(s) may not reproduce, publish or disclose any of the contents of the Report to others without the express authorization of MIPL. This Report is prepared and issued to the Subscriber without any risk, responsibility or liability on the part of MIPL or its officials.

|                           |                                                                                                                                                    |
|---------------------------|----------------------------------------------------------------------------------------------------------------------------------------------------|
| <b>Line of Business :</b> | Wholesaler of computers, computer peripherals equipment and software, electronics and telecommunication equipment and parts. [Registered Activity] |
| <b>No. of Employees :</b> | Information denied by the management                                                                                                               |

**RATING & COMMENTS**

(Mira Inform has adopted New Rating mechanism w.e.f. 23<sup>rd</sup> January 2017)

|                        |    |
|------------------------|----|
| <b>MIRA's Rating :</b> | A+ |
|------------------------|----|

| Credit Rating | Explanation | Rating Comments                                        |
|---------------|-------------|--------------------------------------------------------|
| A+            | Low Risk    | Business dealings permissible with low risk of default |

|                               |                                                                                                                                                                                                                                                                                                                                                                                                                                                                                                                                                                                                                                                                                                                                                                                                                                                                                                                                                                                                                                                                                                                                                                                                                      |
|-------------------------------|----------------------------------------------------------------------------------------------------------------------------------------------------------------------------------------------------------------------------------------------------------------------------------------------------------------------------------------------------------------------------------------------------------------------------------------------------------------------------------------------------------------------------------------------------------------------------------------------------------------------------------------------------------------------------------------------------------------------------------------------------------------------------------------------------------------------------------------------------------------------------------------------------------------------------------------------------------------------------------------------------------------------------------------------------------------------------------------------------------------------------------------------------------------------------------------------------------------------|
| <b>Maximum Credit Limit :</b> | USD 3300000                                                                                                                                                                                                                                                                                                                                                                                                                                                                                                                                                                                                                                                                                                                                                                                                                                                                                                                                                                                                                                                                                                                                                                                                          |
| <b>Status :</b>               | Good                                                                                                                                                                                                                                                                                                                                                                                                                                                                                                                                                                                                                                                                                                                                                                                                                                                                                                                                                                                                                                                                                                                                                                                                                 |
| <b>Payment Behaviour :</b>    | Regular                                                                                                                                                                                                                                                                                                                                                                                                                                                                                                                                                                                                                                                                                                                                                                                                                                                                                                                                                                                                                                                                                                                                                                                                              |
| <b>Litigation :</b>           | Clear                                                                                                                                                                                                                                                                                                                                                                                                                                                                                                                                                                                                                                                                                                                                                                                                                                                                                                                                                                                                                                                                                                                                                                                                                |
| <b>Comments :</b>             | <p>Subject was incorporated in the year 1993 having a fine track record.</p> <p>It is engaged as wholesaler of computers, computer peripherals equipment and software, electronics and telecommunication equipment and parts.</p> <p>For the financial year 2017, the company has achieved decent growth in its revenue as compared to its previous year but has reported thin profit margin during the year.</p> <p>Rating reflects company's sound financial profile marked by favourable profitability, good network base along with strong debt protection metrics.</p> <p>Rating continue to derive strength from its long established track record of its business operation backed by established market position and extensive experience of the promoters in the industry.</p> <p>However, these rating strengths gets partially offset by highly competitive nature of the industry with presence of other large players and unorganized sector marked by profit margins exposed to fluctuations in the input prices.</p> <p>Payments seems to be regular and as per commitment.</p> <p>In view of aforesaid, the company can be considered for business dealings at usual trade terms and conditions.</p> |

**NOTES:**

**DISCLAIMER :** This Report is **PRIVATE & CONFIDENTIAL** and it is prepared at the request of and for its use by the Subscriber only. The Subscriber shall use the contents of the Report merely as an aid to its business. Mira Inform Private Limited ("MIPL") has collated information/data in the Report, which have not been verified unless otherwise specifically mentioned in the Report. The Subscriber shall independently verify the accuracy and correctness of the information/data before in any way acting upon the same. MIPL shall not be liable for any harm, injury, loss or damage caused to the Subscriber due to default by the Subscriber's debtors/beneficiaries in fulfilling their obligations of any nature whatsoever. This Report or any of its portion shall not be used as a documentary evidence or otherwise before any investigative agencies or forum of law. This Report is confidential and proprietary to MIPL. The Subscriber and/or any other person(s) may not reproduce, publish or disclose any of the contents of the Report to others without the express authorization of MIPL. This Report is prepared and issued to the Subscriber without any risk, responsibility or liability on the part of MIPL or its officials.

Any query related to this report can be made on e-mail: [infodept@mirainform.com](mailto:infodept@mirainform.com) while quoting report number, name and date.

**ECGC Country Risk Classification List**

| Country Name | Previous Rating<br>(30.06.2018) | Current Rating<br>(30.09.2018) |
|--------------|---------------------------------|--------------------------------|
| India        | A1                              | A1                             |

| Risk Category        | ECGC Classification |
|----------------------|---------------------|
| Insignificant        | A1                  |
| Low Risk             | A2                  |
| Moderately Low Risk  | B1                  |
| Moderate Risk        | B2                  |
| Moderately High Risk | C1                  |
| High Risk            | C2                  |
| Very High Risk       | D                   |

**EXTERNAL AGENCY RATING**

|                           |                                                |
|---------------------------|------------------------------------------------|
| <b>Rating Agency Name</b> | ICRA                                           |
| <b>Rating</b>             | Fund Based Limits= A-                          |
| <b>Rating Explanation</b> | Adequate degree of safety and low credit risk. |
| <b>Date</b>               | 19.04.2017                                     |

|                           |                                              |
|---------------------------|----------------------------------------------|
| <b>Rating Agency Name</b> | ICRA                                         |
| <b>Rating</b>             | Non-Fund Based Limits= A2+                   |
| <b>Rating Explanation</b> | Strong degree of safety and low credit risk. |
| <b>Date</b>               | 19.04.2017                                   |

**RBI DEFAULTERS' LIST STATUS**

Subject's name is not enlisted as a defaulter in the publicly available RBI Defaulters' list.

**EPF (Employee Provident Fund) DEFAULTERS' LIST STATUS**

Subject's name is not enlisted as a defaulter in the publicly available EPF (Employee Provident Fund) Defaulters' list as of 31-03-2018.

**BIFR (Board for Industrial & Financial Reconstruction) LISTING STATUS**

**DISCLAIMER** : This Report is **PRIVATE & CONFIDENTIAL** and it is prepared at the request of and for its use by the Subscriber only. The Subscriber shall use the contents of the Report merely as an aid to its business. Mira Inform Private Limited ("MIPL") has collated information/data in the Report, which have not been verified unless otherwise specifically mentioned in the Report. The Subscriber shall independently verify the accuracy and correctness of the information/data before in any way acting upon the same. MIPL shall not be liable for any harm, injury, loss or damage caused to the Subscriber due to default by the Subscriber's debtors/beneficiaries in fulfilling their obligations of any nature whatsoever. This Report or any of its portion shall not be used as a documentary evidence or otherwise before any investigative agencies or forum of law. This Report is confidential and proprietary to MIPL. The Subscriber and/or any other person(s) may not reproduce, publish or disclose any of the contents of the Report to others without the express authorization of MIPL. This Report is prepared and issued to the Subscriber without any risk, responsibility or liability on the part of MIPL or its officials.

Subject's name is not listed as a Sick Unit in the publicly available BIFR (Board for Industrial & Financial Reconstruction) list as of 26.10.2018

**IBBI (Insolvency and Bankruptcy Board of India) LISTING STATUS**

Subject's name is not listed in the publicly available IBBI (Insolvency and Bankruptcy Board of India) list as of report date.

**INFORMATION DENIED BY**

|                      |               |
|----------------------|---------------|
| <b>Name :</b>        | Mr. Krishna   |
| <b>Designation :</b> | Not Divulged  |
| <b>Contact No.:</b>  | 91-8884021321 |
| <b>Date :</b>        | 25.10.2018    |

**Management Non-Cooperative (91-33-22131221)**

**91-33-40371000 – Continuously Ringing**

**LOCATIONS**

|                                                     |                                                                                                                                                                                                                                                                                                                                               |
|-----------------------------------------------------|-----------------------------------------------------------------------------------------------------------------------------------------------------------------------------------------------------------------------------------------------------------------------------------------------------------------------------------------------|
| <b>Registered Office / Corporate Headquarters :</b> | "Supertron House", 2, Cooper Lane, Off R N Mukherjee Road, Hare Street, Kolkata – 700001, West Bengal, India                                                                                                                                                                                                                                  |
| <b>Tel. No.:</b>                                    | 91-33-40371000 / 22131221-25                                                                                                                                                                                                                                                                                                                  |
| <b>Mobile No.:</b>                                  | 91-8884021321 (Mr. Krishna)                                                                                                                                                                                                                                                                                                                   |
| <b>Fax No.:</b>                                     | 91-33-22130366                                                                                                                                                                                                                                                                                                                                |
| <b>E-Mail :</b>                                     | <a href="mailto:rajuchandak@supertronindia.com">rajuchandak@supertronindia.com</a><br><a href="mailto:frontdesk@supertronindia.com">frontdesk@supertronindia.com</a>                                                                                                                                                                          |
| <b>Website :</b>                                    | <a href="http://www.supertronindia.com">www.supertronindia.com</a>                                                                                                                                                                                                                                                                            |
| <b>Service Centre Office :</b>                      | 73, Metcalf Street, 2 <sup>nd</sup> Floor, Kolkata – 700013, West Bengal, India                                                                                                                                                                                                                                                               |
| <b>Tel. No.:</b>                                    | 91-33-22258907                                                                                                                                                                                                                                                                                                                                |
| <b>Fax No.:</b>                                     | 91-33-22259068                                                                                                                                                                                                                                                                                                                                |
| <b>Branch / Satellite Office :</b>                  | <p><b>Located at</b></p> <ul style="list-style-type: none"> <li>❖ <b>EAST</b> <ul style="list-style-type: none"> <li>• Kolkata</li> <li>• Siliguri</li> <li>• Bhubaneswar</li> <li>• Ranchi</li> <li>• Guwahati</li> <li>• Patna</li> </ul> </li> <li>❖ <b>WEST</b> <ul style="list-style-type: none"> <li>• Ahmedabad</li> </ul> </li> </ul> |

**DISCLAIMER :** This Report is **PRIVATE & CONFIDENTIAL** and it is prepared at the request of and for its use by the Subscriber only. The Subscriber shall use the contents of the Report merely as an aid to its business. Mira Inform Private Limited ("MIPL") has collated information/data in the Report, which have not been verified unless otherwise specifically mentioned in the Report. The Subscriber shall independently verify the accuracy and correctness of the information/data before in any way acting upon the same. MIPL shall not be liable for any harm, injury, loss or damage caused to the Subscriber due to default by the Subscriber's debtors/beneficiaries in fulfilling their obligations of any nature whatsoever. This Report or any of its portion shall not be used as a documentary evidence or otherwise before any investigative agencies or forum of law. This Report is confidential and proprietary to MIPL. The Subscriber and/or any other person(s) may not reproduce, publish or disclose any of the contents of the Report to others without the express authorization of MIPL. This Report is prepared and issued to the Subscriber without any risk, responsibility or liability on the part of MIPL or its officials.

|  |                                                                                                                                                                                                                                                                                                                                                                                                                                                                                                                                                                                                                                                                                                                                                                                                                                                               |
|--|---------------------------------------------------------------------------------------------------------------------------------------------------------------------------------------------------------------------------------------------------------------------------------------------------------------------------------------------------------------------------------------------------------------------------------------------------------------------------------------------------------------------------------------------------------------------------------------------------------------------------------------------------------------------------------------------------------------------------------------------------------------------------------------------------------------------------------------------------------------|
|  | <ul style="list-style-type: none"> <li>• Mumbai</li> <li>• Nagpur</li> <li>• Pune</li> <li>• Surat</li> <li>• Goa</li> <li>• Amravati</li> <li>• Raipur</li> <li>• Indore</li> <li>• Bhopal</li> <li>• Jabalpur</li> </ul> <p>❖ <b>NORTH</b></p> <ul style="list-style-type: none"> <li>• Delhi</li> <li>• Ludhiana</li> <li>• Chandigarh</li> <li>• Jaipur</li> <li>• Noida</li> <li>• Dehradun</li> <li>• Ghaziabad</li> <li>• Lucknow</li> <li>• Gurugram</li> <li>• Parwanoo</li> <li>• Jammu</li> <li>• Srinagar</li> </ul> <p>❖ <b>SOUTH</b></p> <ul style="list-style-type: none"> <li>• Bangalore</li> <li>• Chennai</li> <li>• Hyderabad</li> <li>• Kochi/Cochin</li> <li>• Coimbatore</li> <li>• Calicut</li> <li>• Vishakhapatnam</li> <li>• Madurai</li> <li>• Vijayawada</li> <li>• Hubli</li> <li>• Trivandrum</li> <li>• Puducherry</li> </ul> |
|--|---------------------------------------------------------------------------------------------------------------------------------------------------------------------------------------------------------------------------------------------------------------------------------------------------------------------------------------------------------------------------------------------------------------------------------------------------------------------------------------------------------------------------------------------------------------------------------------------------------------------------------------------------------------------------------------------------------------------------------------------------------------------------------------------------------------------------------------------------------------|

**DIRECTORS**

**AS ON 31.03.2018**

|                      |                                                |
|----------------------|------------------------------------------------|
| <b>Name :</b>        | Mr. Vibhor Agarwal                             |
| <b>Designation :</b> | Director                                       |
| <b>Address :</b>     | F-582, Sarita Vihar, New Delhi – 110044, India |

**DISCLAIMER :** This Report is **PRIVATE & CONFIDENTIAL** and it is prepared at the request of and for its use by the Subscriber only. The Subscriber shall use the contents of the Report merely as an aid to its business. Mira Inform Private Limited ("MIPL") has collated information/data in the Report, which have not been verified unless otherwise specifically mentioned in the Report. The Subscriber shall independently verify the accuracy and correctness of the information/data before in any way acting upon the same. MIPL shall not be liable for any harm, injury, loss or damage caused to the Subscriber due to default by the Subscriber's debtors/beneficiaries in fulfilling their obligations of any nature whatsoever. This Report or any of its portion shall not be used as a documentary evidence or otherwise before any investigative agencies or forum of law. This Report is confidential and proprietary to MIPL. The Subscriber and/or any other person(s) may not reproduce, publish or disclose any of the contents of the Report to others without the express authorization of MIPL. This Report is prepared and issued to the Subscriber without any risk, responsibility or liability on the part of MIPL or its officials.

|                              |                                                                          |                   |                 |
|------------------------------|--------------------------------------------------------------------------|-------------------|-----------------|
| <b>Date of Birth/Age :</b>   | 28.09.1969                                                               |                   |                 |
| <b>Qualification :</b>       | B.Com                                                                    |                   |                 |
| <b>Date of Appointment :</b> | 24.03.2004                                                               |                   |                 |
| <b>PAN No.:</b>              | AAWPA3878L                                                               |                   |                 |
| <b>DIN No.:</b>              | 00138809                                                                 |                   |                 |
| <b>Name :</b>                | Mr. Vishnu Kumar Bhandari                                                |                   |                 |
| <b>Designation :</b>         | Director                                                                 |                   |                 |
| <b>Address :</b>             | 2C, Dover Road, Kolkata – 700019, West Bengal, India                     |                   |                 |
| <b>Date of Birth/Age :</b>   | 22.07.1959                                                               |                   |                 |
| <b>Qualification :</b>       | B.Com                                                                    |                   |                 |
| <b>Date of Appointment :</b> | 23.03.1993                                                               |                   |                 |
| <b>PAN No.:</b>              | AENPB2220G                                                               |                   |                 |
| <b>DIN No.:</b>              | 00176658                                                                 |                   |                 |
| <b>Other Directorship:</b>   |                                                                          |                   |                 |
| <b>CIN/FCRN</b>              | <b>Company Name</b>                                                      | <b>Begin Date</b> | <b>End Date</b> |
| U51109WB1968PTC027375        | M K DISTRIBUTORS PVT LTD                                                 | 13/11/2009        | -               |
| U70101WB1985PTC038436        | R G TRADERS PVT LTD                                                      | 07/06/2003        | -               |
| U65910WB1994PLC062149        | IVORY FINVEST LTD                                                        | 02/12/2004        | -               |
| U51109WB2005PTC101901        | CLARITY COMMERCIAL PRIVATE LIMITED                                       | 10/06/2008        | -               |
| U64200WB2010PTC146959        | SUPERTRON TELECOMMUNICATIONS PRIVATE LIMITED                             | 07/05/2010        | -               |
| U72900WB2011PTC166679        | SUPERTRON INFOTECH PRIVATE LIMITED                                       | 22/08/2011        | -               |
| U93030MH2013NPL239265        | TECHNOLOGY DISTRIBUTION ASSOCIATION OF INDIA                             | 20/01/2014        | -               |
| <b>Name :</b>                | Mr. Deepak Bhandari                                                      |                   |                 |
| <b>Designation :</b>         | Director                                                                 |                   |                 |
| <b>Address :</b>             | 2C, Dover Road, Kolkata – 700019, West Bengal, India                     |                   |                 |
| <b>Date of Birth/Age :</b>   | 21.06.1974                                                               |                   |                 |
| <b>Qualification :</b>       | B.Com                                                                    |                   |                 |
| <b>Date of Appointment :</b> | 10.04.2006                                                               |                   |                 |
| <b>PAN No.:</b>              | AEIPB8309K                                                               |                   |                 |
| <b>DIN No.:</b>              | 00852720                                                                 |                   |                 |
| <b>Other Directorship:</b>   |                                                                          |                   |                 |
| <b>CIN/FCRN</b>              | <b>Company Name</b>                                                      | <b>Begin Date</b> | <b>End Date</b> |
| U51109WB1968PTC027375        | M K DISTRIBUTORS PVT LTD                                                 | 13/11/2009        | -               |
| U65910WB1994PLC062149        | IVORY FINVEST LTD                                                        | 02/12/2004        | -               |
| U64200WB2010PTC146959        | SUPERTRON TELECOMMUNICATIONS PRIVATE LIMITED                             | 07/05/2010        | -               |
| U72900WB2011PTC166679        | SUPERTRON INFOTECH PRIVATE LIMITED                                       | 22/08/2011        | -               |
| <b>Name :</b>                | Mr. Nirmal Kumar Meharia                                                 |                   |                 |
| <b>Designation :</b>         | Director                                                                 |                   |                 |
| <b>Address :</b>             | 8, Kulipara, Kashibati P.O. Makhla, Hooghly – 712245, West Bengal, India |                   |                 |

|                              |                                              |                   |                 |
|------------------------------|----------------------------------------------|-------------------|-----------------|
| <b>Date of Birth/Age :</b>   | 25.12.1961                                   |                   |                 |
| <b>Qualification :</b>       | Cost Accountant                              |                   |                 |
| <b>Date of Appointment :</b> | 03.07.2010                                   |                   |                 |
| <b>PAN No.:</b>              | AFAPM4299J                                   |                   |                 |
| <b>DIN No.:</b>              | 03152656                                     |                   |                 |
| <b>Other Directorship:</b>   |                                              |                   |                 |
| <b>CIN/FCRN</b>              | <b>Company Name</b>                          | <b>Begin Date</b> | <b>End Date</b> |
| U64200WB2010PTC146959        | SUPERTRON TELECOMMUNICATIONS PRIVATE LIMITED | 03/07/2010        | -               |

**KEY EXECUTIVES**

|                              |                                                                          |
|------------------------------|--------------------------------------------------------------------------|
| <b>Name :</b>                | Mr. Vishnu Kumar Bhandari                                                |
| <b>Designation :</b>         | Chief Executive Officer                                                  |
| <b>Address :</b>             | 2C, Dover Road, Kolkata – 700019, West Bengal, India                     |
| <b>Date of Birth/Age :</b>   | 22.07.1959                                                               |
| <b>Date of Appointment :</b> | 19.01.2015                                                               |
| <b>PAN No:</b>               | AENPB2220G                                                               |
| <b>Name :</b>                | Mr. Nirmal Kumar Meharia                                                 |
| <b>Designation :</b>         | Chief Finance Officer                                                    |
| <b>Address :</b>             | 8, Kulipara, Kashibati P.O. Makhla, Hooghly – 712245, West Bengal, India |
| <b>Date of Birth/Age :</b>   | 25.12.1961                                                               |
| <b>Date of Appointment :</b> | 19.01.2015                                                               |
| <b>PAN No:</b>               | AFAPM4299J                                                               |
| <b>Name :</b>                | Mr. Raju Chandak                                                         |
| <b>Designation :</b>         | Company Secretary                                                        |
| <b>Address :</b>             | 50, Cotton Street, Kolkata – 700007, West Bengal, India                  |
| <b>Date of Birth/Age :</b>   | 06.01.1976                                                               |
| <b>Date of Appointment :</b> | 17.07.2009                                                               |
| <b>PAN No:</b>               | ADJPC9919N                                                               |

**MAJOR SHAREHOLDERS**

**AS ON 31.03.2017**

| <b>Names of Shareholders</b>              | <b>No. of Shares</b> |
|-------------------------------------------|----------------------|
| Swarnim Engineering Works Private Limited | 528125               |
| Supercomp Electronics Private Limited     | 876250               |
| R.G. Traders Private Limited              | 750000               |
| M K Distributors Private Limited          | 834000               |
| Progressive Vinimay Private Limited       | 1427000              |

**DISCLAIMER :** This Report is **PRIVATE & CONFIDENTIAL** and it is prepared at the request of and for its use by the Subscriber only. The Subscriber shall use the contents of the Report merely as an aid to its business. Mira Inform Private Limited ("MIPL") has collated information/data in the Report, which have not been verified unless otherwise specifically mentioned in the Report. The Subscriber shall independently verify the accuracy and correctness of the information/data before in any way acting upon the same. MIPL shall not be liable for any harm, injury, loss or damage caused to the Subscriber due to default by the Subscriber's debtors/beneficiaries in fulfilling their obligations of any nature whatsoever. This Report or any of its portion shall not be used as a documentary evidence or otherwise before any investigative agencies or forum of law. This Report is confidential and proprietary to MIPL. The Subscriber and/or any other person(s) may not reproduce, publish or disclose any of the contents of the Report to others without the express authorization of MIPL. This Report is prepared and issued to the Subscriber without any risk, responsibility or liability on the part of MIPL or its officials.

|                                     |  |                 |
|-------------------------------------|--|-----------------|
| Karmayogi Securites Private Limited |  | 10000           |
| Ivory Finvest Limited               |  | 1269000         |
| Vishnu Kumar Bhandari- Director     |  | 1839600         |
| Nirmala Devi Somani                 |  | 500             |
| Deepak Bhandari - Director          |  | 767000          |
| Shobha Bhandari                     |  | 370400          |
| Gayatri Devi Bhandari               |  | 13750           |
| Madhur Bhandari                     |  | 9375            |
| Raj Bhandari                        |  | 250             |
| Ruchir Bhandari                     |  | 700250          |
| Bhagwani Devi Bhandari              |  | 250             |
| Vishnu Kumar Bhandari (HUF)         |  | 909750          |
| Manohar Lal Bhandari                |  | 8000            |
| Nupur Bhandari                      |  | 31000           |
| Shivani Rahul Somani                |  | 100             |
| Vipul Bhandari                      |  | 140000          |
| <b>Total</b>                        |  | <b>10484600</b> |

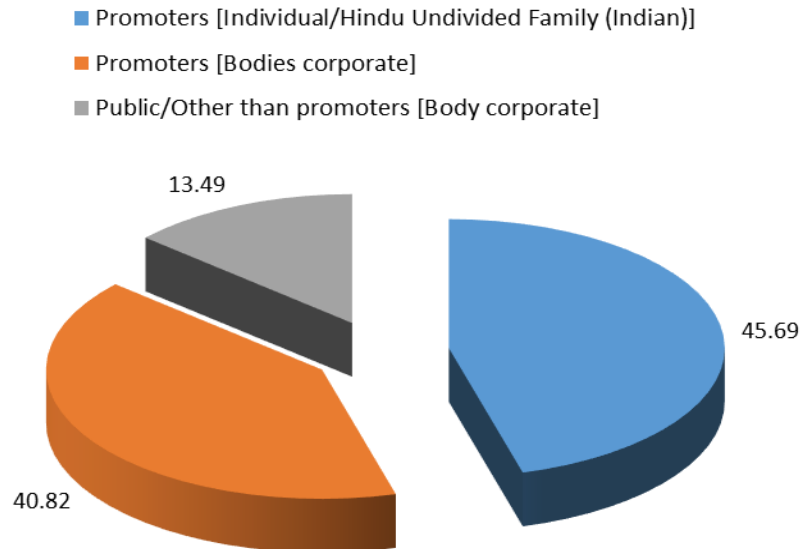
**Equity Share Break up (Percentage of Total Equity)**

**AS ON 29.09.2017**

| <b>Category</b>                                        | <b>Percentage</b> |
|--------------------------------------------------------|-------------------|
| Promoters [Individual/Hindu Undivided Family (Indian)] | 45.69             |
| Promoters [Bodies corporate]                           | 40.82             |
| Public/Other than promoters [Body corporate]           | 13.49             |
| <b>Total</b>                                           | <b>100.00</b>     |

**DISCLAIMER** : This Report is **PRIVATE & CONFIDENTIAL** and it is prepared at the request of and for its use by the Subscriber only. The Subscriber shall use the contents of the Report merely as an aid to its business. Mira Inform Private Limited ("MIPL") has collated information/data in the Report, which have not been verified unless otherwise specifically mentioned in the Report. The Subscriber shall independently verify the accuracy and correctness of the information/data before in any way acting upon the same. MIPL shall not be liable for any harm, injury, loss or damage caused to the Subscriber due to default by the Subscriber's debtors/beneficiaries in fulfilling their obligations of any nature whatsoever. This Report or any of its portion shall not be used as a documentary evidence or otherwise before any investigative agencies or forum of law. This Report is confidential and proprietary to MIPL. The Subscriber and/or any other person(s) may not reproduce, publish or disclose any of the contents of the Report to others without the express authorization of MIPL. This Report is prepared and issued to the Subscriber without any risk, responsibility or liability on the part of MIPL or its officials.

### Share holding pattern



### BUSINESS DETAILS

|                              |                                                                                                                                                    |                 |
|------------------------------|----------------------------------------------------------------------------------------------------------------------------------------------------|-----------------|
| <b>Line of Business :</b>    | Wholesaler of computers, computer peripherals equipment and software, electronics and telecommunication equipment and parts. [Registered Activity] |                 |
| <b>Products / Services :</b> | <b>Name and Description of main products / services</b>                                                                                            | <b>ITC Code</b> |
|                              | Computer and Computer Peripherals                                                                                                                  | 84714190        |
|                              | Computer and Computer Peripherals                                                                                                                  | 84717020        |
|                              | Mobiles                                                                                                                                            | 85171290        |
|                              | Computer and Computer Peripherals                                                                                                                  | 84713090        |
| <b>Brand Names :</b>         | Not Available                                                                                                                                      |                 |
| <b>Agencies Held :</b>       | Not Available                                                                                                                                      |                 |
| <b>Exports :</b>             | Not Divulged                                                                                                                                       |                 |
| <b>Imports :</b>             | Not Divulged                                                                                                                                       |                 |
| <b>Terms :</b>               | Not Divulged                                                                                                                                       |                 |

### PRODUCTION STATUS – (NOT AVAILABLE)

**DISCLAIMER :** This Report is **PRIVATE & CONFIDENTIAL** and it is prepared at the request of and for its use by the Subscriber only. The Subscriber shall use the contents of the Report merely as an aid to its business. Mira Inform Private Limited ("MIPL") has collated information/data in the Report, which have not been verified unless otherwise specifically mentioned in the Report. The Subscriber shall independently verify the accuracy and correctness of the information/data before in any way acting upon the same. MIPL shall not be liable for any harm, injury, loss or damage caused to the Subscriber due to default by the Subscriber's debtors/beneficiaries in fulfilling their obligations of any nature whatsoever. This Report or any of its portion shall not be used as a documentary evidence or otherwise before any investigative agencies or forum of law. This Report is confidential and proprietary to MIPL. The Subscriber and/or any other person(s) may not reproduce, publish or disclose any of the contents of the Report to others without the express authorization of MIPL. This Report is prepared and issued to the Subscriber without any risk, responsibility or liability on the part of MIPL or its officials.

**GENERAL INFORMATION**

|                           |                                                       |                                                                                  |                       |
|---------------------------|-------------------------------------------------------|----------------------------------------------------------------------------------|-----------------------|
| <b>Suppliers :</b>        | <b>Reference :</b>                                    | Not Divulged                                                                     |                       |
|                           | <b>Name of the Person :</b>                           | --                                                                               |                       |
|                           | <b>Contact No.:</b>                                   | --                                                                               |                       |
|                           | <b>Since How Long Known :</b>                         | --                                                                               |                       |
|                           | <b>Maximum Limit Dealt :</b>                          | --                                                                               |                       |
|                           | <b>Experience :</b>                                   | --                                                                               |                       |
|                           | <b>Remark :</b>                                       | --                                                                               |                       |
| <b>Customers :</b>        | <b>Reference :</b>                                    | Not Divulged                                                                     |                       |
|                           | <b>Name of the Person :</b>                           | --                                                                               |                       |
|                           | <b>Contact No.:</b>                                   | --                                                                               |                       |
|                           | <b>Since How Long Known :</b>                         | --                                                                               |                       |
|                           | <b>Maximum Limit Dealt :</b>                          | --                                                                               |                       |
|                           | <b>Experience :</b>                                   | --                                                                               |                       |
|                           | <b>Remark :</b>                                       | --                                                                               |                       |
| <b>No. of Employees :</b> | Information denied by the management                  |                                                                                  |                       |
| <b>Bankers :</b>          | <b>Banker Name :</b>                                  | State Bank of India                                                              |                       |
|                           | <b>Branch :</b>                                       | Commercial Branch, Kolkata 24, Park Street, Kolkata – 700016, West Bengal, India |                       |
|                           | <b>Person Name (With Designation) :</b>               | --                                                                               |                       |
|                           | <b>Contact Number :</b>                               | --                                                                               |                       |
|                           | <b>Name of Account Holder :</b>                       | --                                                                               |                       |
|                           | <b>Account Number :</b>                               | --                                                                               |                       |
|                           | <b>Account Since (Date/Year of Account Opening) :</b> | --                                                                               |                       |
|                           | <b>Average Balance Maintained :</b>                   | --                                                                               |                       |
|                           | <b>Credit Facilities Enjoyed (CC/OD/Term Loan) :</b>  | --                                                                               |                       |
|                           | <b>Account Operation :</b>                            | --                                                                               |                       |
| <b>Remark :</b>           | --                                                    |                                                                                  |                       |
| <b>Facilities :</b>       | <b>SECURED LOANS</b>                                  | <b>31.03.2017</b>                                                                | <b>31.03.2016</b>     |
|                           |                                                       | <b>INR In Million</b>                                                            | <b>INR In Million</b> |
|                           | <b>LONG TERM BORROWINGS</b>                           |                                                                                  |                       |
|                           | Other loans and advances                              | 5.183                                                                            | 5.667                 |
|                           | <b>SHORT TERM BORROWINGS</b>                          |                                                                                  |                       |
|                           | Working capital loans from banks                      | 1027.571                                                                         | 959.866               |
| <b>Total</b>              | <b>1032.754</b>                                       | <b>965.533</b>                                                                   |                       |

**DISCLAIMER :** This Report is **PRIVATE & CONFIDENTIAL** and it is prepared at the request of and for its use by the Subscriber only. The Subscriber shall use the contents of the Report merely as an aid to its business. Mira Inform Private Limited ("MIPL") has collated information/data in the Report, which have not been verified unless otherwise specifically mentioned in the Report. The Subscriber shall independently verify the accuracy and correctness of the information/data before in any way acting upon the same. MIPL shall not be liable for any harm, injury, loss or damage caused to the Subscriber due to default by the Subscriber's debtors/beneficiaries in fulfilling their obligations of any nature whatsoever. This Report or any of its portion shall not be used as a documentary evidence or otherwise before any investigative agencies or forum of law. This Report is confidential and proprietary to MIPL. The Subscriber and/or any other person(s) may not reproduce, publish or disclose any of the contents of the Report to others without the express authorization of MIPL. This Report is prepared and issued to the Subscriber without any risk, responsibility or liability on the part of MIPL or its officials.

|                                                                                                        |                                                                                                                                                                                                                                                                       |
|--------------------------------------------------------------------------------------------------------|-----------------------------------------------------------------------------------------------------------------------------------------------------------------------------------------------------------------------------------------------------------------------|
| <b>Auditors :</b>                                                                                      |                                                                                                                                                                                                                                                                       |
| <b>Name :</b>                                                                                          | More V and Company<br>Chartered Accountants                                                                                                                                                                                                                           |
| <b>Address :</b>                                                                                       | 16-B, Robert Street, Kolkata – 700012, West Bengal, India                                                                                                                                                                                                             |
| <b>PAN No.:</b>                                                                                        | ADAPB6584F                                                                                                                                                                                                                                                            |
| <b>Memberships :</b>                                                                                   | Not Available                                                                                                                                                                                                                                                         |
| <b>Collaborators :</b>                                                                                 | Not Available                                                                                                                                                                                                                                                         |
| <b>Enterprises in which the Key Management Personnel and his relatives have substantial interest :</b> | <ul style="list-style-type: none"> <li>• Ivory Finvest Limited</li> <li>• R. G. Traders Private Limited</li> <li>• Supertron Telecommunications Private Limited</li> <li>• M.K. Distributors Private Limited</li> <li>• Supertron Infotech Private Limited</li> </ul> |
| <b>Relative of Key Management Personnel :</b>                                                          | <ul style="list-style-type: none"> <li>• Vishnu Kumar Bhandari (HUF)</li> </ul>                                                                                                                                                                                       |

**CAPITAL STRUCTURE**

**AFTER 31.03.2017**

**Authorised Capital : INR 150.000 Million**

**Issued, Subscribed & Paid-up Capital : INR 104.936 Million**

**AS ON 31.03.2017**

**Authorised Capital :**

| No. of Shares | Type          | Value         | Amount              |
|---------------|---------------|---------------|---------------------|
| 15000000      | Equity Shares | INR 10/- each | INR 150.000 Million |

**Issued, Subscribed & Paid-up Capital :**

| No. of Shares | Type          | Value         | Amount              |
|---------------|---------------|---------------|---------------------|
| 10484600      | Equity Shares | INR 10/- each | INR 104.846 Million |

**FINANCIAL DATA**  
*[all figures are in INR Million]*

**ABRIDGED BALANCE SHEET**

| SOURCES OF FUNDS                              | 31.03.2017      | 31.03.2016      | 31.03.2015      |
|-----------------------------------------------|-----------------|-----------------|-----------------|
| <b>I. EQUITY AND LIABILITIES</b>              |                 |                 |                 |
| (1) Shareholders' Funds                       |                 |                 |                 |
| (a) Share Capital                             | 104.846         | 103.721         | 102.221         |
| (b) Reserves & Surplus                        | 1039.742        | 821.310         | 634.647         |
| (c) Money received against share warrants     | 0.000           | 0.000           | 0.000           |
| (2) Share Application money pending allotment | 0.000           | 0.000           | 0.000           |
| <b>Total Shareholders' Funds (1) + (2)</b>    | <b>1144.588</b> | <b>925.031</b>  | <b>736.868</b>  |
| (3) Non-Current Liabilities                   |                 |                 |                 |
| (a) Long-term borrowings                      | 16.483          | 35.167          | 22.564          |
| (b) Deferred tax liabilities (Net)            | 2.446           | 21.524          | 0.912           |
| (c) Other long term liabilities               | 0.000           | 0.000           | 0.000           |
| (d) Long-term provisions                      | 0.000           | 0.000           | 0.000           |
| <b>Total Non-current Liabilities (3)</b>      | <b>18.929</b>   | <b>56.691</b>   | <b>23.476</b>   |
| (4) Current Liabilities                       |                 |                 |                 |
| (a) Short term borrowings                     | 1060.071        | 1051.466        | 1098.361        |
| (b) Trade payables                            | 5217.198        | 4487.751        | 3606.604        |
| (c) Other current liabilities                 | 256.083         | 197.523         | 126.106         |
| (d) Short-term provisions                     | 45.778          | 3.198           | 10.736          |
| <b>Total Current Liabilities (4)</b>          | <b>6579.130</b> | <b>5739.938</b> | <b>4841.807</b> |
| <b>TOTAL</b>                                  | <b>7742.647</b> | <b>6721.660</b> | <b>5602.151</b> |
| <b>II. ASSETS</b>                             |                 |                 |                 |
| (1) Non-current assets                        |                 |                 |                 |
| (a) Fixed Assets                              |                 |                 |                 |
| (i) Tangible assets                           | 91.998          | 86.782          | 81.894          |
| (ii) Intangible Assets                        | 1.170           | 0.984           | 1.451           |
| (iii) Capital work-in-progress                | 0.000           | 0.000           | 0.000           |
| (iv) Intangible assets under development      | 0.000           | 0.000           | 0.000           |
| (b) Non-current Investments                   | 0.049           | 0.049           | 0.124           |
| (c) Deferred tax assets (net)                 | 0.000           | 0.000           | 0.000           |
| (d) Long-term Loan and Advances               | 19.961          | 15.328          | 18.864          |
| (e) Other Non-current assets                  | 0.000           | 0.000           | 0.000           |
| <b>Total Non-Current Assets</b>               | <b>113.178</b>  | <b>103.143</b>  | <b>102.333</b>  |

**DISCLAIMER** : This Report is **PRIVATE & CONFIDENTIAL** and it is prepared at the request of and for its use by the Subscriber only. The Subscriber shall use the contents of the Report merely as an aid to its business. Mira Inform Private Limited ("MIPL") has collated information/data in the Report, which have not been verified unless otherwise specifically mentioned in the Report. The Subscriber shall independently verify the accuracy and correctness of the information/data before in any way acting upon the same. MIPL shall not be liable for any harm, injury, loss or damage caused to the Subscriber due to default by the Subscriber's debtors/beneficiaries in fulfilling their obligations of any nature whatsoever. This Report or any of its portion shall not be used as a documentary evidence or otherwise before any investigative agencies or forum of law. This Report is confidential and proprietary to MIPL. The Subscriber and/or any other person(s) may not reproduce, publish or disclose any of the contents of the Report to others without the express authorization of MIPL. This Report is prepared and issued to the Subscriber without any risk, responsibility or liability on the part of MIPL or its officials.

|                                   |                 |                 |                 |
|-----------------------------------|-----------------|-----------------|-----------------|
| (2) Current assets                |                 |                 |                 |
| (a) Current investments           | 0.000           | 0.000           | 0.000           |
| (b) Inventories                   | 3274.523        | 3114.551        | 2612.986        |
| (c) Trade receivables             | 3404.068        | 2602.916        | 2114.464        |
| (d) Cash and cash equivalents     | 835.998         | 734.173         | 638.616         |
| (e) Short-term loans and advances | 114.880         | 166.877         | 133.752         |
| (f) Other current assets          | 0.000           | 0.000           | 0.000           |
| <b>Total Current Assets</b>       | <b>7629.469</b> | <b>6618.517</b> | <b>5499.818</b> |
|                                   |                 |                 |                 |
| <b>TOTAL</b>                      | <b>7742.647</b> | <b>6721.660</b> | <b>5602.151</b> |

**PROFIT & LOSS ACCOUNT**

|             | PARTICULARS                                                                   | 31.03.2017       | 31.03.2016       | 31.03.2015       |
|-------------|-------------------------------------------------------------------------------|------------------|------------------|------------------|
|             | <b>SALES</b>                                                                  |                  |                  |                  |
|             | Total Revenue from operations                                                 | 27507.191        | 22584.440        | 18785.512        |
|             | Other Income                                                                  | 93.553           | 92.970           | 71.149           |
|             | <b>TOTAL</b>                                                                  | <b>27600.744</b> | <b>22677.410</b> | <b>18856.661</b> |
|             |                                                                               |                  |                  |                  |
| <b>Less</b> | <b>EXPENSES</b>                                                               |                  |                  |                  |
|             | Purchases of Stock-in-Trade                                                   | 26139.129        | 21957.375        | 19171.767        |
|             | Changes in inventories of finished goods, work-in-progress and Stock-in-Trade | (159.972)        | (501.565)        | (1116.069)       |
|             | Employee benefit expense                                                      | 504.937          | 328.602          | 154.124          |
|             | CSR expenditure                                                               | 5.850            | 3.754            | 0.384            |
|             | Other expenses                                                                | 438.054          | 318.872          | 218.760          |
|             | <b>TOTAL</b>                                                                  | <b>26927.998</b> | <b>22107.038</b> | <b>18428.966</b> |
|             |                                                                               |                  |                  |                  |
|             | <b>PROFIT/ (LOSS) BEFORE INTEREST, TAX, DEPRECIATION AND AMORTISATION</b>     | <b>672.746</b>   | <b>570.372</b>   | <b>427.695</b>   |
|             |                                                                               |                  |                  |                  |
| <b>Less</b> | <b>FINANCIAL EXPENSES</b>                                                     | <b>322.154</b>   | <b>273.359</b>   | <b>230.306</b>   |
|             |                                                                               |                  |                  |                  |
|             | <b>PROFIT / (LOSS) BEFORE TAX, DEPRECIATION AND AMORTISATION</b>              | <b>350.592</b>   | <b>297.013</b>   | <b>197.389</b>   |
|             |                                                                               |                  |                  |                  |
| <b>Less</b> | <b>DEPRECIATION/ AMORTISATION</b>                                             | <b>8.141</b>     | <b>6.545</b>     | <b>8.321</b>     |
|             |                                                                               |                  |                  |                  |
|             | <b>PROFIT/ (LOSS) BEFORE TAX</b>                                              | <b>342.451</b>   | <b>290.468</b>   | <b>189.068</b>   |
|             |                                                                               |                  |                  |                  |
| <b>Less</b> | <b>TAX</b>                                                                    | <b>123.422</b>   | <b>103.851</b>   | <b>62.499</b>    |
|             |                                                                               |                  |                  |                  |
|             | <b>PROFIT/ (LOSS) AFTER TAX</b>                                               | <b>219.029</b>   | <b>186.617</b>   | <b>126.569</b>   |
|             |                                                                               |                  |                  |                  |
|             | <b>EARNINGS IN FOREIGN CURRENCY</b>                                           |                  |                  |                  |

**DISCLAIMER** : This Report is **PRIVATE & CONFIDENTIAL** and it is prepared at the request of and for its use by the Subscriber only. The Subscriber shall use the contents of the Report merely as an aid to its business. Mira Inform Private Limited ("MIPL") has collated information/data in the Report, which have not been verified unless otherwise specifically mentioned in the Report. The Subscriber shall independently verify the accuracy and correctness of the information/data before in any way acting upon the same. MIPL shall not be liable for any harm, injury, loss or damage caused to the Subscriber due to default by the Subscriber's debtors/beneficiaries in fulfilling their obligations of any nature whatsoever. This Report or any of its portion shall not be used as a documentary evidence or otherwise before any investigative agencies or forum of law. This Report is confidential and proprietary to MIPL. The Subscriber and/or any other person(s) may not reproduce, publish or disclose any of the contents of the Report to others without the express authorization of MIPL. This Report is prepared and issued to the Subscriber without any risk, responsibility or liability on the part of MIPL or its officials.

|                                          |                 |                 |                 |
|------------------------------------------|-----------------|-----------------|-----------------|
| F.O.B. Value of Exports                  | 74.393          | 224.369         | 0.000           |
| <b>TOTAL EARNINGS</b>                    | <b>74.393</b>   | <b>224.369</b>  | <b>0.000</b>    |
| <b>IMPORTS</b>                           |                 |                 |                 |
| Raw Materials                            | 8609.557        | 5551.202        | 3442.621        |
| <b>TOTAL IMPORTS</b>                     | <b>8609.557</b> | <b>5551.202</b> | <b>3442.621</b> |
| <b>Earnings / (Loss) Per Share (INR)</b> | <b>21.11</b>    | <b>18.25</b>    | <b>12.86</b>    |

**CURRENT MATURITIES OF LONG TERM DEBT DETAILS**

| Particulars                                        | 31.03.2017 | 31.03.2016 | 31.03.2015 |
|----------------------------------------------------|------------|------------|------------|
| Current Maturities of Long term debt               | 2.062      | 1.982      | 1.200      |
| Cash generated from operations                     | NA         | NA         | NA         |
| Net cash flows from (used in) operations           | 347.156    | 324.349    | (184.170)  |
| Net cash flows from (used in) operating activities | 347.156    | 324.349    | (184.170)  |

**KEY RATIOS**

**EFFICIENCY RATIOS**

| PARTICULARS                                                       | 31.03.2017 | 31.03.2016 | 31.03.2015 |
|-------------------------------------------------------------------|------------|------------|------------|
| Average Collection Days<br>(Sundry Debtors / Income * 365 Days)   | 45.17      | 42.07      | 41.08      |
| Account Receivables Turnover<br>(Income / Sundry Debtors)         | 8.08       | 8.68       | 8.88       |
| Average Payment Days<br>(Sundry Creditors / Purchases * 365 Days) | 72.85      | 74.60      | 68.66      |
| Inventory Turnover<br>(Operating Income / Inventories)            | 0.21       | 0.18       | 0.16       |
| Asset Turnover<br>(Operating Income / Net Fixed Assets)           | 7.22       | 6.50       | 5.13       |

**LEVERAGE RATIOS**

| PARTICULARS                                                      | 31.03.2017 | 31.03.2016 | 31.03.2015 |
|------------------------------------------------------------------|------------|------------|------------|
| Debt Ratio<br>((Borrowing + Current Liabilities) / Total Assets) | 0.85       | 0.86       | 0.87       |

**DISCLAIMER** : This Report is **PRIVATE & CONFIDENTIAL** and it is prepared at the request of and for its use by the Subscriber only. The Subscriber shall use the contents of the Report merely as an aid to its business. Mira Inform Private Limited ("MIPL") has collated information/data in the Report, which have not been verified unless otherwise specifically mentioned in the Report. The Subscriber shall independently verify the accuracy and correctness of the information/data before in any way acting upon the same. MIPL shall not be liable for any harm, injury, loss or damage caused to the Subscriber due to default by the Subscriber's debtors/beneficiaries in fulfilling their obligations of any nature whatsoever. This Report or any of its portion shall not be used as a documentary evidence or otherwise before any investigative agencies or forum of law. This Report is confidential and proprietary to MIPL. The Subscriber and/or any other person(s) may not reproduce, publish or disclose any of the contents of the Report to others without the express authorization of MIPL. This Report is prepared and issued to the Subscriber without any risk, responsibility or liability on the part of MIPL or its officials.

|                                                                      |      |      |      |
|----------------------------------------------------------------------|------|------|------|
| Debt Equity Ratio<br>(Total Liability / Networth)                    | 0.94 | 1.18 | 1.52 |
| Current Liabilities to Networth<br>(Current Liabilities / Net Worth) | 5.75 | 6.21 | 6.57 |
| Fixed Assets to Networth<br>(Net Fixed Assets / Networth)            | 0.08 | 0.09 | 0.11 |
| Interest Coverage Ratio<br>(PBIT / Financial Charges)                | 2.09 | 2.09 | 1.86 |

**PROFITABILITY RATIOS**

| PARTICULARS                                            |   | 31.03.2017 | 31.03.2016 | 31.03.2015 |
|--------------------------------------------------------|---|------------|------------|------------|
| PAT to Sales<br>((PAT / Sales) * 100)                  | % | 0.80       | 0.83       | 0.67       |
| Return on Total Assets<br>((PAT / Total Assets) * 100) | % | 2.83       | 2.78       | 2.26       |
| Return on Investment (ROI)<br>((PAT / Networth) * 100) | % | 19.14      | 20.17      | 17.18      |

**SOLVENCY RATIOS**

| PARTICULARS                                                                   |  | 31.03.2017 | 31.03.2016 | 31.03.2015 |
|-------------------------------------------------------------------------------|--|------------|------------|------------|
| Current Ratio<br>(Current Assets / Current Liabilities)                       |  | 1.16       | 1.15       | 1.14       |
| Quick Ratio<br>((Current Assets - Inventories) / Current Liabilities)         |  | 0.66       | 0.61       | 0.60       |
| G-Score Ratio Financial<br>(Networth / Total Assets)                          |  | 0.15       | 0.14       | 0.13       |
| G-Score Ratio Debt<br>(Debts / Equity Capital)                                |  | 10.29      | 10.50      | 10.98      |
| G-Score Ratio Liquidity<br>(Total Current Assets / Total Current Liabilities) |  | 1.16       | 1.15       | 1.14       |

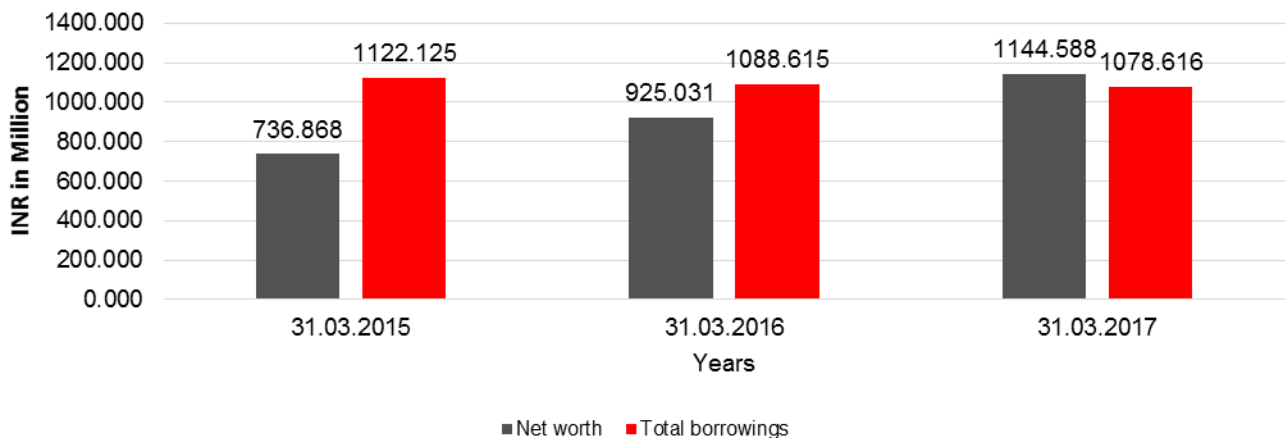
Total Liability = Short-term Debt + Long-term Debt + Current Maturities of Long-term debts

**FINANCIAL ANALYSIS**  
*[all figures are in INR Million]*

**DEBT EQUITY RATIO**

| Particular                            | 31.03.2015<br>(INR In Million) | 31.03.2016<br>(INR In Million) | 31.03.2017<br>(INR In Million) |
|---------------------------------------|--------------------------------|--------------------------------|--------------------------------|
| Share Capital                         | 102.221                        | 103.721                        | 104.846                        |
| Reserves & Surplus                    | 634.647                        | 821.310                        | 1039.742                       |
| <b>Net worth</b>                      | <b>736.868</b>                 | <b>925.031</b>                 | <b>1144.588</b>                |
| Long-term borrowings                  | 22.564                         | 35.167                         | 16.483                         |
| Short term borrowings                 | 1098.361                       | 1051.466                       | 1060.071                       |
| Current maturities of long-term debts | 1.200                          | 1.982                          | 2.062                          |
| <b>Total borrowings</b>               | <b>1122.125</b>                | <b>1088.615</b>                | <b>1078.616</b>                |
| <b>Debt/Equity ratio</b>              | <b>1.523</b>                   | <b>1.177</b>                   | <b>0.942</b>                   |

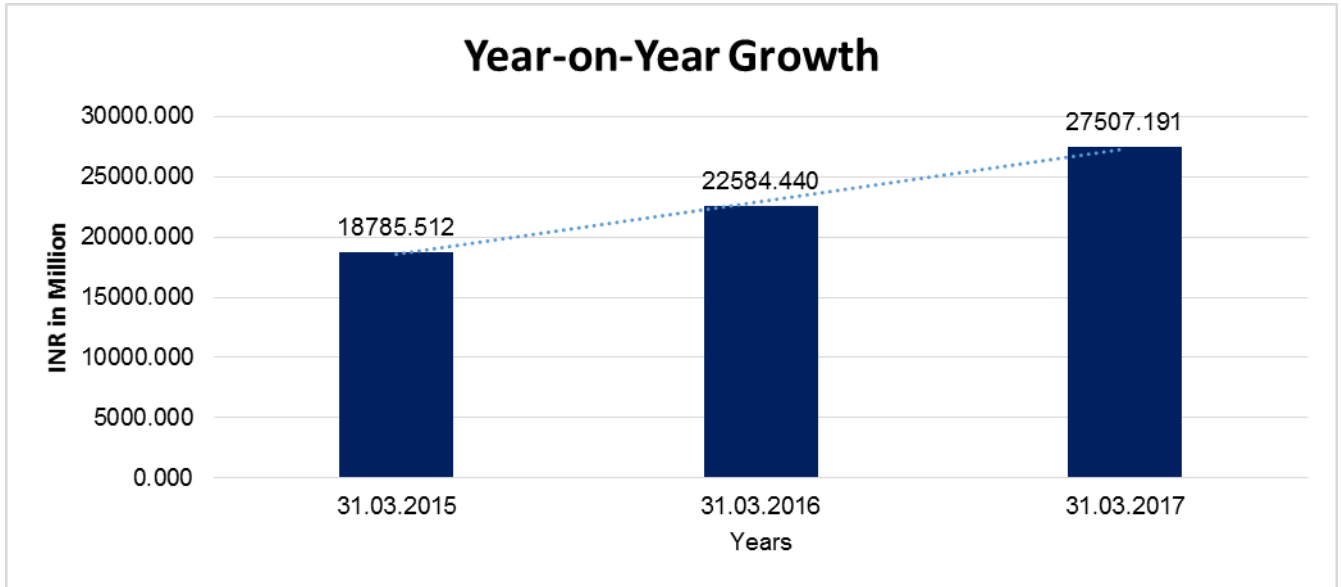
**Debt to Equity**



**YEAR-ON-YEAR GROWTH**

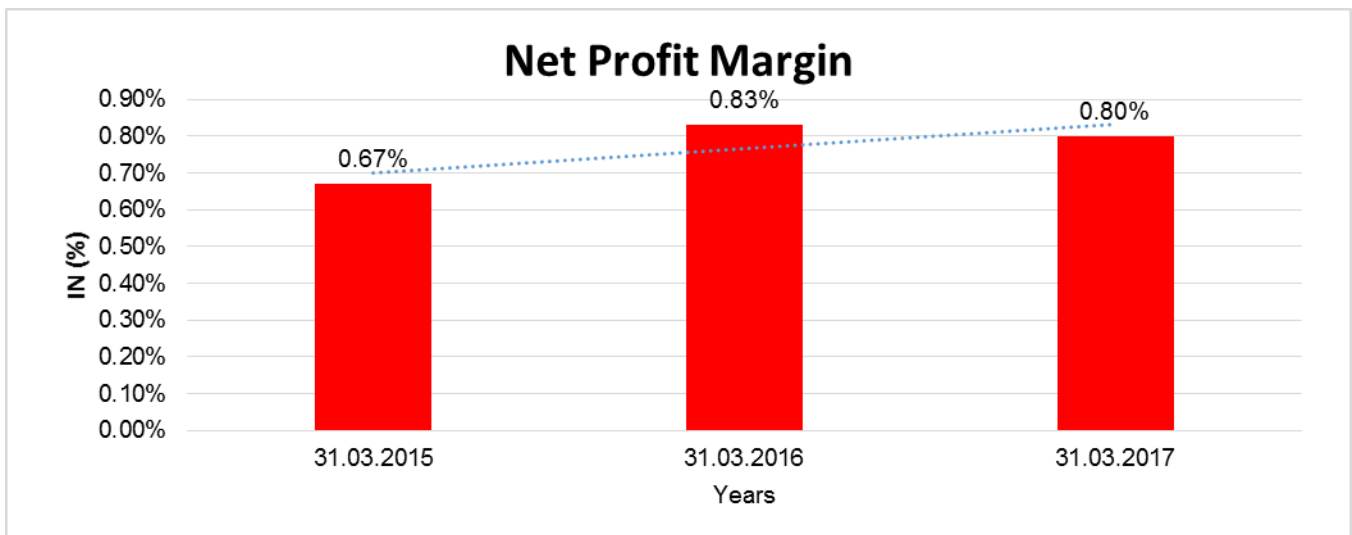
| Year on Year Growth | 31.03.2015<br>(INR In Million) | 31.03.2016<br>(INR In Million) | 31.03.2017<br>(INR In Million) |
|---------------------|--------------------------------|--------------------------------|--------------------------------|
| Sales               | 18785.512                      | 22584.440                      | 27507.191                      |
|                     |                                | <b>20.223</b>                  | <b>21.797</b>                  |

**DISCLAIMER** : This Report is **PRIVATE & CONFIDENTIAL** and it is prepared at the request of and for its use by the Subscriber only. The Subscriber shall use the contents of the Report merely as an aid to its business. Mira Inform Private Limited ("MIPL") has collated information/data in the Report, which have not been verified unless otherwise specifically mentioned in the Report. The Subscriber shall independently verify the accuracy and correctness of the information/data before in any way acting upon the same. MIPL shall not be liable for any harm, injury, loss or damage caused to the Subscriber due to default by the Subscriber's debtors/beneficiaries in fulfilling their obligations of any nature whatsoever. This Report or any of its portion shall not be used as a documentary evidence or otherwise before any investigative agencies or forum of law. This Report is confidential and proprietary to MIPL. The Subscriber and/or any other person(s) may not reproduce, publish or disclose any of the contents of the Report to others without the express authorization of MIPL. This Report is prepared and issued to the Subscriber without any risk, responsibility or liability on the part of MIPL or its officials.



**NET PROFIT MARGIN**

| Net Profit Margin | 31.03.2015<br>(INR In Million) | 31.03.2016<br>(INR In Million) | 31.03.2017<br>(INR In Million) |
|-------------------|--------------------------------|--------------------------------|--------------------------------|
| Sales             | 18785.512                      | 22584.440                      | 27507.191                      |
| Profit/ (Loss)    | 126.569                        | 186.617                        | 219.029                        |
|                   | <b>0.67 %</b>                  | <b>0.83 %</b>                  | <b>0.80 %</b>                  |



**DISCLAIMER** : This Report is **PRIVATE & CONFIDENTIAL** and it is prepared at the request of and for its use by the Subscriber only. The Subscriber shall use the contents of the Report merely as an aid to its business. Mira Inform Private Limited ("MIPL") has collated information/data in the Report, which have not been verified unless otherwise specifically mentioned in the Report. The Subscriber shall independently verify the accuracy and correctness of the information/data before in any way acting upon the same. MIPL shall not be liable for any harm, injury, loss or damage caused to the Subscriber due to default by the Subscriber's debtors/beneficiaries in fulfilling their obligations of any nature whatsoever. This Report or any of its portion shall not be used as a documentary evidence or otherwise before any investigative agencies or forum of law. This Report is confidential and proprietary to MIPL. The Subscriber and/or any other person(s) may not reproduce, publish or disclose any of the contents of the Report to others without the express authorization of MIPL. This Report is prepared and issued to the Subscriber without any risk, responsibility or liability on the part of MIPL or its officials.

**LOCAL AGENCY FURTHER INFORMATION**

| Sr. No. | Check list by info agents                           | Available in Report (Yes/No) |
|---------|-----------------------------------------------------|------------------------------|
| 1       | Year of establishment                               | Yes                          |
| 2       | Constitution of the entity -Incorporation details   | Yes                          |
| 3       | Locality of the entity                              | Yes                          |
| 4       | Premises details                                    | No                           |
| 5       | Buyer visit details                                 | --                           |
| 6       | Contact numbers                                     | Yes                          |
| 7       | Name of the person contacted                        | Yes                          |
| 8       | Designation of contact person                       | No                           |
| 9       | Promoter's background                               | Yes                          |
| 10      | Date of Birth of Proprietor / Partners / Directors  | Yes                          |
| 11      | Pan Card No. of Proprietor / Partners               | No                           |
| 12      | Voter Id Card No. of Proprietor / Partners          | No                           |
| 13      | Type of business                                    | Yes                          |
| 14      | Line of Business                                    | Yes                          |
| 15      | Export/import details (if applicable)               | No                           |
| 16      | No. of employees                                    | No                           |
| 17      | Details of sister concerns                          | Yes                          |
| 18      | Major suppliers                                     | No                           |
| 19      | Major customers                                     | No                           |
| 20      | Banking Details                                     | Yes                          |
| 21      | Banking facility details                            | Yes                          |
| 22      | Conduct of the banking account                      | --                           |
| 23      | Financials, if provided                             | Yes                          |
| 24      | Capital in the business                             | Yes                          |
| 25      | Last accounts filed at ROC, if applicable           | Yes                          |
| 26      | Turnover of firm for last three years               | Yes                          |
| 27      | Reasons for variation <> 20%                        | --                           |
| 28      | Estimation for coming financial year                | No                           |
| 29      | Profitability for last three years                  | Yes                          |
| 30      | Major shareholders, if available                    | Yes                          |
| 31      | External Agency Rating, if available                | Yes                          |
| 32      | Litigations that the firm/promoter involved in      | --                           |
| 33      | Market information                                  | --                           |
| 34      | Payments terms                                      | No                           |
| 35      | Negative Reporting by Auditors in the Annual Report | No                           |

## **STATE OF COMPANY'S AFFAIRS AND FUTURE OUTLOOK**

During the year the Company has achieved a turnover of INR 27507.200 million as compared to INR 22584.400 million representing an increase of 21.79 % over the previous year. The Company's profit before taxation for the year was INR 342.400 million as against INR 290.500 million in the previous year recording a growth of 17.89 %. The increase in profit was mainly due to increase in sales volumes and operational efficiencies.

## **PROSPECTS**

The IT industry witnessed initial gain during FY 2016-17, but there has been some negative impact on account of demonetization during the short run. The industry is likely to witness a decent growth in the coming year since digitalization has quantum leap and Goods Services Tax (GST) has been introduced in the country, which will be game changer for IT Industry. It is expected that there will be around 4 Million new enrolments in GST and to comply GST most of these new taxpayer has to move from present manual or semi-automated process to Digital Process. This will significantly increase the demand of Computers .The Company has managed to sustain its growth rate better than the industry on account of it's focused approach and widening it's customer base. Some of new brands added has performed extremely well and the company has further added some new brands and even some brands extended the geographies where earlier the company was not doing the distribution for such brands. The company is also creating a separate vertical to cater the enterprise business, where the growth prospects are very good due to increased corporate spending. The company is poised to maintain its growth plans in the ensuing year as well.

## **PRODUCT DIVERSIFICATION**

The company having a diversified product profile to cater the needs of all segments of consumer further tied up with Logitech for its mouse, keyboards, pointing devices, Synology for Storage solutions, Quickheal for its enterprise security solutions, AMD for its processors. Apart from these to increase it's footprint in mobility the company tied up with Panasonic, Zopo and Huawei. The company has also tied up with Acer for distribution of its Gaming Computers, which is growing at a very fast pace. With all these new tie ups and a well-balanced product basket it expect a decent growth in business.

## **GEOGRAPHICAL DIVERSIFICATION**

The Company plans to open branches at some of the tier 3 and tier 4 cities .This is in line of Companies' strategy to reach to the remotest and smallest town of the country.

**UNSECURED LOANS:**

| PARTICULARS                             | 31.03.2017<br>INR In Million | 31.03.2016<br>INR In Million |
|-----------------------------------------|------------------------------|------------------------------|
| <b>LONG TERM BORROWINGS</b>             |                              |                              |
| Loans repayable on demand from others   | 2.800                        | 5.500                        |
| Loans and advances from related parties | 8.500                        | 24.000                       |
| <b>SHORT TERM BORROWINGS</b>            |                              |                              |
| Loans and advances from related parties | 32.500                       | 91.600                       |
| <b>Total</b>                            | <b>43.800</b>                | <b>121.100</b>               |

**INDEX OF CHARGES:**

| S No | SRN           | Charge Id     | Charge Holder Name                      | Date of Creation | Date of Modification | Date of Satisfaction | Amount       | Address                                                                                     |
|------|---------------|---------------|-----------------------------------------|------------------|----------------------|----------------------|--------------|---------------------------------------------------------------------------------------------|
| 1    | G4750<br>8866 | 103034<br>65  | STATE BANK OF INDIA                     | 03/08/2011       | 25/05/2017           | -                    | 5160000000.0 | COMMERCIAL BRANCH, KOLKATA24, PARK STREET KOLKATA WB700016IN                                |
| 2    | Y1036<br>1637 | 902540<br>00  | THE BANK OF RAJASTHAN LTD.              | 29/11/2000       | 20/02/2002           | -                    | 47000000.0   | CHOWRINGHEE ROAD BRANCH31 CHOWRINGHEE ROAD KOLKATA WB700016IN                               |
| 3    | G7316<br>4584 | 100022<br>331 | STATE BANK OF INDIA                     | 29/03/2016       | -                    | 04/01/2018           | 1850000000.0 | COMMERCIAL BRANCH, KOLKATA 24, PARK STREET KOLKATA WB700016IN                               |
| 4    | G5285<br>5640 | 105578<br>55  | TOYOTA FINANCIAL SERVICES INDIA LIMITED | 26/07/2014       | -                    | 25/07/2017           | 1200000.0    | NO. 21 CENTROPOLIS, FIRST FLOOR,5TH CROSS LANG FORD ROAD, SHANTI NAGAR BANGALORE KA560025IN |
| 5    | C2152<br>7734 | 103190<br>87  | ICICI BANK LIMITED                      | 11/11/2011       | -                    | 17/09/2014           | 350000000.0  | 2B, GORKY TERRACEIN FRONT OF PARK NURSING HOME                                              |

**DISCLAIMER :** This Report is **PRIVATE & CONFIDENTIAL** and it is prepared at the request of and for its use by the Subscriber only. The Subscriber shall use the contents of the Report merely as an aid to its business. Mira Inform Private Limited ("MIPL") has collated information/data in the Report, which have not been verified unless otherwise specifically mentioned in the Report. The Subscriber shall independently verify the accuracy and correctness of the information/data before in any way acting upon the same. MIPL shall not be liable for any harm, injury, loss or damage caused to the Subscriber due to default by the Subscriber's debtors/beneficiaries in fulfilling their obligations of any nature whatsoever. This Report or any of its portion shall not be used as a documentary evidence or otherwise before any investigative agencies or forum of law. This Report is confidential and proprietary to MIPL. The Subscriber and/or any other person(s) may not reproduce, publish or disclose any of the contents of the Report to others without the express authorization of MIPL. This Report is prepared and issued to the Subscriber without any risk, responsibility or liability on the part of MIPL or its officials.

|    |               |              |                                      |                |                |                |              |                                                                              |
|----|---------------|--------------|--------------------------------------|----------------|----------------|----------------|--------------|------------------------------------------------------------------------------|
|    |               |              |                                      |                |                |                |              | KOLKATA<br>WB700017IN                                                        |
| 6  | C2016<br>7383 | 102032<br>34 | STATE<br>BANK OF<br>INDIA            | 10/02/2<br>010 | -              | 04/09/2<br>014 | 542900000.0  | COMMERCIAL<br>BRANCH,<br>KOLKATA 24,<br>PARK STREET<br>KOLKATA<br>WB700016IN |
| 7  | C2016<br>6021 | 102532<br>12 | STATE<br>BANK OF<br>INDIA            | 22/11/2<br>010 | -              | 04/09/2<br>014 | 510000000.0  | COMMERCIAL<br>BRANCH,<br>KOLKATA24,<br>PARK STREET<br>KOLKATA<br>WB700016IN  |
| 8  | C0920<br>5204 | 902542<br>54 | THE<br>KARNATAK<br>A BANK<br>LIMITED | 13/10/2<br>003 | 25/03/2<br>013 | 27/06/2<br>014 | 2322000000.0 | PARK STREET<br>BRANCH1,<br>SAROJINI NAIDU<br>SARANI KOLKATA<br>WB700017IN    |
| 9  | C0876<br>1652 | 101819<br>71 | ALLAHABAD<br>BANK                    | 24/10/2<br>009 | -              | 25/06/2<br>014 | 50000000.0   | INTERNATIONAL<br>BRANCH 119,<br>PARK STREET<br>KOLKATA<br>WB700017IN         |
| 10 | A9993<br>7054 | 101542<br>23 | ORIENTAL<br>BANK OF<br>COMMERCE      | 14/02/2<br>009 | -              | 09/11/2<br>010 | 20000000.0   | CHOWRINGHEE<br>BRANCH 32,<br>CHOWRINGHEE<br>ROAD KOLKATA<br>WB700071IN       |

**FIXED ASSETS:**

- Buildings
- Office Building
- Plant and Equipment
- Other plant and Equipment
- Furniture and Fixtures
- Vehicles
- Motor Vehicles
- Office Equipment
- Computer Equipments

**CMT REPORT (Corruption, Money Laundering & Terrorism]**

The Public Notice information has been collected from various sources including but not limited to: ***The Courts, India Prisons Service, Interpol, etc.***

**1] INFORMATION ON DESIGNATED PARTY**

No exist designating subject or any of its beneficial owners, controlling shareholders or senior officers as terrorist or terrorist organization or whom notice had been received that all financial transactions involving their assets have been blocked or convicted, found guilty or against whom a judgement or order had been entered in a proceedings for violating money-laundering, anti-corruption or bribery or international economic or anti-terrorism sanction laws or whose assets were seized, blocked, frozen or ordered forfeited for violation of money laundering or international anti-terrorism laws.

**2] Court Declaration :**

No records exist to suggest that subject is or was the subject of any formal or informal allegations, prosecutions or other official proceeding for making any prohibited payments or other improper payments to government officials for engaging in prohibited transactions or with designated parties.

**3] Asset Declaration :**

No records exist to suggest that the property or assets of the subject are derived from criminal conduct or a prohibited transaction.

**4] Record on Financial Crime :**

Charges or conviction registered against subject: **None**

**5] Records on Violation of Anti-Corruption Laws :**

Charges or investigation registered against subject: **None**

**6] Records on Int'l Anti-Money Laundering Laws/Standards :**

Charges or investigation registered against subject: **None**

**7] Criminal Records**

No available information exist that suggest that subject or any of its principals have been formally charged or convicted by a competent governmental authority for any financial crime or under any formal investigation by a competent government authority for any violation of anti-corruption laws or international anti-money laundering laws or standard.

**8] Affiliation with Government :**

No record exists to suggest that any director or indirect owners, controlling shareholders, director, officer or employee of the company is a government official or a family member or close business associate of a Government official.

**9] Compensation Package :**

Our market survey revealed that the amount of compensation sought by the subject is fair and reasonable and comparable to compensation paid to others for similar services.

**10] Press Report :**

No press reports / filings exists on the subject.

**CORPORATE GOVERNANCE**

MIRA INFORM as part of its Due Diligence do provide comments on Corporate Governance to identify management and governance. These factors often have been predictive and in some cases have created vulnerabilities to credit deterioration.

Our Governance Assessment focuses principally on the interactions between a company's management, its Board of Directors, Shareholders and other financial stakeholders.

**CONTRAVENTION**

Subject is not known to have contravened any existing local laws, regulations or policies that prohibit, restrict or otherwise affect the terms and conditions that could be included in the agreement with the subject.

**FOREIGN EXCHANGE RATES**

| Currency  | Unit | INR       |
|-----------|------|-----------|
| US Dollar | 1    | INR 73.26 |
| UK Pound  | 1    | INR 95.05 |
| Euro      | 1    | INR 83.99 |

**INFORMATION DETAILS**

|                           |     |
|---------------------------|-----|
| Information Gathered by : | SHW |
| Analysis Done by :        | NIS |
| Report Prepared by :      | NKT |

**SCORE FACTORS**

|                             |        |     |
|-----------------------------|--------|-----|
| DEMERIT POINTS              |        |     |
| --BANK CHARGES              | YES/NO | YES |
| --LITIGATION                | YES/NO | NO  |
| --OTHER ADVERSE INFORMATION | YES/NO | NO  |
| MERIT POINTS                |        |     |
| --SOLE DISTRIBUTORSHIP      | YES/NO | NO  |
| --EXPORT ACTIVITIES         | YES/NO | NO  |
| --AFFILIATION               | YES/NO | YES |
| --LISTED                    | YES/NO | NO  |
| --OTHER MERIT FACTORS       | YES/NO | YES |

**RATING EXPLANATIONS**

| Credit Rating | Explanation      | Rating Comments                                                |
|---------------|------------------|----------------------------------------------------------------|
| A++           | Minimum Risk     | Business dealings permissible with minimum risk of default     |
| A+            | Low Risk         | Business dealings permissible with low risk of default         |
| A             | Acceptable Risk  | Business dealings permissible with moderate risk of default    |
| B             | Medium Risk      | Business dealings permissible on a regular monitoring basis    |
| C             | Medium High Risk | Business dealings permissible preferably on secured basis      |
| D             | High Risk        | Business dealing not recommended or on secured terms only      |
| NB            | New Business     | No recommendation can be done due to business in infancy stage |
| NT            | No Trace         | No recommendation can be done as the business is not traceable |

NB is stated where there is insufficient information to facilitate rating. However, it is not to be considered as unfavourable.

This score serves as a reference to assess SC's credit risk and to set the amount of credit to be extended. It is calculated from a composite of weighted scores obtained from each of the major sections of this report. The assessed factors are as follows:

- Financial condition covering various ratios
- Company background and operations size
- Promoters / Management background
- Payment record
- Litigation against the subject
- Industry scenario / competitor analysis
- Supplier / Customer / Banker review (wherever available)

**DISCLAIMER** : This Report is **PRIVATE & CONFIDENTIAL** and it is prepared at the request of and for its use by the Subscriber only. The Subscriber shall use the contents of the Report merely as an aid to its business. Mira Inform Private Limited ("MIPL") has collated information/data in the Report, which have not been verified unless otherwise specifically mentioned in the Report. The Subscriber shall independently verify the accuracy and correctness of the information/data before in any way acting upon the same. MIPL shall not be liable for any harm, injury, loss or damage caused to the Subscriber due to default by the Subscriber's debtors/beneficiaries in fulfilling their obligations of any nature whatsoever. This Report or any of its portion shall not be used as a documentary evidence or otherwise before any investigative agencies or forum of law. This Report is confidential and proprietary to MIPL. The Subscriber and/or any other person(s) may not reproduce, publish or disclose any of the contents of the Report to others without the express authorization of MIPL. This Report is prepared and issued to the Subscriber without any risk, responsibility or liability on the part of MIPL or its officials.