

## MIRA INFORM REPORT

<b>Report No. :</b>	537243
<b>Report Date :</b>	27.10.2018

### IDENTIFICATION DETAILS

<b>Name :</b>	FOOD MACHINERY 2000 LIMITED
<b>Formerly Known As :</b>	SPEED 3931 LIMITED
<b>Registered Office :</b>	The Courtyard 33 Duke Street Trowbridge Wiltshire BA14 8EA
<b>Country :</b>	United Kingdom
<b>Financials (as on) :</b>	31.03.2017
<b>Date of Incorporation :</b>	10.11.1993
<b>Com. Reg. No.:</b>	02870547
<b>Legal Form :</b>	Private Limited With Share Capital
<b>Line of Business :</b>	<ul style="list-style-type: none"> <li>Agents involved in the sale of machinery, industrial equipment, ships and aircraft</li> <li>Sale of food processing equipment.</li> </ul>
<b>No. of Employees :</b>	8 (31.03.2017)

### RATING & COMMENTS

(Mira Inform has adopted New Rating mechanism w.e.f. 23<sup>rd</sup> January 2017)

<b>MIRA's Rating :</b>	A
------------------------	---

Credit Rating	Explanation	Rating Comments
A	Acceptable Risk	Business dealings permissible with moderate risk of default

<b>Status :</b>	Satisfactory
<b>Payment Behaviour :</b>	No Complaints
<b>Litigation :</b>	Clear

### NOTES :

**DISCLAIMER :** This Report is **PRIVATE & CONFIDENTIAL** and it is prepared at the request of and for its use by the Subscriber only. The Subscriber shall use the contents of the Report merely as an aid to its business. Mira Inform Private Limited ("MIPL") has collated information/data in the Report, which have not been verified unless otherwise specifically mentioned in the Report. The Subscriber shall independently verify the accuracy and correctness of the information/data before in any way acting upon the same. MIPL shall not be liable for any harm, injury, loss or damage caused to the Subscriber due to default by the Subscriber's debtors/beneficiaries in fulfilling their obligations of any nature whatsoever. This Report or any of its portion shall not be used as a documentary evidence or otherwise before any investigative agencies or forum of law. This Report is confidential and proprietary to MIPL. The Subscriber and/or any other person(s) may not reproduce, publish or disclose any of the contents of the Report to others without the express authorization of MIPL. This Report is prepared and issued to the Subscriber without any risk, responsibility or liability on the part of MIPL or its officials.

Any query related to this report can be made on e-mail : [infodept@mirainform.com](mailto:infodept@mirainform.com) while quoting report number, name and date.

**ECGC Country Risk Classification List**

Country Name	Previous Rating (30.06.2018)	Current Rating (30.09.2018)
United Kingdom	A1	A1

Risk Category	ECGC Classification
Insignificant	A1
Low Risk	A2
Moderately Low Risk	B1
Moderate Risk	B2
Moderately High Risk	C1
High Risk	C2
Very High Risk	D

**UNITED KINGDOM - ECONOMIC OVERVIEW**

The UK, a leading trading power and financial center, is the third largest economy in Europe after Germany and France. Agriculture is intensive, highly mechanized, and efficient by European standards, producing about 60% of food needs with less than 2% of the labor force. The UK has large coal, natural gas, and oil resources, but its oil and natural gas reserves are declining; the UK has been a net importer of energy since 2005. Services, particularly banking, insurance, and business services, are key drivers of British GDP growth. Manufacturing, meanwhile, has declined in importance but still accounts for about 10% of economic output.

In 2008, the global financial crisis hit the economy particularly hard, due to the importance of its financial sector. Falling home prices, high consumer debt, and the global economic slowdown compounded the UK's economic problems, pushing the economy into recession in the latter half of 2008 and prompting the then BROWN (Labour) government to implement a number of measures to stimulate the economy and stabilize the financial markets. Facing burgeoning public deficits and debt levels, in 2010 the then CAMERON-led coalition government (between Conservatives and Liberal Democrats) initiated an austerity program, which has continued under the Conservative government. However, the deficit still remains one of the highest in the G7, standing at 3.6% of GDP as of 2017, and the UK has pledged to lower its corporation tax from 20% to 17% by 2020. The UK had a debt burden of 90.4% GDP at the end of 2017.

The UK economy has begun to slow since the referendum vote to leave the EU in June 2016. A sustained depreciation of the British pound has increased consumer and producer prices, weighing on consumer spending without spurring a meaningful increase in exports. The UK has an extensive trade relationship with other EU members through its single market membership, and economic observers have warned the exit will jeopardize its position as the central location for European financial services. Prime Minister MAY is seeking a new "deep and special" trade relationship with the EU following the UK's exit. However, economists doubt that the UK will be able to preserve the benefits of EU membership without the obligations. The UK is expected to officially leave the EU by the end of March 2019.

Source : CIA

## **COMPANY NAME**

FOOD MACHINERY 2000 LIMITED

## **COMPANY NO**

02870547

## **COMPANY SUMMARY**

Registered Address	THE COURTYARD 33 DUKE STREET TROWBRIDGE WILTSHIRE BA14 8EA
Trading Address	The Courtyard 33 Duke Street Trowbridge Wiltshire BA14 8EA
Trading Address	Comfortable Place Upper Bristol Road, Bath AV BA1 3AJ
Website Address	<a href="http://www.foodmachinery2000.com">http://www.foodmachinery2000.com</a>
Telephone Number	-
Fax Number	-
TPS	-
FPS	Yes
Incorporation Date	10/11/1993
Previous Name	SPEED 3931 LIMITED
Type	Private limited with Share Capital
FTSE Index	-
Date of Change	06/12/1993
Filing Date of Accounts	29/11/2017
Currency	GBP
Share Capital	£1,000
SIC07	46140
Charity Number	-
SIC07 Description	AGENTS INVOLVED IN THE SALE OF MACHINERY, INDUSTRIAL EQUIPMENT, SHIPS AND AIRCRAFT
Principal Activity	Sale of food processing equipment.

## **ADDITIONAL INFORMATION**

CCJ's	0 (£0)
No CCJ Information To Display	
Ultimate Holding Company	-
Accountant	BLOMFIELD'S
Mortgages	4
Group	0 companies
Linkages	0 companies
Countries	In 0 countries

## **KEY FINANCIALS**

Year to Date	Turnover	Pre Tax Profit	Shareholder's Funds	Employees
31/03/2017	-	-	£1,184,373	8
31/03/2016	-	-	£1,098,839	-
31/03/2015	-	-	£1,089,256	-

## **MORTGAGE SUMMARY**

Total Mortgage	4
Outstanding	1
Satisfied	3

## **TRADE DEBTORS / BAD DEBT SUMMARY**

Total Number of Documented Trade	0
Total Value of Documented Trade	£0

## **COMMENTARY**

The latest Balance Sheet indicates a very positive net working capital position.
The latest cash balances represent a positive level in terms of the overall outstanding creditor obligations.
There has been an increase in shareholders funds compared with the previous balance sheet.
This company trades in an industry with a moderate level of corporate failures.

## CCJ

Total Number of Exact CCJs -	0	Total Value of Exact CCJs -	
Total Number of Possible CCJs -	0	Total Value of Possible CCJs -	
Total Number of Satisfied CCJs -	0	Total Value of Satisfied CCJs -	
Total Number of Writs -	-		

Total Current Directors	1	Total Current Secretaries	1
Total Previous Directors / Company Secretaries	6	Total Person's With Significant Control	7

## CURRENT DIRECTORS

Title	Mrs	Function	Director
Name	Susan Wendy Kelly	Nationality	British
Date of Birth	12/1958	Present Appointments	5
Latest Address	The Courtyard 33 Duke Street, Trowbridge, Wiltshire	Appointment Date	24/11/1993
Post Code	BA14 8EA		

## CURRENT COMPANY SECRETARY

Title	Mr	Function	Company Secretary
Name	Sean Edward Kelly	Nationality	British
Date of Birth	06/1956	Present Appointments	7
Latest Address	The Courtyard 33 Duke Street, Trowbridge, Wiltshire	Appointment Date	01/06/2001
Post Code	BA14 8EA		

## TOP SHAREHOLDERS
















Name	Currency	Share Count	Share Type	Nominal Value	% of Total Share Count
SUSAN WENDY KELLY	GBP	640	ORDINARY	1	64
JACK KELLY	GBP	180	ORDINARY	1	18

**DISCLAIMER** : This Report is **PRIVATE & CONFIDENTIAL** and it is prepared at the request of and for its use by the Subscriber only. The Subscriber shall use the contents of the Report merely as an aid to its business. Mira Inform Private Limited ("MIPL") has collated information/data in the Report, which have not been verified unless otherwise specifically mentioned in the Report. The Subscriber shall independently verify the accuracy and correctness of the information/data before in any way acting upon the same. MIPL shall not be liable for any harm, injury, loss or damage caused to the Subscriber due to default by the Subscriber's debtors/beneficiaries in fulfilling their obligations of any nature whatsoever. This Report or any of its portion shall not be used as a documentary evidence or otherwise before any investigative agencies or forum of law. This Report is confidential and proprietary to MIPL. The Subscriber and/or any other person(s) may not reproduce, publish or disclose any of the contents of the Report to others without the express authorization of MIPL. This Report is prepared and issued to the Subscriber without any risk, responsibility or liability on the part of MIPL or its officials.





SEAN EDWARD KELLY	GBP	180	ORDINARY	1	18
-------------------	-----	-----	----------	---	----

## FINANCIAL

### Profit & Loss

	Date Of Accounts	31/03/17	(%)	31/03/16	(%)	31/03/15	(%)	31/03/14	(%)	31/03/13
	Weeks	52	(%)	52	(%)	52	(%)	52	(%)	52
	Currency	GBP	(%)	GBP	(%)	GBP	(%)	GBP	(%)	GBP
	Consolidated A/cs	N	(%)	N	(%)	N	(%)	N	(%)	N
	<b>Turnover</b>	-	-	-	-	-	-	-	-	-
	Export	-	-	-	-	-	-	-	-	-
	Cost of Sales	-	-	-	-	-	-	-	-	-
	Gross Profit	-	-	-	-	-	-	-	-	-
	Wages & Salaries	-	-	-	-	-	-	-	-	-
	Directors Emoluments	-	-	-	-	-	-	-	-	-
	<b>Operating Profit</b>	-	-	-	-	-	-	-	-	-
	Depreciation	£8,011	- 23.4%	£10,465	- 24.4%	£13,841	13.2%	£12,227	-	-
	Audit Fees	-	-	-	-	-	-	-	-	-
	Interest Payments	-	-	-	-	-	-	-	-	-
	<b>Pre Tax Profit</b>	-	-	-	-	-	-	-	-	-
	Taxation	-	-	-	-	-	-	-	-	-
	Profit After Tax	-	-	-	-	-	-	-	-	-
	Dividends Payable	-	-	-	-	-	-	-	-	-
	<b>Retained Profit</b>	-	-	-	-	-	-	-	-	-














### Balance Sheet

	Date Of Accounts	31/03/17	(%)	31/03/16	(%)	31/03/15	(%)	31/03/14	(%)	31/03/13
	Tangible Assets	£24,029	- 23.5%	£31,396	- 24.4%	£41,528	13.2 %	£36,674	-25%	£48,901
	Intangible Assets	0	-	0	-	0	-	0	-	0
	<b>Total Fixed Assets</b>	<b>£24,029</b>	<b>- 23.5%</b>	<b>£31,396</b>	<b>- 24.4%</b>	<b>£41,528</b>	<b>13.2 %</b>	<b>£36,674</b>	<b>-25%</b>	<b>£48,901</b>
	Stock	£80,000	300%	£20,000	- 66.7%	£60,000	-25%	£80,000	999.9 %	£5,000



**DISCLAIMER** : This Report is **PRIVATE & CONFIDENTIAL** and it is prepared at the request of and for its use by the Subscriber only. The Subscriber shall use the contents of the Report merely as an aid to its business. Mira Inform Private Limited ("MIPL") has collated information/data in the Report, which have not been verified unless otherwise specifically mentioned in the Report. The Subscriber shall independently verify the accuracy and correctness of the information/data before in any way acting upon the same. MIPL shall not be liable for any harm, injury, loss or damage caused to the Subscriber due to default by the Subscriber's debtors/beneficiaries in fulfilling their obligations of any nature whatsoever. This Report or any of its portion shall not be used as a documentary evidence or otherwise before any investigative agencies or forum of law. This Report is confidential and proprietary to MIPL. The Subscriber and/or any other person(s) may not reproduce, publish or disclose any of the contents of the Report to others without the express authorization of MIPL. This Report is prepared and issued to the Subscriber without any risk, responsibility or liability on the part of MIPL or its officials.

**FOOD MACHINERY 2000 LIMITED - 537243**

**PAGE NO. : 8**

	Trade Debtors	£75,554	- 36.2%	£118,475	-71%	£407,950	42.6 %	£286,148	- 39.6%	£473,858
	Cash	£579,260	- 36.7%	£915,822	84.8%	£495,472	-9%	£544,566	447.8 %	£99,414
	Other Debtors	£783,951	11.6%	£702,156	193.5 %	£239,225	- 18.4 %	£293,225	- 37.8%	£471,584
	Miscellaneous Current Assets	£26,250	-	£26,250	922.2 %	£2,568	-	£2,568	-	£2,568
	<b>Total Current Assets</b>	<b>£1,545,015</b>	<b>- 13.3%</b>	<b>£1,782,703</b>	<b>47.9%</b>	<b>£1,205,215</b>	<b>- 0.1%</b>	<b>£1,206,507</b>	<b>14.6%</b>	<b>£1,052,424</b>
	Trade Creditors	£319,959	- 52.5%	£673,952	386.2 %	£138,627	- 30.1 %	£198,316	27%	£156,186
	Bank Loans & Overdrafts	0	-	0	-	0	-	0	-	0
	Other Short Term Finance	£4,307	- 40.8%	£7,276	-	0	-	0	-	0
	Miscellaneous Current Liabilities	£56,252	134.6 %	£23,975	-	0	-	0	-	0
	<b>Total Current Liabilities</b>	<b>£380,518</b>	<b>-46%</b>	<b>£705,203</b>	<b>408.7 %</b>	<b>£138,627</b>	<b>- 30.1 %</b>	<b>£198,316</b>	<b>27%</b>	<b>£156,186</b>
	Bank Loans & Overdrafts and LTL	£4,153	- 58.7%	£10,057	- 46.7%	£18,860	-	0	-	0
	Other Long Term Finance	0	-100%	£4,307	-	0	-	0	-	0
	<b>Total Long Term Liabilities</b>	<b>£4,153</b>	<b>- 58.7%</b>	<b>£10,057</b>	<b>- 46.7%</b>	<b>£18,860</b>	<b>-</b>	<b>0</b>	<b>-</b>	<b>0</b>




**Capital & Reserves**

	Date Of Accounts	31/03/17	(%)	31/03/16	(%)	31/03/15	(%)	31/03/14	(%)	31/03/13
	Called Up Share Capital	£1,000	-	£1,000	-	£1,000	-	£1,000	-	£1,000
	P & L Account Reserve	£1,183,373	7.8 %	£1,097,839	0.9 %	£1,088,256	4.3 %	£1,043,865	10.6 %	£944,139






**DISCLAIMER** : This Report is **PRIVATE & CONFIDENTIAL** and it is prepared at the request of and for its use by the Subscriber only. The Subscriber shall use the contents of the Report merely as an aid to its business. Mira Inform Private Limited ("MIPL") has collated information/data in the Report, which have not been verified unless otherwise specifically mentioned in the Report. The Subscriber shall independently verify the accuracy and correctness of the information/data before in any way acting upon the same. MIPL shall not be liable for any harm, injury, loss or damage caused to the Subscriber due to default by the Subscriber's debtors/beneficiaries in fulfilling their obligations of any nature whatsoever. This Report or any of its portion shall not be used as a documentary evidence or otherwise before any investigative agencies or forum of law. This Report is confidential and proprietary to MIPL. The Subscriber and/or any other person(s) may not reproduce, publish or disclose any of the contents of the Report to others without the express authorization of MIPL. This Report is prepared and issued to the Subscriber without any risk, responsibility or liability on the part of MIPL or its officials.

**FOOD MACHINERY 2000 LIMITED - 537243**





**PAGE NO. : 9**

	Revaluation Reserve	-	-	-	-	-	-	-	-	-
	Sundry Reserves	-	-	-	-	-	-	-	-	-
	<b>Shareholder Funds</b>	<b>£1,184,373</b>	<b>7.8%</b>	<b>£1,098,839</b>	<b>0.9%</b>	<b>£1,089,256</b>	<b>4.2%</b>	<b>£1,044,865</b>	<b>10.6%</b>	<b>£945,139</b>



**Other Financial Items**

	Date Of Accounts	31/03/17	(%)	31/03/16	(%)	31/03/15	(%)	31/03/14	(%)	31/03/13
	Net Worth	£1,184,373	7.8%	£1,098,839	0.9%	£1,089,256	4.2%	£1,044,865	10.6%	£945,139
	Working Capital	£1,164,497	8.1%	£1,077,500	1%	£1,066,588	5.8%	£1,008,191	12.5%	£896,238
	Total Assets	£1,569,044	-13.5%	£1,814,099	45.5%	£1,246,743	0.3%	£1,243,181	12.9%	£1,101,325
	Total Liabilities	£384,671	-46.2%	£715,260	354.2%	£157,487	-20.6%	£198,316	27%	£156,186
	Net Assets	£1,184,373	7.8%	£1,098,839	0.9%	£1,089,256	4.2%	£1,044,865	10.6%	£945,139

**Cash Flow**

	Date Of Accounts	31/03/17	(%)	31/03/16	(%)	31/03/15	(%)	31/03/14	(%)	31/03/13
	Net Cashflow from Operations	-	-	-	-	-	-	-	-	-
	Net Cashflow before Financing	-	-	-	-	-	-	-	-	-
	Net Cashflow from Financing	-	-	-	-	-	-	-	-	-
	Increase in Cash	-	-	-	-	-	-	-	-	-















**Miscellaneous**

	Date Of Accounts	31/03/17	(%)	31/03/16	(%)	31/03/15	(%)	31/03/14	(%)	31/03/13
	Contingent Liability	NO	-	NO	-	NO	-	NO	-	NO
	Capital Employed	£1,188,526	7.2%	£1,108,896	0.1%	£1,108,116	6.1%	£1,044,865	10.6%	£945,139
	Number of Employees	8	-	-	-	-	-	-	-	-
	Accountants	BLOMFIELDS								
	Auditors									
	Auditor	The company is exempt from audit								

**DISCLAIMER** : This Report is **PRIVATE & CONFIDENTIAL** and it is prepared at the request of and for its use by the Subscriber only. The Subscriber shall use the contents of the Report merely as an aid to its business. Mira Inform Private Limited ("MIPL") has collated information/data in the Report, which have not been verified unless otherwise specifically mentioned in the Report. The Subscriber shall independently verify the accuracy and correctness of the information/data before in any way acting upon the same. MIPL shall not be liable for any harm, injury, loss or damage caused to the Subscriber due to default by the Subscriber's debtors/beneficiaries in fulfilling their obligations of any nature whatsoever. This Report or any of its portion shall not be used as a documentary evidence or otherwise before any investigative agencies or forum of law. This Report is confidential and proprietary to MIPL. The Subscriber and/or any other person(s) may not reproduce, publish or disclose any of the contents of the Report to others without the express authorization of MIPL. This Report is prepared and issued to the Subscriber without any risk, responsibility or liability on the part of MIPL or its officials.

	Comments	
	Bankers	HSBC BANK PLC
	Bank Branch Code	

## **RATIOS**

	Date Of Accounts	31/03/17	31/03/16	31/03/15	31/03/14	31/03/13
	Pre-tax profit margin %	-	-	-	-	-
	Current ratio	4.06	2.53	8.69	6.08	6.74
	Sales/Net Working Capital	-	-	-	-	-
	Gearing %	0.40	0.90	1.70	0	0
	Equity in %	75.50	60.60	87.40	84	85.80
	Creditor Days	-	-	-	-	-
	Debtor Days	-	-	-	-	-
	Liquidity/Acid Test	3.85	2.49	8.26	5.68	6.70
	Return On Capital Employed %	-	-	-	-	-
	Return On Total Assets Employed %	-	-	-	-	-
	Current Debt Ratio	0.32	0.64	0.12	0.18	0.16
	Total Debt Ratio	0.32	0.65	0.14	0.18	0.16
	Stock Turnover Ratio %	-	-	-	-	-
	Return on Net Assets Employed %	-	-	-	-	-

### **Report Notes**

There are no notes to display.

### **Status History**

No Status History found

## **EVENT HISTORY**

Date	Description
15/06/2018	Payment Data Update Received
29/05/2018	Payment Data Update Received

**DISCLAIMER** : This Report is **PRIVATE & CONFIDENTIAL** and it is prepared at the request of and for its use by the Subscriber only. The Subscriber shall use the contents of the Report merely as an aid to its business. Mira Inform Private Limited ("MIPL") has collated information/data in the Report, which have not been verified unless otherwise specifically mentioned in the Report. The Subscriber shall independently verify the accuracy and correctness of the information/data before in any way acting upon the same. MIPL shall not be liable for any harm, injury, loss or damage caused to the Subscriber due to default by the Subscriber's debtors/beneficiaries in fulfilling their obligations of any nature whatsoever. This Report or any of its portion shall not be used as a documentary evidence or otherwise before any investigative agencies or forum of law. This Report is confidential and proprietary to MIPL. The Subscriber and/or any other person(s) may not reproduce, publish or disclose any of the contents of the Report to others without the express authorization of MIPL. This Report is prepared and issued to the Subscriber without any risk, responsibility or liability on the part of MIPL or its officials.

15/05/2018	Payment Data Update Received
20/04/2018	Confirmation Statement
17/04/2018	Payment Data Update Received
12/12/2017	Payment Data Update Received
02/12/2017	New Accounts Filed
02/12/2017	New Accounts Filed
20/05/2017	Confirmation Statement
11/04/2017	Payment Data Update Received
06/04/2017	Confirmation Statement
04/04/2017	Confirmation Statement
19/11/2016	Annual Returns
15/11/2016	Annual Returns
03/11/2016	New Accounts Filed

**Previous Company Names**

Date	Previous Name
06/12/1993	SPEED 3931 LIMITED

**Writ Details**

No writs found

**STATISTICS**

<b>Group</b>	-
<b>Linkages</b>	0 companies
<b>Countries</b>	In 0 countries

**SUMMARY**

<b>Holding Company</b>	-
<b>Ownership Status</b>	
<b>Ultimate Holding Company</b>	-

**Group StructureFull**

No Group Structure

**MORTGAGE DETAILS**

<b>Mortgage Type:</b>			
<b>Date Charge Created:</b>	17/10/18		
<b>Date Charge Registered:</b>	24/10/18		

**DISCLAIMER** : This Report is **PRIVATE & CONFIDENTIAL** and it is prepared at the request of and for its use by the Subscriber only. The Subscriber shall use the contents of the Report merely as an aid to its business. Mira Inform Private Limited ("MIPL") has collated information/data in the Report, which have not been verified unless otherwise specifically mentioned in the Report. The Subscriber shall independently verify the accuracy and correctness of the information/data before in any way acting upon the same. MIPL shall not be liable for any harm, injury, loss or damage caused to the Subscriber due to default by the Subscriber's debtors/beneficiaries in fulfilling their obligations of any nature whatsoever. This Report or any of its portion shall not be used as a documentary evidence or otherwise before any investigative agencies or forum of law. This Report is confidential and proprietary to MIPL. The Subscriber and/or any other person(s) may not reproduce, publish or disclose any of the contents of the Report to others without the express authorization of MIPL. This Report is prepared and issued to the Subscriber without any risk, responsibility or liability on the part of MIPL or its officials.

Date Charge Satisfied:	-		
Status:	OUTSTANDING		
Person(s) Entitled:	TRUSTEES OF THE FOOD MACHINERY 2000 PENSION SCHEME (AT THE DATE OF THIS DEED) BEING SEAN EDWARD;		
Amount Secured:			
Details:	ALL PRESENT AND FUTURE PROPERTY OF THE COMPANY.CONTAINS FLOATING CHARGE.FLOATING CHARGE COVERS ALL THE PROPERTY OR UNDERTAKING OF THE COMPANY.CONTAINS NEGATIVEPLEDGE.		
Mortgage Type:	DEBENTURE		
Date Charge Created:	19/08/10		
Date Charge Registered:	21/08/10		
Date Charge Satisfied:	29/05/18		
Status:	SATISFIED		
Person(s) Entitled:	HSBC BANK PLC;		
Amount Secured:			
Details:	FIXED AND FLOATING CHARGE OVER THE UNDERTAKING AND ALL PROPERTY AND ASSETS PRESENT AND FUTURE, INCLUDING GOODWILL, BOOKDEBTS, UNCALLED CAPITAL, BUILDINGS, FIXTURES, FIXED PLANT & MACHINERY		
Mortgage Type:	LEGAL MORTGAGE		
Date Charge Created:	24/04/96		
Date Charge Registered:	10/05/96		
Date Charge Satisfied:	29/05/18		
Status:	SATISFIED		
Person(s) Entitled:	MIDLAND BANK PLC;		
Amount Secured:			
Details:	THE PROPERTY K/A 5 DURSLEY ROAD TROWBRIDGE WILTSHIRE BENEFIT OF ALL RIGHTS LICENCES CONTRACTS DEEDS UNDERTAKINGS ASSIGNS OF GOODWILL TO THE BANKSEE THE MORTGAGE CHARGE DOCUMENT FOR FULL DETAILS		
Mortgage Type:	FIXED AND FLOATING CHARGE		
Date Charge Created:	15/06/94		
Date Charge Registered:	17/06/94		
Date Charge Satisfied:	29/05/18		
Status:	SATISFIED		
Person(s) Entitled:	MIDLAND BANK PLC;		
Amount Secured:			
Details:	FIXED AND FLOATING CHARGES OVER THE UNDERTAKING AND ALL PROPERTY AND ASSETS PRESENT AND FUTURE INCLUDING UNCALLED CAPITAL GOODWILL BOOKDEBTS AND PATENTS		

## **PREVIOUS DIRECTOR/COMPANY SECRETARIES**

Name	Current Active Appointments	Previous Appointments	Dissolved Companies
------	-----------------------------	-----------------------	---------------------

**DISCLAIMER** : This Report is **PRIVATE & CONFIDENTIAL** and it is prepared at the request of and for its use by the Subscriber only. The Subscriber shall use the contents of the Report merely as an aid to its business. Mira Inform Private Limited ("MIPL") has collated information/data in the Report, which have not been verified unless otherwise specifically mentioned in the Report. The Subscriber shall independently verify the accuracy and correctness of the information/data before in any way acting upon the same. MIPL shall not be liable for any harm, injury, loss or damage caused to the Subscriber due to default by the Subscriber's debtors/beneficiaries in fulfilling their obligations of any nature whatsoever. This Report or any of its portion shall not be used as a documentary evidence or otherwise before any investigative agencies or forum of law. This Report is confidential and proprietary to MIPL. The Subscriber and/or any other person(s) may not reproduce, publish or disclose any of the contents of the Report to others without the express authorization of MIPL. This Report is prepared and issued to the Subscriber without any risk, responsibility or liability on the part of MIPL or its officials.

David Bryan Trodd	0	1	7
Susan Wendy Kelly	5	2	1
Jennifer Anne Draper	0	3	0
Sean Patrick Kelly	5	1	3
VISTRA NOMINEES (UK) LIMITED	0	26479	80817
WATERLOW SECRETARIES LIMITED	10	27968	82335
<b>Total Persons With Significant Control</b>	<b>7</b>	<b>Total Statements</b>	<b>0</b>
<b>Active</b>	<b>3</b>	<b>Active</b>	<b>0</b>
<b>Ceased</b>	<b>4</b>	<b>Ceased</b>	<b>0</b>

## **ACTIVE PERSONS WITH SIGNIFICANT CONTROL**

<b>Name</b>	Mrs Susan Wendy Kelly	<b>Kind</b>	Individual Person With Significant Control
<b>Address</b>	Basement Flat 3 Royal Crescent, Bath	<b>Country Of Residence</b>	England
<b>Post Code</b>	BA1 2LR	<b>Nationality</b>	British
<b>Date of Birth</b>	12/1958	<b>Notified On</b>	29/03/2017
<b>Nature Of Control</b>	Ownership Of Shares 50 To 75 Percent, Voting Rights 50 To 75 Percent		
<b>Name</b>	Mrs Susan Wendy Kelly	<b>Kind</b>	Individual Person With Significant Control
<b>Address</b>	Basement Flat 3 Royal Crescent, Bath	<b>Country Of Residence</b>	England
<b>Post Code</b>	BA1 2LR	<b>Nationality</b>	British
<b>Date of Birth</b>	12/1958	<b>Notified On</b>	29/03/2017
<b>Nature Of Control</b>	Right to appoint and remove directors		
<b>Name</b>	Mrs Susan Wendy Kelly	<b>Kind</b>	Individual Person With Significant Control
<b>Address</b>	The Courtyard 33 Duke Street, Trowbridge, Wiltshire	<b>Country Of Residence</b>	England
<b>Post Code</b>	BA14 8EA	<b>Nationality</b>	British
<b>Date of Birth</b>	12/1958	<b>Notified On</b>	03/11/2016
<b>Nature Of Control</b>	Ownership Of Shares 50 To 75 Percent, Voting Rights 50 To 75 Percent		

## **CEASED PERSONS WITH SIGNIFICANT CONTROL**

<b>Name</b>	Mr Sean Edward Kelly	<b>Kind</b>	Individual Person With Significant Control
-------------	----------------------	-------------	--

**DISCLAIMER** : This Report is **PRIVATE & CONFIDENTIAL** and it is prepared at the request of and for its use by the Subscriber only. The Subscriber shall use the contents of the Report merely as an aid to its business. Mira Inform Private Limited ("MIPL") has collated information/data in the Report, which have not been verified unless otherwise specifically mentioned in the Report. The Subscriber shall independently verify the accuracy and correctness of the information/data before in any way acting upon the same. MIPL shall not be liable for any harm, injury, loss or damage caused to the Subscriber due to default by the Subscriber's debtors/beneficiaries in fulfilling their obligations of any nature whatsoever. This Report or any of its portion shall not be used as a documentary evidence or otherwise before any investigative agencies or forum of law. This Report is confidential and proprietary to MIPL. The Subscriber and/or any other person(s) may not reproduce, publish or disclose any of the contents of the Report to others without the express authorization of MIPL. This Report is prepared and issued to the Subscriber without any risk, responsibility or liability on the part of MIPL or its officials.

Address	Basement Flat 3 Royal Crescent, Bath	Country Of Residence	England
Post Code	BA1 2LR	Nationality	British
Date of Birth	06/1956	Notified On	06/04/2016
Nature Of Control	Ownership Of Shares 25 To 50 Percent,Voting Rights 25 To 50 Percent	Ceased On	03/11/2016
Name	Mr Jack Kelly	Kind	Individual Person With Significant Control
Address	Basement Flat 3 Royal Crescent, Bath	Country Of Residence	England
Post Code	BA1 2LR	Nationality	British
Date of Birth	07/1987	Notified On	06/04/2016
Nature Of Control	Ownership Of Shares 50 To 75 Percent,Voting Rights 50 To 75 Percent,Right To Appoint And Remove Directors	Ceased On	06/12/2016
Name	Mr Sean Edward Kelly	Kind	Individual Person With Significant Control
Address	Basement Flat 3 Royal Crescent, Bath	Country Of Residence	England
Post Code	BA1 2LR	Nationality	British
Date of Birth	06/1956	Notified On	06/12/2016
Nature Of Control	Ownership Of Shares 25 To 50 Percent,Voting Rights 25 To 50 Percent	Ceased On	29/03/2017
Name	Mr Jack Kelly	Kind	Individual Person With Significant Control
Address	Basement Flat 3 Royal Crescent, Bath	Country Of Residence	England
Post Code	BA1 2LR	Nationality	British
Date of Birth	07/1987	Notified On	06/04/2016
Nature Of Control	Ownership Of Shares 50 To 75 Percent,Voting Rights 50 To 75 Percent,Right To Appoint And Remove Directors	Ceased On	06/12/2016

**Active Statements**

No Active Statements To Display

**CEASED STATEMENTS**

No Ceased Statements To Display	
Average Invoice Value	£69.55
Invoices available	10
Paid	10

**DISCLAIMER** : This Report is **PRIVATE & CONFIDENTIAL** and it is prepared at the request of and for its use by the Subscriber only. The Subscriber shall use the contents of the Report merely as an aid to its business. Mira Inform Private Limited ("MIPL") has collated information/data in the Report, which have not been verified unless otherwise specifically mentioned in the Report. The Subscriber shall independently verify the accuracy and correctness of the information/data before in any way acting upon the same. MIPL shall not be liable for any harm, injury, loss or damage caused to the Subscriber due to default by the Subscriber's debtors/beneficiaries in fulfilling their obligations of any nature whatsoever. This Report or any of its portion shall not be used as a documentary evidence or otherwise before any investigative agencies or forum of law. This Report is confidential and proprietary to MIPL. The Subscriber and/or any other person(s) may not reproduce, publish or disclose any of the contents of the Report to others without the express authorization of MIPL. This Report is prepared and issued to the Subscriber without any risk, responsibility or liability on the part of MIPL or its officials.



**MIRA INFORM PRIVATE LIMITED**  
 605, Palmspring, Near D'Mart, Link Road,  
 Malad (West), Mumbai - 400 064. INDIA  
 Tel : 91-22-40448000 (44 lines)  
 Fax : 91-22-40448045 / 40448046  
 E-mail : mira@mirainform.com  
 info@mirainform.com  
 Website : <http://www.mirainform.com>  
<http://www.miraglobalcheck.com>  
<http://www.miraglobalcollections.com>

Outstanding	0
Trade Payment Data is information that we collect from selected third party partners who send us information about their whole sales ledger.	

	Within Terms	0-30 Days	31-60 Days	61-90 Days	91+ Days
<b>Paid</b>	3	1	3	1	2
<b>Outstanding</b>	0	0	0	0	0

**DISCLAIMER** : This Report is **PRIVATE & CONFIDENTIAL** and it is prepared at the request of and for its use by the Subscriber only. The Subscriber shall use the contents of the Report merely as an aid to its business. Mira Inform Private Limited ("MIPL") has collated information/data in the Report, which have not been verified unless otherwise specifically mentioned in the Report. The Subscriber shall independently verify the accuracy and correctness of the information/data before in any way acting upon the same. MIPL shall not be liable for any harm, injury, loss or damage caused to the Subscriber due to default by the Subscriber's debtors/beneficiaries in fulfilling their obligations of any nature whatsoever. This Report or any of its portion shall not be used as a documentary evidence or otherwise before any investigative agencies or forum of law. This Report is confidential and proprietary to MIPL. The Subscriber and/or any other person(s) may not reproduce, publish or disclose any of the contents of the Report to others without the express authorization of MIPL. This Report is prepared and issued to the Subscriber without any risk, responsibility or liability on the part of MIPL or its officials.

**FOREIGN EXCHANGE RATES**

Currency	Unit	Indian Rupees
US Dollar	1	INR 73.37
UK Pound	1	INR 94.05
Euro	1	INR 83.40
GBP	1	INR 93.84

**Note :** Above are approximate rates obtained from sources believed to be correct

**INFORMATION DETAILS**

Analysis Done by :	DIV
Report Prepared by :	POJ

**DISCLAIMER :** This Report is **PRIVATE & CONFIDENTIAL** and it is prepared at the request of and for its use by the Subscriber only. The Subscriber shall use the contents of the Report merely as an aid to its business. Mira Inform Private Limited ("MIPL") has collated information/data in the Report, which have not been verified unless otherwise specifically mentioned in the Report. The Subscriber shall independently verify the accuracy and correctness of the information/data before in any way acting upon the same. MIPL shall not be liable for any harm, injury, loss or damage caused to the Subscriber due to default by the Subscriber's debtors/beneficiaries in fulfilling their obligations of any nature whatsoever. This Report or any of its portion shall not be used as a documentary evidence or otherwise before any investigative agencies or forum of law. This Report is confidential and proprietary to MIPL. The Subscriber and/or any other person(s) may not reproduce, publish or disclose any of the contents of the Report to others without the express authorization of MIPL. This Report is prepared and issued to the Subscriber without any risk, responsibility or liability on the part of MIPL or its officials.

**RATING EXPLANATIONS**

Credit Rating	Explanation	Rating Comments
A++	Minimum Risk	Business dealings permissible with minimum risk of default
A+	Low Risk	Business dealings permissible with low risk of default
A	Acceptable Risk	Business dealings permissible with moderate risk of default
B	Medium Risk	Business dealings permissible on a regular monitoring basis
C	Medium High Risk	Business dealings permissible preferably on secured basis
D	High Risk	Business dealing not recommended or on secured terms only
NB	New Business	No recommendation can be done due to business in infancy stage
NT	No Trace	No recommendation can be done as the business is not traceable

NB is stated where there is insufficient information to facilitate rating. However, it is not to be considered as unfavourable.

This score serves as a reference to assess SC's credit risk and to set the amount of credit to be extended. It is calculated from a composite of weighted scores obtained from each of the major sections of this report. The assessed factors are as follows:

- Financial condition covering various ratios
- Company background and operations size
- Promoters / Management background
- Payment record
- Litigation against the subject
- Industry scenario / competitor analysis
- Supplier / Customer / Banker review (wherever available)