

MIRA INFORM REPORT

Report No. :	537309
Report Date :	27.10.2018

IDENTIFICATION DETAILS

Name :	JMJ BULK PACKAGING LIMITED
Registered Office :	Hamilton Office Park 31 High View Close Leicester LE4 9LJ
Country :	United Kingdom
Financials (as on) :	31.10.2017
Date of Incorporation :	11.04.1994
Com. Reg. No.:	02917694
Legal Form :	Private Limited With Share Capital
Line of Business :	Packaging Activities.
No. of Employees :	10 (31.10.2017)

RATING & COMMENTS

(Mira Inform has adopted New Rating mechanism w.e.f. 23rd January 2017)

MIRA's Rating :

A

Credit Rating	Explanation	Rating Comments
A	Acceptable Risk	Business dealings permissible with moderate risk of default

Status :	Satisfactory
Payment Behaviour :	Slow but Correct
Litigation :	Clear

NOTES :

Any query related to this report can be made on e-mail : infodept@mirainform.com while quoting report number, name and date.

ECGC Country Risk Classification List

Country Name	Previous Rating (30.06.2018)	Current Rating (30.09.2018)
United Kingdom	A1	A1

Risk Category	ECGC Classification
Insignificant	A1
Low Risk	A2
Moderately Low Risk	B1
Moderate Risk	B2
Moderately High Risk	C1
High Risk	C2
Very High Risk	D

DISCLAIMER : This Report is **PRIVATE & CONFIDENTIAL** and it is prepared at the request of and for its use by the Subscriber only. The Subscriber shall use the contents of the Report merely as an aid to its business. Mira Inform Private Limited ("MIPL") has collated information/data in the Report, which have not been verified unless otherwise specifically mentioned in the Report. The Subscriber shall independently verify the accuracy and correctness of the information/data before in any way acting upon the same. MIPL shall not be liable for any harm, injury, loss or damage caused to the Subscriber due to default by the Subscriber's debtors/beneficiaries in fulfilling their obligations of any nature whatsoever. This Report or any of its portion shall not be used as a documentary evidence or otherwise before any investigative agencies or forum of law. This Report is confidential and proprietary to MIPL. The Subscriber and/or any other person(s) may not reproduce, publish or disclose any of the contents of the Report to others without the express authorization of MIPL. This Report is prepared and issued to the Subscriber without any risk, responsibility or liability on the part of MIPL or its officials.

UNITED KINGDOM - ECONOMIC OVERVIEW

The UK, a leading trading power and financial center, is the third largest economy in Europe after Germany and France. Agriculture is intensive, highly mechanized, and efficient by European standards, producing about 60% of food needs with less than 2% of the labor force. The UK has large coal, natural gas, and oil resources, but its oil and natural gas reserves are declining; the UK has been a net importer of energy since 2005. Services, particularly banking, insurance, and business services, are key drivers of British GDP growth. Manufacturing, meanwhile, has declined in importance but still accounts for about 10% of economic output.

In 2008, the global financial crisis hit the economy particularly hard, due to the importance of its financial sector. Falling home prices, high consumer debt, and the global economic slowdown compounded the UK's economic problems, pushing the economy into recession in the latter half of 2008 and prompting the then BROWN (Labour) government to implement a number of measures to stimulate the economy and stabilize the financial markets. Facing burgeoning public deficits and debt levels, in 2010 the then CAMERON-led coalition government (between Conservatives and Liberal Democrats) initiated an austerity program, which has continued under the Conservative government. However, the deficit still remains one of the highest in the G7, standing at 3.6% of GDP as of 2017, and the UK has pledged to lower its corporation tax from 20% to 17% by 2020. The UK had a debt burden of 90.4% GDP at the end of 2017.

The UK economy has begun to slow since the referendum vote to leave the EU in June 2016. A sustained depreciation of the British pound has increased consumer and producer prices, weighing on consumer spending without spurring a meaningful increase in exports. The UK has an extensive trade relationship with other EU members through its single market membership, and economic observers have warned the exit will jeopardize its position as the central location for European financial services. Prime Minister MAY is seeking a new "deep and special" trade relationship with the EU following the UK's exit. However, economists doubt that the UK will be able to preserve the benefits of EU membership without the obligations. The UK is expected to officially leave the EU by the end of March 2019.

Source : CIA

COMPANY NAME

JMJ BULK PACKAGING LIMITED

COMPANY NO

02917694

COMPANY SUMMARY

Registered Address	HAMILTON OFFICE PARK 31 HIGH VIEW CLOSE LEICESTER LE4 9LJ
Trading Address	Hamilton Office Park 31 High View Close Leicester Leicestershire LE4 9LJ
Trading Address	16 Earlstrees Road, Earlstrees Industrial Estate, Corby, Northants, England
Website Address	http://www.packaging.uk.com
Telephone Number	-
Fax Number	-
TPS	-
FPS	Yes
Incorporation Date	11/04/1994
Previous Name	
Type	Private limited with Share Capital
FTSE Index	-
Date of Change	-
Filing Date of Accounts	19/01/2018
Currency	GBP
Share Capital	£100
SIC07	82920
Charity Number	-
SIC07 Description	PACKAGING ACTIVITIES
Principal Activity	

ADDITIONAL INFORMATION

CCJ's	0 (£0)
No CCJ Information To Display	
Ultimate Holding Company	-
Accountant	HAINES WATTS LEICESTER LLP
Mortgages	3
Group	0 companies
Linkages	0 companies
Countries	In 0 countries

KEY FINANCIALS

Year to Date	Turnover	Pre Tax Profit	Shareholder's Funds	Employees
31/10/2017	-	-	£922,075	10
31/10/2016	-	-	£742,209	10
31/10/2015	-	-	£738,186	-

MORTGAGE SUMMARY

Total Mortgage	3
Outstanding	1
Satisfied	2

TRADE DEBTORS / BAD DEBT SUMMARY

Total Number of Documented Trade	0
Total Value of Documented Trade	£0

COMMENTARY

This company has only made late payments on a low percentage of invoices.
The latest Balance Sheet indicates a positive net working capital position.
There has been an increase in shareholders funds compared with the previous balance sheet.
This company trades in an industry with a moderate level of corporate failures.

CCJ

Total Number of Exact CCJs -	0	Total Value of Exact CCJs -	
Total Number of Possible CCJs -	0	Total Value of Possible CCJs -	
Total Number of Satisfied CCJs -	0	Total Value of Satisfied CCJs -	
Total Number of Writs -	-		

Total Current Directors	2	Total Current Secretaries	1
Total Previous Directors / Company Secretaries	2	Total Person's With Significant Control	2

CURRENT DIRECTORS

Title	Mr	Function	Director
Name	John Michael Batty	Nationality	British
Date of Birth	02/1961	Present Appointments	1
Latest Address	Roseneath, 21 Park Crescent, Peterborough	Appointment Date	12/04/1994
Post Code	PE1 4DX		
Title	Ms	Function	Director
Name	Maria Fatima Batty	Nationality	British
Date of Birth	05/1964	Present Appointments	2
Latest Address	Roseneath, 21 Park Crescent, Peterborough, Cambridgeshire	Appointment Date	01/10/1999
Post Code	PE1 4DX		

CURRENT COMPANY SECRETARY

Title	Ms	Function	Company Secretary
Name	Maria Fatima Batty	Nationality	British
Date of Birth	05/1964	Present Appointments	2
Latest Address	Roseneath, 21 Park Crescent, Peterborough, Cambridgeshire	Appointment Date	12/04/1994
Post Code	PE1 4DX		
















DISCLAIMER : This Report is **PRIVATE & CONFIDENTIAL** and it is prepared at the request of and for its use by the Subscriber only. The Subscriber shall use the contents of the Report merely as an aid to its business. Mira Inform Private Limited ("MIPL") has collated information/data in the Report, which have not been verified unless otherwise specifically mentioned in the Report. The Subscriber shall independently verify the accuracy and correctness of the information/data before in any way acting upon the same. MIPL shall not be liable for any harm, injury, loss or damage caused to the Subscriber due to default by the Subscriber's debtors/beneficiaries in fulfilling their obligations of any nature whatsoever. This Report or any of its portion shall not be used as a documentary evidence or otherwise before any investigative agencies or forum of law. This Report is confidential and proprietary to MIPL. The Subscriber and/or any other person(s) may not reproduce, publish or disclose any of the contents of the Report to others without the express authorization of MIPL. This Report is prepared and issued to the Subscriber without any risk, responsibility or liability on the part of MIPL or its officials.

TOP SHAREHOLDERS

Name	Currency	Share Count	Share Type	Nominal Value	% of Total Share Count
MR JOHN MICHAEL BATTY	GBP	50	ORDINARY	1	50
MRS MARIA FATIMA BATTY	GBP	50	ORDINARY	1	50

















FINANCIAL

Profit & Loss


	Date Of Accounts	31/10/17	(%)	31/10/16	(%)	31/10/15	(%)	31/10/14	(%)	31/10/13
	Weeks	52	(%)	52	(%)	52	(%)	52	(%)	52
	Currency	GBP	(%)	GBP	(%)	GBP	(%)	GBP	(%)	GBP
	Consolidated A/cs	N	(%)	N	(%)	N	(%)	N	(%)	N
	Turnover	-	-	-	-	-	-	-	-	-
	Export	-	-	-	-	-	-	-	-	-
	Cost of Sales	-	-	-	-	-	-	-	-	-
	Gross Profit	-	-	-	-	-	-	-	-	-
	Wages & Salaries	-	-	-	-	-	-	-	-	-
	Directors Emoluments	-	-	-	-	-	-	-	-	-
	Operating Profit	-	-	-	-	-	-	-	-	-
	Depreciation	£34,767	15.7%	£30,054	937.8%	£2,896	64.4%	£1,762	- 63.8%	£4,871
	Audit Fees	-	-	-	-	-	-	-	-	-
	Interest Payments	-	-	-	-	-	-	-	-	-
	Pre Tax Profit	-	-	-	-	-	-	-	-	-
	Taxation	-	-	-	-	-	-	-	-	-
	Profit After Tax	-	-	-	-	-	-	-	-	-
	Dividends Payable	-	-	-	-	-	-	-	-	-
	Retained Profit	-	-	-	-	-	-	-	-	-

DISCLAIMER : This Report is **PRIVATE & CONFIDENTIAL** and it is prepared at the request of and for its use by the Subscriber only. The Subscriber shall use the contents of the Report merely as an aid to its business. Mira Inform Private Limited ("MIPL") has collated information/data in the Report, which have not been verified unless otherwise specifically mentioned in the Report. The Subscriber shall independently verify the accuracy and correctness of the information/data before in any way acting upon the same. MIPL shall not be liable for any harm, injury, loss or damage caused to the Subscriber due to default by the Subscriber's debtors/beneficiaries in fulfilling their obligations of any nature whatsoever. This Report or any of its portion shall not be used as a documentary evidence or otherwise before any investigative agencies or forum of law. This Report is confidential and proprietary to MIPL. The Subscriber and/or any other person(s) may not reproduce, publish or disclose any of the contents of the Report to others without the express authorization of MIPL. This Report is prepared and issued to the Subscriber without any risk, responsibility or liability on the part of MIPL or its officials.






Balance Sheet

	Date Of Accounts	31/10/17	(%)	31/10/16	(%)	31/10/15	(%)	31/10/14	(%)	31/10/13
	Tangible Assets	£66,848	- 31.7%	£97,943	-13%	£112,534	999.9 %	£867	-67%	£2,629
	Intangible Assets	0	-	0	-	0	-	0	-	0
	Total Fixed Assets	£66,848	- 31.7%	£97,943	-13%	£112,534	999.9 %	£867	-67%	£2,629
	Stock	£1,467,718	12.1%	£1,309,573	- 17.3 %	£1,582,707	71.5%	£922,791	- 26.1 %	£1,248,473
	Trade Debtors	£1,518,638	17.4%	£1,293,672	- 10.1 %	£1,438,503	5.2%	£1,367,925	- 22.9 %	£1,774,275
	Cash	£27,101	- 55.3%	£60,563	16.3 %	£52,067	70%	£30,620	- 82.8 %	£178,493
	Other Debtors	£102,870	- 47.6%	£196,364	-	0	-	0	-	0
	Miscellaneous Current Assets	0	-	0	-	0	-	0	-	0
	Total Current Assets	£3,116,327	9%	£2,860,172	- 6.9%	£3,073,277	32.4%	£2,321,336	- 27.5 %	£3,201,241
	Trade Creditors	£1,253,686	- 27.7%	£1,732,831	- 29.2 %	£2,447,625	42.8%	£1,713,767	- 31.8 %	£2,512,802
	Bank Loans & Overdrafts	0	-	0	-	0	-	0	-	0
	Other Short Term Finance	0	-	0	-	0	-	0	-	0
	Miscellaneous Current Liabilities	£995,690	114.6 %	£463,905	-	0	-	0	-	0
	Total Current Liabilities	£2,249,376	2.4%	£2,196,736	- 10.3 %	£2,447,625	42.8%	£1,713,767	- 31.8 %	£2,512,802
	Bank Loans & Overdrafts and LTL	£11,724	- 38.8%	£19,170	-	0	-	0	-	0
	Other Long Term Finance	0	-	0	-	0	-	0	-	0






DISCLAIMER : This Report is **PRIVATE & CONFIDENTIAL** and it is prepared at the request of and for its use by the Subscriber only. The Subscriber shall use the contents of the Report merely as an aid to its business. Mira Inform Private Limited ("MIPL") has collated information/data in the Report, which have not been verified unless otherwise specifically mentioned in the Report. The Subscriber shall independently verify the accuracy and correctness of the information/data before in any way acting upon the same. MIPL shall not be liable for any harm, injury, loss or damage caused to the Subscriber due to default by the Subscriber's debtors/beneficiaries in fulfilling their obligations of any nature whatsoever. This Report or any of its portion shall not be used as a documentary evidence or otherwise before any investigative agencies or forum of law. This Report is confidential and proprietary to MIPL. The Subscriber and/or any other person(s) may not reproduce, publish or disclose any of the contents of the Report to others without the express authorization of MIPL. This Report is prepared and issued to the Subscriber without any risk, responsibility or liability on the part of MIPL or its officials.

	Total Long Term Liabilities	£11,724	- 38.8%	£19,170	-	0	-	0	-	0
---	------------------------------------	---------	---------	---------	---	---	---	---	---	---





Capital & Reserves

	Date Of Accounts	31/10/17	(%)	31/10/16	(%)	31/10/15	(%)	31/10/14	(%)	31/10/13
	Called Up Share Capital	£100	-	£100	-	£100	-	£100	-	£100
	P & L Account Reserve	£921,975	24.2%	£742,109	0.5%	£738,086	21.3%	£608,336	- 12%	£690,968
	Revaluation Reserve	-	-	-	-	-	-	-	-	-
	Sundry Reserves	-	-	-	-	-	-	-	-	-
	Shareholder Funds	£922,075	24.2%	£742,209	0.5%	£738,186	21.3%	£608,436	- 12%	£691,068

Other Financial Items



	Date Of Accounts	31/10/17	(%)	31/10/16	(%)	31/10/15	(%)	31/10/14	(%)	31/10/13
	Net Worth	£922,075	24.2 %	£742,209	0.5 %	£738,186	21.3 %	£608,436	-12%	£691,068
	Working Capital	£866,951	30.7 %	£663,436	6%	£625,652	3%	£607,569	- 11.7 %	£688,439
	Total Assets	£3,183,175	7.6%	£2,958,115	- 7.1 %	£3,185,811	37.2 %	£2,322,203	- 27.5 %	£3,203,870
	Total Liabilities	£2,261,100	2%	£2,215,906	- 9.5 %	£2,447,625	42.8 %	£1,713,767	- 31.8 %	£2,512,802
	Net Assets	£922,075	24.2 %	£742,209	0.5 %	£738,186	21.3 %	£608,436	-12%	£691,068

Cash Flow












	Date Of Accounts	31/10/17	(%)	31/10/16	(%)	31/10/15	(%)	31/10/14	(%)	31/10/13
	Net Cashflow from Operations	-	-	-	-	-	-	-	-	-
	Net Cashflow before Financing	-	-	-	-	-	-	-	-	-
	Net Cashflow from Financing	-	-	-	-	-	-	-	-	-
	Increase in Cash	-	-	-	-	-	-	-	-	-

DISCLAIMER : This Report is **PRIVATE & CONFIDENTIAL** and it is prepared at the request of and for its use by the Subscriber only. The Subscriber shall use the contents of the Report merely as an aid to its business. Mira Inform Private Limited ("MIPL") has collated information/data in the Report, which have not been verified unless otherwise specifically mentioned in the Report. The Subscriber shall independently verify the accuracy and correctness of the information/data before in any way acting upon the same. MIPL shall not be liable for any harm, injury, loss or damage caused to the Subscriber due to default by the Subscriber's debtors/beneficiaries in fulfilling their obligations of any nature whatsoever. This Report or any of its portion shall not be used as a documentary evidence or otherwise before any investigative agencies or forum of law. This Report is confidential and proprietary to MIPL. The Subscriber and/or any other person(s) may not reproduce, publish or disclose any of the contents of the Report to others without the express authorization of MIPL. This Report is prepared and issued to the Subscriber without any risk, responsibility or liability on the part of MIPL or its officials.

Miscellaneous

	Date Of Accounts	31/10/17	(%)	31/10/16	(%)	31/10/15	(%)	31/10/14	(%)	31/10/13
	Contingent Liability	NO	-	NO	-	NO	-	NO	-	NO
	Capital Employed	£933,799	22.6%	£761,379	3.1%	£738,186	21.3%	£608,436	- 12%	£691,068
	Number of Employees	10	-	10	-	-	-	-	-	-
	Accountants	HAINES WATTS LEICESTER LLP								
	Auditors									
	Auditor Comments	The company is exempt from audit								
	Bankers	NATIONAL WESTMINSTER BANK PLC								
	Bank Branch Code									

RATIOS

	Date Of Accounts	31/10/17	31/10/16	31/10/15	31/10/14	31/10/13
	Pre-tax profit margin %	-	-	-	-	-
	Current ratio	1.39	1.30	1.26	1.35	1.27
	Sales/Net Working Capital	-	-	-	-	-
	Gearing %	1.30	2.60	0	0	0
	Equity in %	29	25.10	23.20	26.20	21.60
	Creditor Days	-	-	-	-	-
	Debtor Days	-	-	-	-	-
	Liquidity/Acid Test	0.73	0.70	0.60	0.81	0.77
	Return On Capital Employed %	-	-	-	-	-
	Return On Total Assets Employed %	-	-	-	-	-
	Current Debt Ratio	2.43	2.95	3.31	2.81	3.63
	Total Debt Ratio	2.45	2.98	3.31	2.81	3.63
	Stock Turnover Ratio %	-	-	-	-	-
	Return on Net Assets Employed %	-	-	-	-	-

Report Notes

There are no notes to display.

DISCLAIMER : This Report is **PRIVATE & CONFIDENTIAL** and it is prepared at the request of and for its use by the Subscriber only. The Subscriber shall use the contents of the Report merely as an aid to its business. Mira Inform Private Limited ("MIPL") has collated information/data in the Report, which have not been verified unless otherwise specifically mentioned in the Report. The Subscriber shall independently verify the accuracy and correctness of the information/data before in any way acting upon the same. MIPL shall not be liable for any harm, injury, loss or damage caused to the Subscriber due to default by the Subscriber's debtors/beneficiaries in fulfilling their obligations of any nature whatsoever. This Report or any of its portion shall not be used as a documentary evidence or otherwise before any investigative agencies or forum of law. This Report is confidential and proprietary to MIPL. The Subscriber and/or any other person(s) may not reproduce, publish or disclose any of the contents of the Report to others without the express authorization of MIPL. This Report is prepared and issued to the Subscriber without any risk, responsibility or liability on the part of MIPL or its officials.

Status History

No Status History found

EVENT HISTORY

Date	Description
20/04/2018	Confirmation Statement
29/01/2018	New Accounts Filed
29/01/2018	New Accounts Filed
21/04/2017	Confirmation Statement
15/02/2017	New Accounts Filed
04/08/2016	Payment Data Update Received
29/04/2016	Annual Returns
30/03/2016	Payment Data Update Received
19/02/2016	New Accounts Filed
24/04/2015	Annual Returns
22/04/2015	Change in Reg.Office
23/02/2015	New Accounts Filed
12/05/2014	Annual Returns
07/02/2014	New Accounts Filed
13/05/2013	Annual Returns

Previous Company Names

No Previous Names found

Writ Details

No writs found

STATISTICS

Group	-
Linkages	0 companies
Countries	In 0 countries

SUMMARY

Holding Company	-
Ownership Status	
Ultimate Holding Company	-

DISCLAIMER : This Report is **PRIVATE & CONFIDENTIAL** and it is prepared at the request of and for its use by the Subscriber only. The Subscriber shall use the contents of the Report merely as an aid to its business. Mira Inform Private Limited ("MIPL") has collated information/data in the Report, which have not been verified unless otherwise specifically mentioned in the Report. The Subscriber shall independently verify the accuracy and correctness of the information/data before in any way acting upon the same. MIPL shall not be liable for any harm, injury, loss or damage caused to the Subscriber due to default by the Subscriber's debtors/beneficiaries in fulfilling their obligations of any nature whatsoever. This Report or any of its portion shall not be used as a documentary evidence or otherwise before any investigative agencies or forum of law. This Report is confidential and proprietary to MIPL. The Subscriber and/or any other person(s) may not reproduce, publish or disclose any of the contents of the Report to others without the express authorization of MIPL. This Report is prepared and issued to the Subscriber without any risk, responsibility or liability on the part of MIPL or its officials.

Group StructureFull

No Group Structure

MORTGAGE DETAILS

Mortgage Type:	FIXED AND FLOATING CHARGE		
Date Charge Created:	18/08/03		
Date Charge Registered:	22/08/03		
Date Charge Satisfied:	-		
Status:	OUTSTANDING		
Person(s) Entitled:	THE ROYAL BANK OF SCOTLAND COMMERCIAL SERVICES LIMITED		
Amount Secured:	ALL MONIES DUE OR TO BECOME DUE FROM THE COMPANY TO THE CHARGEES UNDER THE TERMS OF THE AFOREMENTIONED INSTRUMENT CREATING OR EVIDENCING THE CHARGE		
Details:	FIXED AND FLOATING CHARGES OVER THE UNDERTAKING AND ALL PROPERTY AND ASSETS PRESENT AND FUTURE INCLUDING GOODWILL BOOK DEBTS UNCALLED CAPITAL BUILDINGS FIXTURES FIXED PLANT AND MACHINERY		
Mortgage Type:	FIXED AND FLOATING CHARGE		
Date Charge Created:	21/10/02		
Date Charge Registered:	29/10/02		
Date Charge Satisfied:	26/06/18		
Status:	SATISFIED		
Person(s) Entitled:	THE ROYAL BANK OF SCOTLAND COMMERCIAL SERVICES LIMITED;		
Amount Secured:			
Details:	FIXED AND FLOATING CHARGES OVER THE UNDERTAKING AND ALL PROPERTY AND ASSETS PRESENT AND FUTURE INCLUDING GOODWILL BOOK DEBTS UNCALLED CAPITAL BUILDINGS FIXTURES FIXED PLANT AND MACHINERY SEE THE MORTGAGE CHARGE DOCUMENT FOR FULL DETAILS		
Mortgage Type:	RENT DEPOSIT DEED		
Date Charge Created:	15/12/00		
Date Charge Registered:	23/12/00		
Date Charge Satisfied:	09/07/18		
Status:	SATISFIED		
Person(s) Entitled:	QUINSTOCK LIMITED;		
Amount Secured:			
Details:	THE AMOUNT FROM TIME TO TIME STANDING TO THE CREDIT OF THE DEPOSIT ACCOUNT UNDER THE RENT DEPOSIT DEED BEING AN INITIAL SUM OF £38,000.00		

PREVIOUS DIRECTOR/COMPANY SECRETARIES

Name	Current Active Appointments	Previous Appointments	Dissolved Companies
LUFMER LIMITED	0	1061	7142
SEMKEN LIMITED	0	1080	7215
Total Persons With Significant Control	2	Total Statements	0
Active	2	Active	0
Ceased	0	Ceased	0

ACTIVE PERSONS WITH SIGNIFICANT CONTROL

Name	Mr John Michael Batty	Kind	Individual Person With Significant Control
Address	21 Park Crescent, Peterborough	Country Of Residence	United Kingdom
Post Code	PE1 4DX	Nationality	British
Date of Birth	02/1961	Notified On	06/04/2016
Nature Of Control	Ownership of shares - between 25% and 50%		
Name	Maria Fatima Batty	Kind	Individual Person With Significant Control
Address	Roseneath Park Crescent, Peterborough, Cambridgeshire	Country Of Residence	United Kingdom
Post Code	PE1 4DX	Nationality	British
Date of Birth	05/1964	Notified On	06/04/2016
Nature Of Control	Ownership of shares - between 25% and 50%		

Ceased Persons With Significant Control

No Ceased Persons With Significant Control To Display

Active Statements

No Active Statements To Display

CEASED STATEMENTS

No Ceased Statements To Display	
Average Invoice Value	£946.25
Invoices available	27
Paid	25
Outstanding	2

DISCLAIMER : This Report is **PRIVATE & CONFIDENTIAL** and it is prepared at the request of and for its use by the Subscriber only. The Subscriber shall use the contents of the Report merely as an aid to its business. Mira Inform Private Limited ("MIPL") has collated information/data in the Report, which have not been verified unless otherwise specifically mentioned in the Report. The Subscriber shall independently verify the accuracy and correctness of the information/data before in any way acting upon the same. MIPL shall not be liable for any harm, injury, loss or damage caused to the Subscriber due to default by the Subscriber's debtors/beneficiaries in fulfilling their obligations of any nature whatsoever. This Report or any of its portion shall not be used as a documentary evidence or otherwise before any investigative agencies or forum of law. This Report is confidential and proprietary to MIPL. The Subscriber and/or any other person(s) may not reproduce, publish or disclose any of the contents of the Report to others without the express authorization of MIPL. This Report is prepared and issued to the Subscriber without any risk, responsibility or liability on the part of MIPL or its officials.



MIRA INFORM PRIVATE LIMITED
605, Palmspring, Near D'Mart, Link Road,
Malad (West), Mumbai - 400 064. INDIA
Tel : 91-22-40448000 (44 lines)
Fax : 91-22-40448045 / 40448046
E-mail : mira@mirainform.com
info@mirainform.com
Website : <http://www.mirainform.com>
<http://www.miraglobalcheck.com>
<http://www.miraglobalcollections.com>

Trade Payment Data is information that we collect from selected third party partners who send us information about their whole sales ledger.

	Within Terms	0-30 Days	31-60 Days	61-90 Days	91+ Days
Paid	17	4	2	2	0
Outstanding	0	2	0	0	0

DISCLAIMER : This Report is **PRIVATE & CONFIDENTIAL** and it is prepared at the request of and for its use by the Subscriber only. The Subscriber shall use the contents of the Report merely as an aid to its business. Mira Inform Private Limited ("MIPL") has collated information/data in the Report, which have not been verified unless otherwise specifically mentioned in the Report. The Subscriber shall independently verify the accuracy and correctness of the information/data before in any way acting upon the same. MIPL shall not be liable for any harm, injury, loss or damage caused to the Subscriber due to default by the Subscriber's debtors/beneficiaries in fulfilling their obligations of any nature whatsoever. This Report or any of its portion shall not be used as a documentary evidence or otherwise before any investigative agencies or forum of law. This Report is confidential and proprietary to MIPL. The Subscriber and/or any other person(s) may not reproduce, publish or disclose any of the contents of the Report to others without the express authorization of MIPL. This Report is prepared and issued to the Subscriber without any risk, responsibility or liability on the part of MIPL or its officials.

FOREIGN EXCHANGE RATES

Currency	Unit	Indian Rupees
US Dollar	1	INR 73.37
UK Pound	1	INR 94.05
Euro	1	INR 83.40
GBP	1	INR 93.84

Note : Above are approximate rates obtained from sources believed to be correct

INFORMATION DETAILS

Analysis Done by :	DIV
Report Prepared by :	POJ

DISCLAIMER : This Report is **PRIVATE & CONFIDENTIAL** and it is prepared at the request of and for its use by the Subscriber only. The Subscriber shall use the contents of the Report merely as an aid to its business. Mira Inform Private Limited ("MIPL") has collated information/data in the Report, which have not been verified unless otherwise specifically mentioned in the Report. The Subscriber shall independently verify the accuracy and correctness of the information/data before in any way acting upon the same. MIPL shall not be liable for any harm, injury, loss or damage caused to the Subscriber due to default by the Subscriber's debtors/beneficiaries in fulfilling their obligations of any nature whatsoever. This Report or any of its portion shall not be used as a documentary evidence or otherwise before any investigative agencies or forum of law. This Report is confidential and proprietary to MIPL. The Subscriber and/or any other person(s) may not reproduce, publish or disclose any of the contents of the Report to others without the express authorization of MIPL. This Report is prepared and issued to the Subscriber without any risk, responsibility or liability on the part of MIPL or its officials.

RATING EXPLANATIONS

Credit Rating	Explanation	Rating Comments
A++	Minimum Risk	Business dealings permissible with minimum risk of default
A+	Low Risk	Business dealings permissible with low risk of default
A	Acceptable Risk	Business dealings permissible with moderate risk of default
B	Medium Risk	Business dealings permissible on a regular monitoring basis
C	Medium High Risk	Business dealings permissible preferably on secured basis
D	High Risk	Business dealing not recommended or on secured terms only
NB	New Business	No recommendation can be done due to business in infancy stage
NT	No Trace	No recommendation can be done as the business is not traceable

NB is stated where there is insufficient information to facilitate rating. However, it is not to be considered as unfavourable.

This score serves as a reference to assess SC's credit risk and to set the amount of credit to be extended. It is calculated from a composite of weighted scores obtained from each of the major sections of this report. The assessed factors are as follows:

- Financial condition covering various ratios
- Company background and operations size
- Promoters / Management background
- Payment record
- Litigation against the subject
- Industry scenario / competitor analysis
- Supplier / Customer / Banker review (wherever available)

DISCLAIMER : This Report is **PRIVATE & CONFIDENTIAL** and it is prepared at the request of and for its use by the Subscriber only. The Subscriber shall use the contents of the Report merely as an aid to its business. Mira Inform Private Limited ("MIPL") has collated information/data in the Report, which have not been verified unless otherwise specifically mentioned in the Report. The Subscriber shall independently verify the accuracy and correctness of the information/data before in any way acting upon the same. MIPL shall not be liable for any harm, injury, loss or damage caused to the Subscriber due to default by the Subscriber's debtors/beneficiaries in fulfilling their obligations of any nature whatsoever. This Report or any of its portion shall not be used as a documentary evidence or otherwise before any investigative agencies or forum of law. This Report is confidential and proprietary to MIPL. The Subscriber and/or any other person(s) may not reproduce, publish or disclose any of the contents of the Report to others without the express authorization of MIPL. This Report is prepared and issued to the Subscriber without any risk, responsibility or liability on the part of MIPL or its officials.