

MIRA INFORM REPORT

Report No. :	536474
Report Date :	29.10.2018

IDENTIFICATION DETAILS

Name :	WIPRO LIMITED (w.e.f 28.04.1984)
Formerly Known As :	WIPRO PRODUCTS LIMITED (w.e.f 07.06.1977) WESTERN INDIA VEGETABLE PRODUCTS LIMITED
Registered Office :	Doddakannelli, Sarjapur Road, Bangalore – 560035, Karnataka
Tel. No.:	91-80-28440011
Country :	India
Financials (as on) :	31.03.2018
Date of Incorporation :	29.12.1945
CIN No.: [Company Identification No.]	L32102KA1945PLC020800
Capital Investment / Paid-up Capital :	INR 9048.000 Million
IEC No.: [Import-Export Code No.]	0488006040
PAN No.: [Permanent Account No.]	AAACW0387R
GSTN : [Goods & Service Tax Registration No.]	33AAACW0387R2ZT (Tamilnadu) 19AAACW0387R2ZJ (West Bengal) 19AAACW0387R1ZK (West Bengal) 20AAACW0387R1Z1 (Jharkhand) 02AAACW0387R1ZZ (Himachal Pradesh) 24AAACW0387R1ZT (Gujarat) 08AAACW0387R1ZN (Rajasthan) 29AAACW0387R7ZD (Karnataka) 21AAACW0387R1ZZ (Odisha) 03AAACW0387R1ZX (Punjab)
Legal Form :	A Public Limited Liability Company. The Company's Shares are Listed on the

DISCLAIMER : This Report is **PRIVATE & CONFIDENTIAL** and it is prepared at the request of and for its use by the Subscriber only. The Subscriber shall use the contents of the Report merely as an aid to its business. Mira Inform Private Limited ("MIPL") has collated information/data in the Report, which have not been verified unless otherwise specifically mentioned in the Report. The Subscriber shall independently verify the accuracy and correctness of the information/data before in any way acting upon the same. MIPL shall not be liable for any harm, injury, loss or damage caused to the Subscriber due to default by the Subscriber's debtors/beneficiaries in fulfilling their obligations of any nature whatsoever. This Report or any of its portion shall not be used as a documentary evidence or otherwise before any investigative agencies or forum of law. This Report is confidential and proprietary to MIPL. The Subscriber and/or any other person(s) may not reproduce, publish or disclose any of the contents of the Report to others without the express authorization of MIPL. This Report is prepared and issued to the Subscriber without any risk, responsibility or liability on the part of MIPL or its officials.

	Stock Exchanges.
Line of Business :	Providing Information Technology (IT) Product and Software Services. (Registered Activity)
No. of Employees :	132906 (Approximately)

RATING & COMMENTS

(Mira Inform has adopted New Rating mechanism w.e.f. 23rd January 2017)

MIRA's Rating : A++

Credit Rating	Explanation	Rating Comments
A++	Minimum Risk	Business dealings permissible with minimum risk of default

Maximum Credit Limit :	USD 1210000000
Status :	Excellent
Payment Behaviour :	Regular
Litigation :	Exist
Comments :	<p>Subject is a third largest Indian player in the Global IT Service outsourcing Industry and it was incorporated in the year 1945.</p> <p>As per financials of March 2018, the company has registered a healthy revenue from its revenue and has reported good profit margin.</p> <p>Rating takes into consideration the company's long established track record of business operations marked by healthy net worth base along with low solvency indicators and good liquidity position.</p> <p>Rating also takes into account the established position in Indian Information Technology (IT) industry, its diversified revenue streams and strategic alliances spread across geographies.</p> <p>Shares are quoted high on Stock Exchanges. (Shares are traded at a price of INR 307.5 against its face value of INR 2).</p> <p>However, rating strength is partially offset by margin pressure arising from competitive pressure, currency fluctuations and employee attrition.</p> <p>As per unaudited quarterly financials of June 2018, the company has achieved a revenue of INR 115675.000 Million from its operations and has reported good profit margin of 16.62%.</p> <p>Payment seems to be regular as per commitments.</p>

	In view of aforesaid, the company can be considered good for business dealings at normal trade terms and conditions.
--	--

NOTES :

Any query related to this report can be made on e-mail : infodept@mirainform.com while quoting report number, name and date.

ECGC Country Risk Classification List

Country Name	Previous Rating (30.06.2018)	Current Rating (30.09.2018)
India	A1	A1

Risk Category	ECGC Classification
Insignificant	A1
Low Risk	A2
Moderately Low Risk	B1
Moderate Risk	B2
Moderately High Risk	C1
High Risk	C2
Very High Risk	D

EXTERNAL AGENCY RATING

Rating Agency Name	ICRA
Rating	Non Fund Based Facilities=AAA
Rating Explanation	Highest degree of safety and carry lowest credit risk.
Date	10.05.2018

Rating Agency Name	ICRA
Rating	Fund Based Facilities=A1+
Rating Explanation	Very strong degree of safety and carry lowest credit risk.
Date	10.05.2018

RBI DEFAULTERS' LIST STATUS

Subject's name is not enlisted as a defaulter in the publicly available RBI Defaulters' list.

EPF (Employee Provident Fund) DEFAULTERS' LIST STATUS

DISCLAIMER : This Report is **PRIVATE & CONFIDENTIAL** and it is prepared at the request of and for its use by the Subscriber only. The Subscriber shall use the contents of the Report merely as an aid to its business. Mira Inform Private Limited ("MIPL") has collated information/data in the Report, which have not been verified unless otherwise specifically mentioned in the Report. The Subscriber shall independently verify the accuracy and correctness of the information/data before in any way acting upon the same. MIPL shall not be liable for any harm, injury, loss or damage caused to the Subscriber due to default by the Subscriber's debtors/beneficiaries in fulfilling their obligations of any nature whatsoever. This Report or any of its portion shall not be used as a documentary evidence or otherwise before any investigative agencies or forum of law. This Report is confidential and proprietary to MIPL. The Subscriber and/or any other person(s) may not reproduce, publish or disclose any of the contents of the Report to others without the express authorization of MIPL. This Report is prepared and issued to the Subscriber without any risk, responsibility or liability on the part of MIPL or its officials.

WIPRO LIMITED - 536474

PAGE NO. : 4

Subject's name is not enlisted as a defaulter in the publicly available EPF (Employee Provident Fund) Defaulters' list as of 31-03-2018.

BIFR (Board for Industrial & Financial Reconstruction) LISTING STATUS

Subject's name is not listed as a Sick Unit in the publicly available BIFR (Board for Industrial & Financial Reconstruction) list as of 29.10.2018

IBBI (Insolvency and Bankruptcy Board of India) LISTING STATUS

Subject's name is not listed in the publicly available IBBI (Insolvency and Bankruptcy Board of India) list as of report date.

INFORMATION DENIED

MANAGEMENT NON-COOPERTIVE (Tel. No.: 91-80-28440011)

LOCATIONS

Registered Office / Corporate Office 1:	Doddakannelli, Sarjapur Road, Bangalore – 560 035, Karnataka, India
Tel. No.:	91-80-28440011
Fax No.:	91-80-28440054
E-Mail :	renee.jhala@corp.wipro.co.in info@wiproindia.com ramachandran.venkatesan@wipro.com
Website :	http://www.wipro.com
Corporate Office 2 :	122, Part 1, EPIP, Bangalore – 560066, Karnataka, India.
Software Technology Parks:	<ul style="list-style-type: none"> • Bangalore, Karnataka • Chennai, Tamilnadu • Secunderabad, Andhra Pradesh • Pune, Maharashtra • Gurgaon, Haryana • Hyderabad, Andhra Pradesh • Mumbai, Maharashtra
Factory :	<ul style="list-style-type: none"> > Sigma Infotech Park, Whitefield, Bangalore, Karnataka, India > S B Towers, 88, M G Road, Bangalore - 560 001, Karnataka, India > 608-610, Carlton Towers, No. 1 Airport Road, Bangalore - 560 001,

DISCLAIMER : This Report is **PRIVATE & CONFIDENTIAL** and it is prepared at the request of and for its use by the Subscriber only. The Subscriber shall use the contents of the Report merely as an aid to its business. Mira Inform Private Limited ("MIPL") has collated information/data in the Report, which have not been verified unless otherwise specifically mentioned in the Report. The Subscriber shall independently verify the accuracy and correctness of the information/data before in any way acting upon the same. MIPL shall not be liable for any harm, injury, loss or damage caused to the Subscriber due to default by the Subscriber's debtors/beneficiaries in fulfilling their obligations of any nature whatsoever. This Report or any of its portion shall not be used as a documentary evidence or otherwise before any investigative agencies or forum of law. This Report is confidential and proprietary to MIPL. The Subscriber and/or any other person(s) may not reproduce, publish or disclose any of the contents of the Report to others without the express authorization of MIPL. This Report is prepared and issued to the Subscriber without any risk, responsibility or liability on the part of MIPL or its officials.

	<p>Karnataka, India</p> <ul style="list-style-type: none"> > Information Technology Park, Whitefield, Bangalore - 560 066, Karnataka, India > 271-27 1 A, Sri Ganesh Complex, Hosur Main Road, Bangalore - 560 068, Karnataka, India > 26, Sri Chamundi Complex, Madivala II, Bommanahalli, Hosur Main Road, Bangalore - 560 068, Karnataka, India > No. 1, 2, 3, 4 and 54/1, Survey No. 201/C, Madivala III, Bangalore - 560 068, Karnataka, India > No. 1, 2, 3, 4 and 54/1, Survey No. 201/C, Madivala III (Research and Development), Bangalore - 560 068, Karnataka, India > No. 1 , 2, 3, 4 and 54/3, Survey No.- 201/C, Madivala IV, Bangalore – 560 068, Karnataka, India > 3rd Floor, Ahmed Plaza, No.38/ 1 & 2, Bertenna Agrahara, Hosur Main Road, Bangalore - 560 068, Karnataka, India > Subramanya Arcade, Bannerhatta Main Road, Bangalore, Karnataka, India > K-3 1 2, Koramangala Industrial Layout, Bangalore - 560 095, Karnataka, India > V Block, Koramangala, Bangalore - 560 095, Karnataka, India > Electronics City 1 - No. 72, Keonics Electronic City, Hosur Road, Bangalore - 561 229, Karnataka, India > Electronics City - II, Tower IV, No. 72, Keonics Electronic City, Hosur Road, Bangalore - 561 229, Karnataka, India > No.92, 2nd Main Road, KEONICS Electronic City – SIRI, Bangalore – 561 229, Karnataka, India > S. No. 70/1, 2, 3, 4(P) and. 84/1, 2, 3, 4(P) Doddathogur Village, Begur Hobli, ' Bangalore - 561 229, Karnataka, India > Capitale, 552 and. 555, Anna Salai, Teynampet, Chennai, Tamilnadu, India > 475A, Shollinganallur, Old Mahabalipuram Road (CDC-III), Chennai – 600 019, Tamilnadu, India > 111, Mount Road, Guindy, Chennai - 600 032, Tamilnadu, India
--	--

	<ul style="list-style-type: none"> > No. 105, Guindy, Mount Road, Chennai - 600 032, Tamilnadu, India > Infotech Park, SDF Building, 4th Floor, Kusumagiri, Kakkanad, Cochin, India > Infotech Park, 4th Floor, Vismaya Building, Kakkanad, Cochin, India > 239, Okhla Industrial Estate, Delhi, India > Plot No.27/28, Phase IV, Udyog Vihar, Gurgaon - 122 016, India > Plot No. 281,Phase II, Udyog Vihar, Gurgaon - 122 106, Haryana, India > No. 480-481, Udyog Vihar, Phase-II, Gurgoan - 122015, Haryana, India > S. No. 203/1, Manikonda Jagir Village, Rajendranagar Mandal, RR District, Hyderabad, India > Survey Nos. 64, Serilingampali Mandal, Madhapur, Hyderabad - 500 033, India > Queens Plaza, S P Road, Hyderabad - 500 033, Andhra Pradesh > Plot No. 1, 7, 8 and 9, Block-DM, Sector- V, Saltlake, Kolkata - 700 091, West Bengal, India > 146/147, Mettagalli Industrial Area, Mettagalli, Mysore, India > Vashi, Navi Mumbai, Mumbai, Maharashtra, India > Plot No. 2, MIDC, Infotech Park, Hingewadi, Pune - 411 027, Maharashtra, India > 1-8-448, Lakshmi Buildings, S P Road, Begumpet, Secunderabad - 500 016, Andhra Pradesh, India
<p>Overseas Offices :</p>	<p>1300, Crittenden Lane, # 200, Mountain View, CA 94043, U.S.A. Tel. No. : 91-650-3163555 Fax No. : 91-650-3163467</p> <p>Mimet House, Sa Praed Street, London W2 INJ, U.K. Tel. No. : +44- 020-70873770 Fax No. : +44 -020-72625360</p> <p>Yokohama Landmark Tower, 9F # 911A, 2-2-1-1, Minato – Mirai, Nishi-Ku, Yokohama-shi, Kanagawa, 220-8109, Japan Tel. No. : +81-45- 650 3950 Fax No. : +81 -45-650 3951</p> <p>WIPRO TECHNOLOGIES</p>

	<p>1995, El Camino Real, Suite 200, Santa Clara, CA 95050, USA Tel. No.: 91-408-249 6345 Fax No.: 91-408- 6157174 / 6157178</p> <p>15455 N. W., Greenbrier Parkway, Suite 210, Beaverton, OR 97006, USA Tel. No.: 91-503- 4390825 Fax No.: 91-503- 4398426</p> <p>10655 N. E., 4th Street, Suite 400, Bellevue, WA 98004, USA Tel. No.: 91-425 -4553486 Fax No.: 91-425 -6880973</p> <p>833, East Arapaho Road, Suite 202, Richardson, TX 75081, USA Tel. No.: 91-972- 6716130 Fax No.: 91-972- 6716134</p> <p>2432, W. Peoria Avenue, Suite 1323, Phoenix, AZ 85029, USA Tel. No.: 91-602- 8705780 Extn.: 101</p> <p>100, W. 22nd Street, Suite 106, Lombard, IL 60148, USA Tel. No.: 91-630- 8899860 Fax No.: 91-630 -8899187</p> <p>8901, Lyndale Avenue, South Suite 106, Bloomington, MN 55420, USA Tel. No.: 91-952-9489683 Fax No.: 91-952- 9489684</p> <p>12081, Lafayette Street, Thornton, CO 80241, USA Tel. No.: 303-254 2457 Fax No.: 720-244 4872</p> <p>33 Woodcock Avenue, #23 Haverhill, MA 01832, USA Tel. No.: 978-372 9531 Fax No.: 978-372 9560</p> <p>345, Buckland Hills, Dr. Suite 7213, Manchester, CT 06040, USA Tel. No.: 860-644 3657 Fax No.: 860-644 3667</p> <p>220, Old New Brunswick Road, Suite 202, Piscataway, NJ 08854, USA Tel. No.: 732-4650401 Fax No.: 732-4650420</p> <p>Top Floor, Kings Court, 185, Kings Road, Reading RG 14 EX, United Kingdom</p> <p>2432, W Peoria Ave, Suite 1323, Phoenix, Arizona, USA AZ 85029</p> <p>Room no. 1064, Hatanpaankatu 1 (Kulma-Sarvis), Tampere, Finland</p>
--	--

DISCLAIMER : This Report is **PRIVATE & CONFIDENTIAL** and it is prepared at the request of and for its use by the Subscriber only. The Subscriber shall use the contents of the Report merely as an aid to its business. Mira Inform Private Limited ("MIPL") has collated information/data in the Report, which have not been verified unless otherwise specifically mentioned in the Report. The Subscriber shall independently verify the accuracy and correctness of the information/data before in any way acting upon the same. MIPL shall not be liable for any harm, injury, loss or damage caused to the Subscriber due to default by the Subscriber's debtors/beneficiaries in fulfilling their obligations of any nature whatsoever. This Report or any of its portion shall not be used as a documentary evidence or otherwise before any investigative agencies or forum of law. This Report is confidential and proprietary to MIPL. The Subscriber and/or any other person(s) may not reproduce, publish or disclose any of the contents of the Report to others without the express authorization of MIPL. This Report is prepared and issued to the Subscriber without any risk, responsibility or liability on the part of MIPL or its officials.

	Chrysler Building, 6 th Floor, 1 Riverside Drive West, Windsor ONN5A5K4, Canada Web Campus, Kaistrasse, 101 Kiel 24114, Germany
Branch Office :	<p><u>Wipro Infotech Software and Service</u> 88, M. G. Road, Bangalore – 560 001, Karnataka Tel. No.91-80-2558 8422 Fax No.91-80-2558 6657</p> <p><u>Wipro Consumer Care and Lighting Group</u> Nirmal, 241-242, Nariman Point, Mumbai – 400 021, Maharashtra Tel. No.91-22-22029254 Fax No.91-22-2284 1143</p> <p><u>Wipro Fluid Power</u> 9B/10A Peenya Industrial Area, Bangalore – 560 058, Karnataka Tel. No.91-80-2839 4982 Fax No.91-80-2839 6450</p> <p><u>Wipro Biomed</u> 903/904 Prakash Deep, 7, Tolstoy Marg, New Delhi – 110 001 Tel. No.91-11-2332 5677 Fax No.91-11-2373 8675</p> <p><u>Wipro Lighting</u> Tulsi Chambers, Opposite St. Francis D'Sales High School, Jalna Road, Aurangabad – 431 001, Maharashtra, India Tel. No.91-240-2333 351 Fax No.91-240-2334 001</p>

DIRECTORS

As on 31.03.2018

Name :	Narayanan Vaghul
Designation :	Director
Address :	Flat No. 3, Sudharsan Apartments, 43, First Main Road, Near Suriya Sweets, Raja Annama, Chennai – 600028, Tamilnadu, India
Date of Appointment :	18.07.2007
DIN No.:	00002014
Name :	Ashok Sekhar Ganguly
Designation :	Director

DISCLAIMER : This Report is **PRIVATE & CONFIDENTIAL** and it is prepared at the request of and for its use by the Subscriber only. The Subscriber shall use the contents of the Report merely as an aid to its business. Mira Inform Private Limited ("MIPL") has collated information/data in the Report, which have not been verified unless otherwise specifically mentioned in the Report. The Subscriber shall independently verify the accuracy and correctness of the information/data before in any way acting upon the same. MIPL shall not be liable for any harm, injury, loss or damage caused to the Subscriber due to default by the Subscriber's debtors/beneficiaries in fulfilling their obligations of any nature whatsoever. This Report or any of its portion shall not be used as a documentary evidence or otherwise before any investigative agencies or forum of law. This Report is confidential and proprietary to MIPL. The Subscriber and/or any other person(s) may not reproduce, publish or disclose any of the contents of the Report to others without the express authorization of MIPL. This Report is prepared and issued to the Subscriber without any risk, responsibility or liability on the part of MIPL or its officials.

Address :	N 6 Pemino Altamount Road, Mumbai - 400026, Maharashtra, India
Date of Appointment :	01.01.1999
DIN No.:	00010812
Name :	Azim Hasham Premji
Designation :	Managing Director
Address :	Doddakannelli, Sarjapur Road, Bangalore – 560035, Karnataka, India
Date of Appointment :	31.07.2007
DIN No.:	00234280
Name :	Mahendrakumar Sharma
Designation :	Director
Address :	192 Centrum Towers, Barkhat Ali Road, Near Wadala Flyover, Wadala East, Mumbai - 400037, Maharashtra, India
Date of Appointment :	01.07.2011
DIN No.:	00327684
Name :	William Owens
Designation :	Director
Address :	157, Lake Avenue W. Kirkland Washington 98033 US
Date of Appointment :	01.07.2006
DIN No.:	00422976
Name :	Abidali Zainuddin Neemuchwala
Designation :	Additional Director
Address :	163 Georgian Drive Coppell Texas 75019 US
Date of Appointment :	01.02.2016
DIN No.:	02478060
PAN No.:	ADZPA0207F
Name :	Rishad Azim Premji
Designation :	Whole Time Director
Address :	C-8, Epsilon Villa, Yemlur Marathahalli, Bangalore - 560037, Karnataka, India
Date of Appointment :	01.05.2015
DIN No.:	02983899
Name :	Ireena Vittal
Designation :	Director
Address :	4 Alhambra Carmichael Road, Mumbai - 400026, Maharashtra, India
Date of Appointment :	01.10.2013
DIN No.:	05195656
Name :	Patrick John Ennis
Designation :	Director
Address :	No. 1435, Forester Boulevard Sw North Bend Washington D C 98045 Us
Date of Appointment :	01.04.2016
DIN No.:	07463299

WIPRO LIMITED - 536474

PAGE NO. : 10

Name :	Patrick Lucien Andre Dupuis
Designation :	Director
Address :	550, Torwood LN LOS Altos, California Los Altos 94022 US
Date of Appointment :	01.04.2016
DIN No.:	07480046

KEY EXECUTIVES

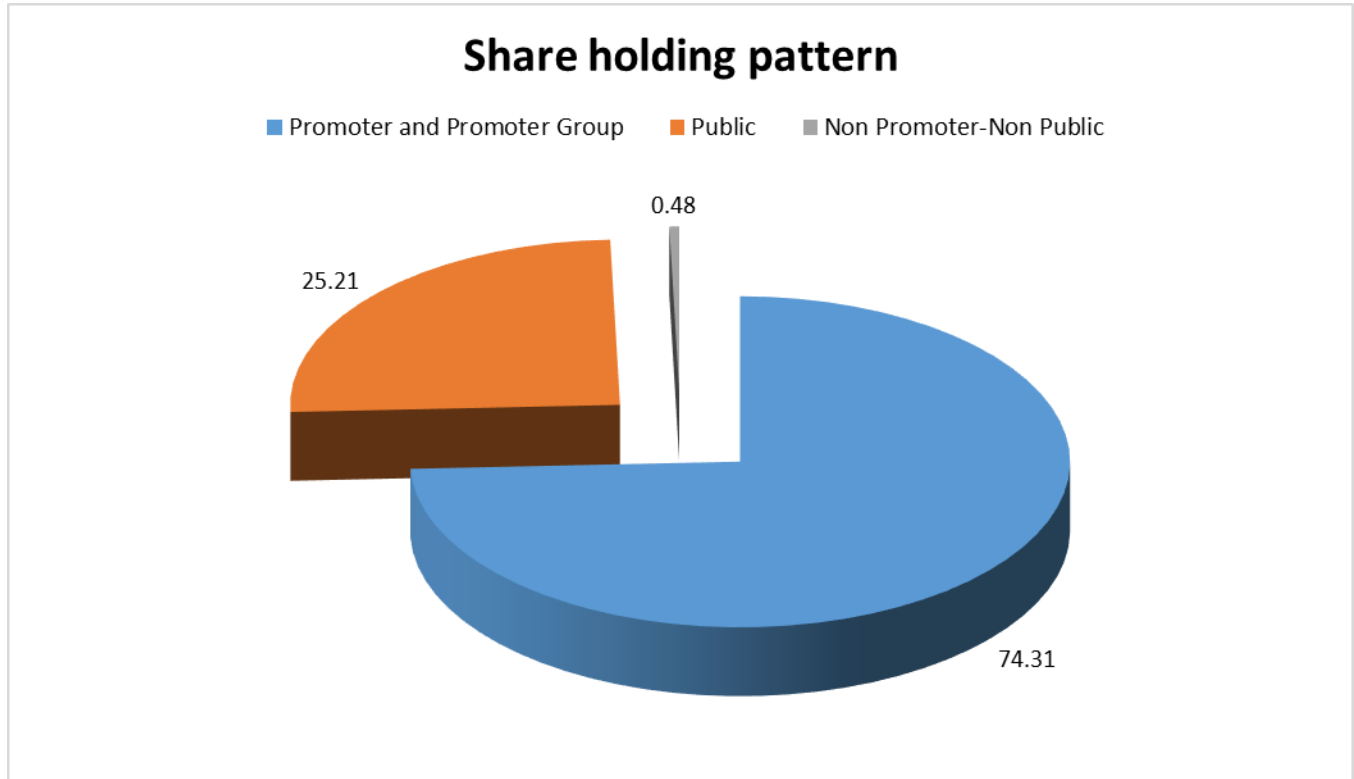
Name :	Abidali Zainuddin Neemuchwala
Designation :	Chief Executive Officer
Address :	163 Georgian Drive Coppell Texas 75019 US
Date of Appointment :	01.02.2016
PAN No.:	ADZPA0207F
Name :	Jatin Pravinchandra Dalal
Designation :	Chief Finance Officer
Address :	262, Embassy Meadows , 8 CRS, 1a MN, St Bed Layout Koramangala 4 Blk, Bangalore - 560034, Karnataka, India
Date of Appointment :	01.04.2015
PAN No.:	ABBPD6070F
Name :	Sanauulla Mohammed Khan
Designation :	Company Secretary
Address :	Flat No.3015, Prestige Silver Dale, Junnasandra Opposite Wipro Corporate Office, Sarjapu R Road, Bangalore -560035, Karnataka, India
Date of Appointment :	03.06.2015
PAN No.:	ACIPM1846L

MAJOR SHAREHOLDERS / SHAREHOLDING PATTERN

As on 30.09.2018

Category of shareholder	No. of fully paid up equity shares held	Shareholding as a % of total no. of shares (calculated as per SCRR, 1957)As a % of
(A) Promoter and Promoter Group	3361997805	74.31
(B) Public	1038919505	25.21
(C) Non Promoter-Non Public	21599198	0.48
Grand Total	4422516508	100.00

DISCLAIMER : This Report is **PRIVATE & CONFIDENTIAL** and it is prepared at the request of and for its use by the Subscriber only. The Subscriber shall use the contents of the Report merely as an aid to its business. Mira Inform Private Limited ("MIPL") has collated information/data in the Report, which have not been verified unless otherwise specifically mentioned in the Report. The Subscriber shall independently verify the accuracy and correctness of the information/data before in any way acting upon the same. MIPL shall not be liable for any harm, injury, loss or damage caused to the Subscriber due to default by the Subscriber's debtors/beneficiaries in fulfilling their obligations of any nature whatsoever. This Report or any of its portion shall not be used as a documentary evidence or otherwise before any investigative agencies or forum of law. This Report is confidential and proprietary to MIPL. The Subscriber and/or any other person(s) may not reproduce, publish or disclose any of the contents of the Report to others without the express authorization of MIPL. This Report is prepared and issued to the Subscriber without any risk, responsibility or liability on the part of MIPL or its officials.



Statement showing shareholding pattern of the Promoter and Promoter Group

Category of shareholder	No. of fully paid up equity shares held	Shareholding as a % of total no. of shares (calculated as per SCRR, 1957)As a % of
A1) Indian		0.00
Individuals/Hindu undivided Family		
AZIM H PREMJI	190838864	4.22
YASMEEN A PREMJI	186810200	4.13
RISHAD AZIM PREMJI	2125332	0.05
TARIQ AZIM PREMJI	1373332	0.03
HASHAM INVESTMENT AND TRADING CO PRIVATE LIMITED	530000	0.01
Any Other (specify)	3171158941	70.10
MR AZIM HASHAM PREMJI PARTNER REPRESENTING HASHAM TRADERS	741912000	16.40
MR AZIM HASHAM PREMJI PARTNER REPRESENTING PRAZIM TRADERS	890813582	19.69
MR AZIM HASHAM PREMJI PARTNER REPRESENTING ZASH TRADERS	903239580	19.97
AZIM PREMJI TRUST	1125996	0.02
	618461626	13.67

DISCLAIMER : This Report is **PRIVATE & CONFIDENTIAL** and it is prepared at the request of and for its use by the Subscriber only. The Subscriber shall use the contents of the Report merely as an aid to its business. Mira Inform Private Limited ("MIPL") has collated information/data in the Report, which have not been verified unless otherwise specifically mentioned in the Report. The Subscriber shall independently verify the accuracy and correctness of the information/data before in any way acting upon the same. MIPL shall not be liable for any harm, injury, loss or damage caused to the Subscriber due to default by the Subscriber's debtors/beneficiaries in fulfilling their obligations of any nature whatsoever. This Report or any of its portion shall not be used as a documentary evidence or otherwise before any investigative agencies or forum of law. This Report is confidential and proprietary to MIPL. The Subscriber and/or any other person(s) may not reproduce, publish or disclose any of the contents of the Report to others without the express authorization of MIPL. This Report is prepared and issued to the Subscriber without any risk, responsibility or liability on the part of MIPL or its officials.

WIPRO LIMITED - 536474

PAGE NO. : 12

AZIM PREMJI PHILANTHROPIC INITIATIVES PRIVATE LIM	15606157	0.34
Sub Total A1	3361997805	74.31
A2) Foreign		0.00
A=A1+A2	3361997805	74.31

Statement showing shareholding pattern of the Public shareholder

Category & Name of the Shareholders	No. of fully paid up equity shares held	Shareholding % calculated as per SCRR, 1957 As a % of
B1) Institutions	0	0.00
Mutual Funds/	109289343	2.42
ICICI PRUDENTIAL NIFTY INDEX FUND	61608952	1.36
Alternate Investment Funds	40870	0.00
Foreign Portfolio Investors	385899571	8.53
Financial Institutions/ Banks	17726829	0.39
Insurance Companies	164793507	3.64
LIFE INSURANCE CORPORATION OF INDIA	161478552	3.57
Any Other (specify)	37352979	0.83
Sub Total B1	715103099	15.81
B2) Central Government/ State Government(s)/ President of India	0	0.00
B3) Non-Institutions	0	0.00
Individual share capital upto INR 0.200 Million	85594173	1.89
Individual share capital in excess of INR 0.200 Million	139923327	3.09
NBFCs registered with RBI	49732	0.00
Overseas Depositories (holding DRs) (balancing figure)	0	2.24
JP MORGAN CHASE BANK, NA	0	2.24
Any Other (specify)	98249174	2.17
Sub Total B3	323816406	9.40
B=B1+B2+B3	1038919505	25.21

Statement showing shareholding pattern of the Non Promoter- Non Public shareholder

Category & Name of the Shareholders(I)	Total no. shares held	Shareholding % calculated as per SCRR, 1957 As a % of
C1) Custodian/DR Holder		0.00
C2) Employee Benefit Trust		0.00
Employee Benefit Trust	21599198	0.48
Sub Total C2	21599198	0.48
C= C1+C2	21599198	0.48

BUSINESS DETAILS

DISCLAIMER : This Report is **PRIVATE & CONFIDENTIAL** and it is prepared at the request of and for its use by the Subscriber only. The Subscriber shall use the contents of the Report merely as an aid to its business. Mira Inform Private Limited ("MIPL") has collated information/data in the Report, which have not been verified unless otherwise specifically mentioned in the Report. The Subscriber shall independently verify the accuracy and correctness of the information/data before in any way acting upon the same. MIPL shall not be liable for any harm, injury, loss or damage caused to the Subscriber due to default by the Subscriber's debtors/beneficiaries in fulfilling their obligations of any nature whatsoever. This Report or any of its portion shall not be used as a documentary evidence or otherwise before any investigative agencies or forum of law. This Report is confidential and proprietary to MIPL. The Subscriber and/or any other person(s) may not reproduce, publish or disclose any of the contents of the Report to others without the express authorization of MIPL. This Report is prepared and issued to the Subscriber without any risk, responsibility or liability on the part of MIPL or its officials.

Line of Business :	Providing Information Technology (IT) Product and Software Services. (Registered Activity)	
Products/ Services :	NIC Code No.	Product/ Services Description
	IT Software, Services and related activities	62013 62020
Brand Names :	Not Available	
Agencies Held :	Not Available	
Exports :	Not Divulged	
Imports :	Not Divulged	
Terms :	Not Divulged	

PRODUCTION STATUS NOT AVAILABLE

GENERAL INFORMATION

Suppliers :	Reference :	Not Divulged
	Name of the Person :	--
	Contact No.:	--
	Since How Long Known :	--
	Maximum Limit Dealt :	--
	Experience :	--
	Remark:	--
Customers :	Reference :	Not Divulged
	Name of the Person :	--
	Contact No.:	--
	Since How Long Known :	--
	Maximum Limit Dealt :	--
	Experience :	--
	Remark:	--
No. of Employees :	132906 (Approximately)	
Bankers :	Bank Name	Not Divulged
	Branch	Not Divulged
	Person Name (With Designation)	--
	Contact Number	--
	Name of Account Holder	--
	Account Number	--

DISCLAIMER : This Report is **PRIVATE & CONFIDENTIAL** and it is prepared at the request of and for its use by the Subscriber only. The Subscriber shall use the contents of the Report merely as an aid to its business. Mira Inform Private Limited ("MIPL") has collated information/data in the Report, which have not been verified unless otherwise specifically mentioned in the Report. The Subscriber shall independently verify the accuracy and correctness of the information/data before in any way acting upon the same. MIPL shall not be liable for any harm, injury, loss or damage caused to the Subscriber due to default by the Subscriber's debtors/beneficiaries in fulfilling their obligations of any nature whatsoever. This Report or any of its portion shall not be used as a documentary evidence or otherwise before any investigative agencies or forum of law. This Report is confidential and proprietary to MIPL. The Subscriber and/or any other person(s) may not reproduce, publish or disclose any of the contents of the Report to others without the express authorization of MIPL. This Report is prepared and issued to the Subscriber without any risk, responsibility or liability on the part of MIPL or its officials.

	Account Since (Date/Year of Account Opening)	--	
	Average Balance Maintained (If Possible)	--	
	Credit Facilities Enjoyed (If any)	--	
	Account Operation	--	
	Remarks (If any)	--	
Facilities :	Secured Loan	31.03.2018 (INR in Million)	31.03.2017 (INR in Million)
	Long-term Borrowings		
	Long term maturities of obligations under finance leases *	539.000	1161.000
	Total	539.000	1161.000

Auditors	
Name :	Deloitte Haskins and Sells LLP Chartered Accountants
Memberships :	Not Available
Collaborators :	Not Available
Subsidiaries :	<ul style="list-style-type: none"> • Wipro LLC • Wipro Gallagher Solutions, Inc. • Infocrossing, Inc. • Wipro Insurance Solutions LLC • Wipro Data Centre and Cloud Services, Inc. • Wipro IT Services, Inc. • Opus Capital Markets Consultants LLC • Wipro Promax Analytics Solutions LLC • HPH Holdings Corp. • Appirio, Inc. • Cooper Software, Inc. • Wipro Overseas IT Services Private Limited • Wipro Japan KK • Wipro Shanghai Limited • Wipro Trademarks Holding Limited • Wipro Travel Services Limited • Wipro Holdings UK Limited • Wipro Information Technology Austria GmbH • Wipro Digital Aps • Wipro Europe Limited • Wipro Financial Services UK Limited • Wipro Technologies Austria GmbH

	<ul style="list-style-type: none"> • Designit A/S • Wipro UK Limited • Wipro Cyprus Private Limited • Wipro Doha LLC • Wipro Technologies S.A DE C.V • Wipro BPO Philippines LTD Inc. • Wipro Holdings Hungary Korlátolt Felelősségű Társaság • Wipro Technologies SA • Wipro Information Technology Egypt SAE • Wipro Arabia Co. Limited • Wipro Poland Sp. Z.o.o • Wipro IT Services Poland Sp.zo.o • Wipro Technologies Australia Pty Limited • Wipro Corporate Technologies Ghana Limited • Wipro Technologies South Africa (Proprietary) Limited • Wipro IT Service Ukraine LLC • Wipro Information Technology Netherlands BV. • Wipro Holdings Investment Korlátolt Felelősségű Társaság • Women's Business Park Technologies Limited • Wipro Technologies Nigeria Limited • Wipro Portugal S.A. Russia • Wipro Technologies Limited, Russia • Wipro Technologies SRL • PT WT Indonesia • Wipro (Thailand) Co Limited • Wipro Bahrain Limited WLL • Wipro Gulf LLC • Rainbow Software LLC • Cellent GmbH • Wipro Technology Chile SPA • Wipro Solutions Canada Limited • Wipro Information Technology Kazakhstan LLP • Wipro Technologies W.T. Sociedad Anonima • Wipro Outsourcing Services (Ireland) Limited • Wipro Technologies VZ, C.A. • Wipro Technologies Peru S.A.C • InfoSERVER S.A. • Wipro do Brasil Tecnologia Ltda • Cellent Mittelstandsberatung GmbH • Cellent GmbH • Wipro Networks Pte Limited • Wipro (Dalian) Limited • Wipro Technologies SDN BHD • Wipro Chengdu Limited • Wipro Airport IT Services Limited • Appirio India Cloud Solutions Private Limited • Wipro IT Services Bangladesh Limited
--	--

DISCLAIMER : This Report is **PRIVATE & CONFIDENTIAL** and it is prepared at the request of and for its use by the Subscriber only. The Subscriber shall use the contents of the Report merely as an aid to its business. Mira Inform Private Limited ("MIPL") has collated information/data in the Report, which have not been verified unless otherwise specifically mentioned in the Report. The Subscriber shall independently verify the accuracy and correctness of the information/data before in any way acting upon the same. MIPL shall not be liable for any harm, injury, loss or damage caused to the Subscriber due to default by the Subscriber's debtors/beneficiaries in fulfilling their obligations of any nature whatsoever. This Report or any of its portion shall not be used as a documentary evidence or otherwise before any investigative agencies or forum of law. This Report is confidential and proprietary to MIPL. The Subscriber and/or any other person(s) may not reproduce, publish or disclose any of the contents of the Report to others without the express authorization of MIPL. This Report is prepared and issued to the Subscriber without any risk, responsibility or liability on the part of MIPL or its officials.

	<ul style="list-style-type: none"> • Wipro Portugal S.A. • Wipro Technologies GmbH • New Logic Technologies SARL • Wipro do Brasil Technologia Ltda • Wipro Do Brasil Sistemetas De Informatica Limited • Designit A/S • Designit Denmark A/S • Designit Munich GmbH • Designit Oslo A/S • Designit Sweden AB • Designit T.L.V Limited • Designit Tokyo Limited • Denextep Spain Digital, S.L • Designit Colombia S A S • Designit Peru SAC • Cellent GmbH • Frontworx Informations technologie GmbH • HPH Holdings Corp. • HealthPlan Services Insurance Agency, Inc. • HealthPlan Services, Inc. • Appirio, Inc. • Appirio, K.K • Topcoder, Inc. • Appirio Limited • Appirio Singapore Pte Limited • Appirio GmbH • Apprio Limited (UK)
Controlled trusts are:	<ul style="list-style-type: none"> • Wipro Equity Reward Trust • Wipro Inc. Benefit Trust • Wipro Foundation
Entity controlled by Director :	<ul style="list-style-type: none"> • Azim Premji Foundation • Azim Premji Foundation for Development • Azim Premji education trust • Hasham Traders • Prazim Traders • Zash Traders • Hasham Investment and Trading Co. Private Limited • Azim Premji Philanthropic Initiatives Private Limited • Azim Premji Trust • Wipro Enterprises (P) Limited • Wipro GE Healthcare Private Limited

CAPITAL STRUCTURE

DISCLAIMER : This Report is **PRIVATE & CONFIDENTIAL** and it is prepared at the request of and for its use by the Subscriber only. The Subscriber shall use the contents of the Report merely as an aid to its business. Mira Inform Private Limited ("MIPL") has collated information/data in the Report, which have not been verified unless otherwise specifically mentioned in the Report. The Subscriber shall independently verify the accuracy and correctness of the information/data before in any way acting upon the same. MIPL shall not be liable for any harm, injury, loss or damage caused to the Subscriber due to default by the Subscriber's debtors/beneficiaries in fulfilling their obligations of any nature whatsoever. This Report or any of its portion shall not be used as a documentary evidence or otherwise before any investigative agencies or forum of law. This Report is confidential and proprietary to MIPL. The Subscriber and/or any other person(s) may not reproduce, publish or disclose any of the contents of the Report to others without the express authorization of MIPL. This Report is prepared and issued to the Subscriber without any risk, responsibility or liability on the part of MIPL or its officials.

As on 31.03.2018

Authorised Capital :

No. of Shares	Type	Value	Amount
5500000000	Equity Shares	INR 2/- each	INR 11000.000 Million
25000000	Redeemable Cumulative Preference Shares	INR 10/- each	INR 250.000 Million
150000	Convertible Cumulative Preference Shares	INR 100/- each	INR 15.000 Million
	Total		INR 11265.000 Million

Issued, Subscribed & Paid-up Capital :

No. of Shares	Type	Value	Amount
4523784491	Equity Shares	INR 2/- each	INR 9048.000 Million

Terms / Rights attached to equity shares

The Company has only one class of equity shares having a par value of `2 per share. Each shareholder of equity shares is entitled to one vote per share. The Company declares and pays dividend in Indian Rupees. The dividend proposed by the Board of Directors is subject to shareholders approval in the ensuing Annual General Meeting.

Following is the summary of per share dividends recognised as distributions to equity shareholders:

Particulars	31.03.2018
	INR In Million
Interim dividend	2.000

In the event of liquidation of the Company, the equity shareholders will be entitled to receive the remaining assets of the Company, after distribution of all preferential amounts, if any, in proportion to the number of equity shares held by the shareholders.

Reconciliation of number of shares

Particular	As on 31.03.2018	
	No. of Shares	INR in Million
Opening number of equity shares / American Depository Receipts (ADRs) outstanding	2430900565	4861.000
Equity shares issued pursuant to Employee Stock Option Plan*	3559599	8.000
Issue of bonus shares	2433074327	4866.000
Buyback of equity shares	(343750000)	(687.000)
Closing number of equity shares / ADRs outstanding	-	9048.000

* 4,351,775 shares have been issued by the Controlled trust on exercise of options during the year ended March

DISCLAIMER : This Report is **PRIVATE & CONFIDENTIAL** and it is prepared at the request of and for its use by the Subscriber only. The Subscriber shall use the contents of the Report merely as an aid to its business. Mira Inform Private Limited ("MIPL") has collated information/data in the Report, which have not been verified unless otherwise specifically mentioned in the Report. The Subscriber shall independently verify the accuracy and correctness of the information/data before in any way acting upon the same. MIPL shall not be liable for any harm, injury, loss or damage caused to the Subscriber due to default by the Subscriber's debtors/beneficiaries in fulfilling their obligations of any nature whatsoever. This Report or any of its portion shall not be used as a documentary evidence or otherwise before any investigative agencies or forum of law. This Report is confidential and proprietary to MIPL. The Subscriber and/or any other person(s) may not reproduce, publish or disclose any of the contents of the Report to others without the express authorization of MIPL. This Report is prepared and issued to the Subscriber without any risk, responsibility or liability on the part of MIPL or its officials.

31, 2018.

^ Value is less than INR 1

Details of shareholders holding more than 5% of the total equity shares of the Company

Name of the Shareholder	As on 31.03.2018	
	No. of Shares	% held
Azim Hasham Premji Partner representing Hasham Traders	741912000	16.40
Azim Hasham Premji Partner representing Prazim Traders	890813582	19.69
Azim Hasham Premji Partner representing Zash Traders	903239580	19.97
Azim Premji Trust	618461626	13.67

Other details of equity shares for a period of five years immediately preceding March 31, 2018

2433074327 bonus shares were issued during the year ended March 31, 2018.

343750000 equity shares and 40,000,000 equity shares were bought back by the company during the year ended March 31, 2018 and 2017 respectively.

Shares reserved for issue under option

For details of shares reserved for issue under the employee stock option plan of the Company

FINANCIAL DATA
[all figures are in INR Million]

ABRIDGED BALANCE SHEET (STANDALONE)

SOURCES OF FUNDS	31.03.2018	31.03.2017	31.03.2016
I. EQUITY AND LIABILITIES			
(1) Shareholders' Funds			
(a) Share Capital	9048.000	4861.000	4941.000
(b) Reserves & Surplus	413578.000	462195.000	407316.000
(c) Money received against share warrants	0.000	0.000	0.000
(2) Share Application money pending allotment	0.000	0.000	0.000
Total Shareholders' Funds (1) + (2)	422626.000	467056.000	412257.000
(3) Non-Current Liabilities			
(a) long-term borrowings	724.000	11463.000	11465.000
(b) Deferred tax liabilities (Net)	463.000	1391.000	722.000
(c) Derivative liabilities	0.000	2.000	118.000
(d) Other long term liabilities	10853.000	9525.000	8577.000
(f) long-term provisions	1688.000	3733.000	3991.000
Total Non-current Liabilities (3)	13728.000	26114.000	24873.000
(4) Current Liabilities			
(a) Short term borrowings	46477.000	50186.000	55495.000
(b) Trade payables	41762.000	38186.000	43623.000
(c) Derivative liabilities	2198.000	2708.000	2340.000
(d) Unearned revenues	12709.000	11506.000	14222.000
(e) Other current liabilities	39279.000	29544.000	30013.000
(f) Short-term provisions	7934.000	6269.000	6426.000
Total Current Liabilities (4)	150359.000	138399.000	152119.000
TOTAL	586713.000	631569.000	589249.000
II. ASSETS			
(1) Non-current assets			
(a) Fixed Assets			
(i) Tangible assets	38026.000	37555.000	36418.000
(ii) Intangible Assets	5644.000	6067.000	4257.000
(iii) Capital work-in-progress	12906.000	6941.000	3251.000
(iv) Intangible assets under development	0.000	0.000	0.000
(b) Non-current Investments	58416.000	59994.000	57811.000
(c) Derivative assets	41.000	106.000	260.000
(d) Trade receivables	4446.000	3998.000	1362.000
(e) Deferred tax assets (net)	4520.000	2352.000	4254.000

DISCLAIMER : This Report is **PRIVATE & CONFIDENTIAL** and it is prepared at the request of and for its use by the Subscriber only. The Subscriber shall use the contents of the Report merely as an aid to its business. Mira Inform Private Limited ("MIPL") has collated information/data in the Report, which have not been verified unless otherwise specifically mentioned in the Report. The Subscriber shall independently verify the accuracy and correctness of the information/data before in any way acting upon the same. MIPL shall not be liable for any harm, injury, loss or damage caused to the Subscriber due to default by the Subscriber's debtors/beneficiaries in fulfilling their obligations of any nature whatsoever. This Report or any of its portion shall not be used as a documentary evidence or otherwise before any investigative agencies or forum of law. This Report is confidential and proprietary to MIPL. The Subscriber and/or any other person(s) may not reproduce, publish or disclose any of the contents of the Report to others without the express authorization of MIPL. This Report is prepared and issued to the Subscriber without any risk, responsibility or liability on the part of MIPL or its officials.

WIPRO LIMITED - 536474

PAGE NO. : 20

(f) Long-term Loan and Advances	0.000	0.000	1958.000
(g) Other Non-current assets	33041.000	27285.000	27075.000
Total Non-Current Assets	157040.000	144298.000	136646.000
(2) Current assets			
(a) Current investments	248412.000	291467.000	204195.000
(b) Inventories	2943.000	3559.000	5262.000
(c) Trade receivables	95020.000	81299.000	83980.000
(d) Cash and cash equivalents	23220.000	35166.000	84088.000
(e) Derivative assets	1232.000	9747.000	5549.000
(f) Unbilled revenues	30256.000	32845.000	37100.000
(e) Short-term loans and advances	0.000	1917.000	0.000
(f) Other current assets	28139.000	31271.000	32429.000
(g) Assets held for sale	451.000	0.000	0.000
Total Current Assets	429673.000	487271.000	452603.000
TOTAL	586713.000	631569.000	589249.000

PROFIT & LOSS ACCOUNT (STANDALONE)

	PARTICULARS	31.03.2018	31.03.2017	31.03.2016
	SALES			
	Income	447100.000	456396.000	446808.000
	Other operating income	0.000	4082.000	0.000
	Other Income	24796.000	26459.000	27106.000
	TOTAL	471896.000	486937.000	473914.000
	Less EXPENSES			
	Cost of Materials Consumed	0.000	0.000	2.000
	Purchases of Stock-in-Trade	14696.000	21869.000	26560.000
	Changes in inventories of finished goods, work-in-progress and Stock-in-Trade	577.000	1640.000	(531.000)
	Employees benefits expense	217562.000	218544.000	212671.000
	Sub-contracting / technical fees / third party application	78623.000	74614.000	0.000
	Travel	14607.000	17536.000	0.000
	Facility expenses	13397.000	12509.000	0.000
	Communication	4136.000	3463.000	0.000
	Legal and professional charges	3078.000	3211.000	0.000
	Marketing and brand building	2596.000	2737.000	0.000
	Other expenses	8290.000	8786.000	115017.000
	TOTAL	357562.000	364909.000	353719.000
	PROFIT/ (LOSS) BEFORE INTEREST, TAX, DEPRECIATION AND AMORTISATION	114334.000	122028.000	120195.000

DISCLAIMER : This Report is **PRIVATE & CONFIDENTIAL** and it is prepared at the request of and for its use by the Subscriber only. The Subscriber shall use the contents of the Report merely as an aid to its business. Mira Inform Private Limited ("MIPL") has collated information/data in the Report, which have not been verified unless otherwise specifically mentioned in the Report. The Subscriber shall independently verify the accuracy and correctness of the information/data before in any way acting upon the same. MIPL shall not be liable for any harm, injury, loss or damage caused to the Subscriber due to default by the Subscriber's debtors/beneficiaries in fulfilling their obligations of any nature whatsoever. This Report or any of its portion shall not be used as a documentary evidence or otherwise before any investigative agencies or forum of law. This Report is confidential and proprietary to MIPL. The Subscriber and/or any other person(s) may not reproduce, publish or disclose any of the contents of the Report to others without the express authorization of MIPL. This Report is prepared and issued to the Subscriber without any risk, responsibility or liability on the part of MIPL or its officials.

WIPRO LIMITED - 536474

PAGE NO. : 21

Less	FINANCIAL EXPENSES	3843.000	4680.000	5499.000
	PROFIT / (LOSS) BEFORE TAX, DEPRECIATION AND AMORTISATION	110491.000	117348.000	114696.000
Less/ Add	DEPRECIATION/ AMORTISATION	10148.000	10477.000	8754.000
	PROFIT/ (LOSS) BEFORE TAX	100343.000	106871.000	105942.000
Less	TAX	23115.000	25254.000	23937.000
	PROFIT/ (LOSS) AFTER TAX	77228.000	81617.000	82005.000
	Earnings / (Loss) Per Share (INR)			
	Basic	16.26	16.80	33.38
	Diluted	16.23	16.75	33.31

CURRENT MATURITIES OF LONG TERM DEBT DETAILS

Particulars	31.03.2018	31.03.2017	31.03.2016
Current Maturities of Long term debt	9959.000	342.000	333.000
Cash generated from operations	90866.000	97280.000	92266.000
Net cash flow from operating activity	64709.000	73707.000	66867.000

QUARTERLY RESULTS

Particulars	30.06.2018	30.09.2018
Unaudited	1 st Quarter	2 nd Quarter
Net Sales	115675.000	120023.000
Total Expenditure	93754.000	99495.000
PBIDT (Excl OI)	21921.000	20528.000
Other Income	5897.000	4524.000
Operating Profit	27818.000	25052.000
Interest	1167.000	975.000
Exceptional Items	NA	NA
PBDT	26651.000	24077.000
Depreciation	2427.000	2414.000
Profit Before Tax	24224.000	21663.000
Tax	5002.000	5589.000
Provisions and contingencies	NA	NA
Profit After Tax	19222.000	16074.000
Extraordinary Items	NA	NA

DISCLAIMER : This Report is **PRIVATE & CONFIDENTIAL** and it is prepared at the request of and for its use by the Subscriber only. The Subscriber shall use the contents of the Report merely as an aid to its business. Mira Inform Private Limited ("MIPL") has collated information/data in the Report, which have not been verified unless otherwise specifically mentioned in the Report. The Subscriber shall independently verify the accuracy and correctness of the information/data before in any way acting upon the same. MIPL shall not be liable for any harm, injury, loss or damage caused to the Subscriber due to default by the Subscriber's debtors/beneficiaries in fulfilling their obligations of any nature whatsoever. This Report or any of its portion shall not be used as a documentary evidence or otherwise before any investigative agencies or forum of law. This Report is confidential and proprietary to MIPL. The Subscriber and/or any other person(s) may not reproduce, publish or disclose any of the contents of the Report to others without the express authorization of MIPL. This Report is prepared and issued to the Subscriber without any risk, responsibility or liability on the part of MIPL or its officials.

Prior Period Expenses		NA	NA
Other Adjustments		NA	NA
Net Profit		19222.000	16074.000

KEY RATIOS

EFFICIENCY RATIOS

PARTICULARS	31.03.2018	31.03.2017	31.03.2016
Average Collection Days (Sundry Debtors / Income * 365 Days)	77.57	65.02	68.60
Account Receivables Turnover (Income / Sundry Debtors)	4.71	5.61	5.32
Average Payment Days (Sundry Creditors / Purchases * 365 Days)	1037.23	637.34	599.44
Inventory Turnover (Operating Income / Inventories)	38.85	34.29	22.84
Asset Turnover (Operating Income / Net Fixed Assets)	2.02	2.41	2.74

LEVERAGE RATIOS

PARTICULARS	31.03.2018	31.03.2017	31.03.2016
Debt Ratio ((Borrowing + Current Liabilities) / Total Assets)	0.27	0.24	0.28
Debt Equity Ratio (Total Liability / Networth)	0.14	0.13	0.16
Current Liabilities to Networth (Current Liabilities / Net Worth)	0.36	0.30	0.37
Fixed Assets to Networth (Net Fixed Assets / Networth)	0.13	0.11	0.11
Interest Coverage Ratio (PBIT / Financial Charges)	29.75	26.07	21.86

PROFITABILITY RATIOS

PARTICULARS		31.03.2018	31.03.2017	31.03.2016
Net Profit Margin	%	17.27	17.88	18.35

DISCLAIMER : This Report is **PRIVATE & CONFIDENTIAL** and it is prepared at the request of and for its use by the Subscriber only. The Subscriber shall use the contents of the Report merely as an aid to its business. Mira Inform Private Limited ("MIPL") has collated information/data in the Report, which have not been verified unless otherwise specifically mentioned in the Report. The Subscriber shall independently verify the accuracy and correctness of the information/data before in any way acting upon the same. MIPL shall not be liable for any harm, injury, loss or damage caused to the Subscriber due to default by the Subscriber's debtors/beneficiaries in fulfilling their obligations of any nature whatsoever. This Report or any of its portion shall not be used as a documentary evidence or otherwise before any investigative agencies or forum of law. This Report is confidential and proprietary to MIPL. The Subscriber and/or any other person(s) may not reproduce, publish or disclose any of the contents of the Report to others without the express authorization of MIPL. This Report is prepared and issued to the Subscriber without any risk, responsibility or liability on the part of MIPL or its officials.

$[(PAT / Sales) * 100]$				
Return on Total Assets $((PAT / Total Assets) * 100)$	%	13.16	12.92	13.92
Return on Investment (ROI) $((PAT / Networth) * 100)$	%	18.27	17.47	19.89

SOLVENCY RATIOS

PARTICULARS	31.03.2018	31.03.2017	31.03.2016
Current Ratio $(Current Assets / Current Liabilities)$	2.86	3.52	2.98
Quick Ratio $((Current Assets - Inventories) / Current Liabilities)$	2.84	3.50	2.94
G-Score Ratio Financial $(Networth / Total Assets)$	0.72	0.74	0.70
G-Score Ratio Debt $(Debts / Equity Capital)$	6.32	12.75	13.62
G-Score Ratio Liquidity $(Total Current Assets / Total Current Liabilities)$	2.86	3.52	2.98

Total Liability = Short-term Debt + Long-term Debt + Current Maturities of Long-term debts

STOCK PRICES

Face Value	INR 2.00/-
Market Value	INR 307.50/-

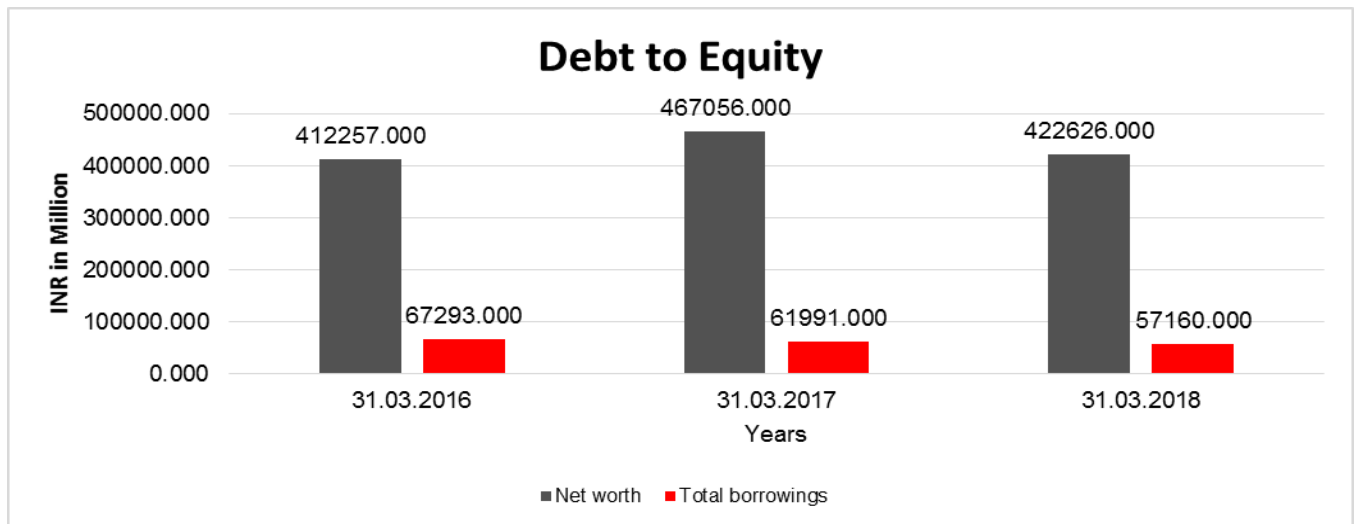
FINANCIAL ANALYSIS
[all figures are in INR Million]

DEBT EQUITY RATIO

Particular	31.03.2016	31.03.2017	31.03.2018
	INR In Million	INR In Million	INR In Million
Share Capital	4941.000	4861.000	9048.000
Reserves & Surplus	407316.000	462195.000	413578.000
Money received against share warrants	0.000	0.000	0.000
Share Application money pending allotment	0.000	0.000	0.000
Net worth	412257.000	467056.000	422626.000
long-term borrowings	11465.000	11463.000	724.000

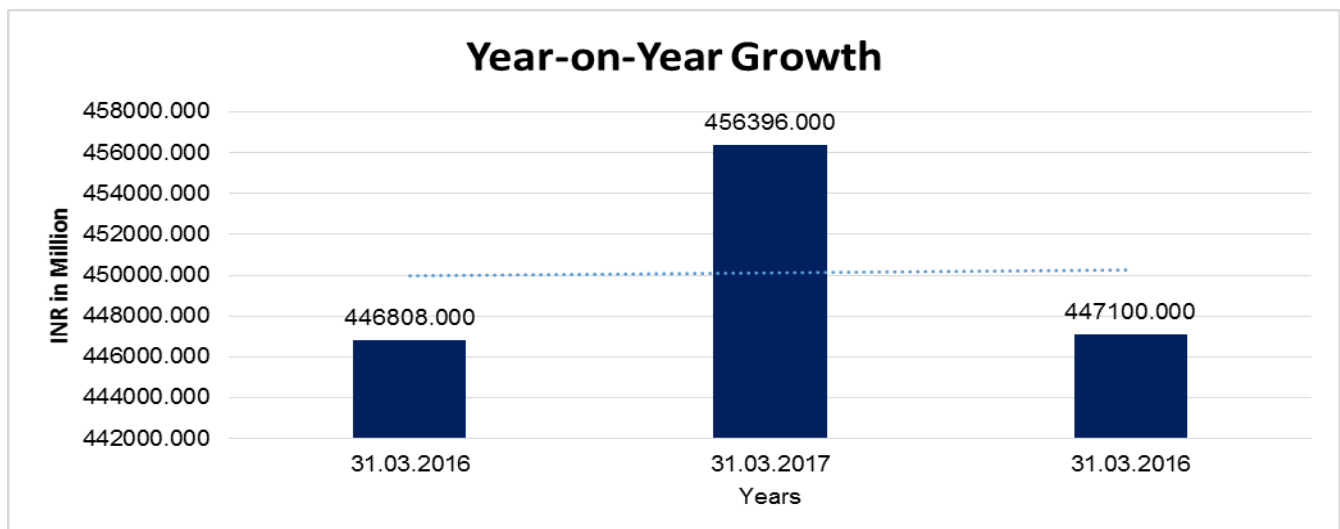
DISCLAIMER : This Report is **PRIVATE & CONFIDENTIAL** and it is prepared at the request of and for its use by the Subscriber only. The Subscriber shall use the contents of the Report merely as an aid to its business. Mira Inform Private Limited ("MIPL") has collated information/data in the Report, which have not been verified unless otherwise specifically mentioned in the Report. The Subscriber shall independently verify the accuracy and correctness of the information/data before in any way acting upon the same. MIPL shall not be liable for any harm, injury, loss or damage caused to the Subscriber due to default by the Subscriber's debtors/beneficiaries in fulfilling their obligations of any nature whatsoever. This Report or any of its portion shall not be used as a documentary evidence or otherwise before any investigative agencies or forum of law. This Report is confidential and proprietary to MIPL. The Subscriber and/or any other person(s) may not reproduce, publish or disclose any of the contents of the Report to others without the express authorization of MIPL. This Report is prepared and issued to the Subscriber without any risk, responsibility or liability on the part of MIPL or its officials.

Short term borrowings	55495.000	50186.000	46477.000
Current Maturities of Long term debt	333.000	342.000	9959.000
Total borrowings	67293.000	61991.000	57160.000
Debt/Equity ratio	0.163	0.133	0.135



YEAR-ON-YEAR GROWTH

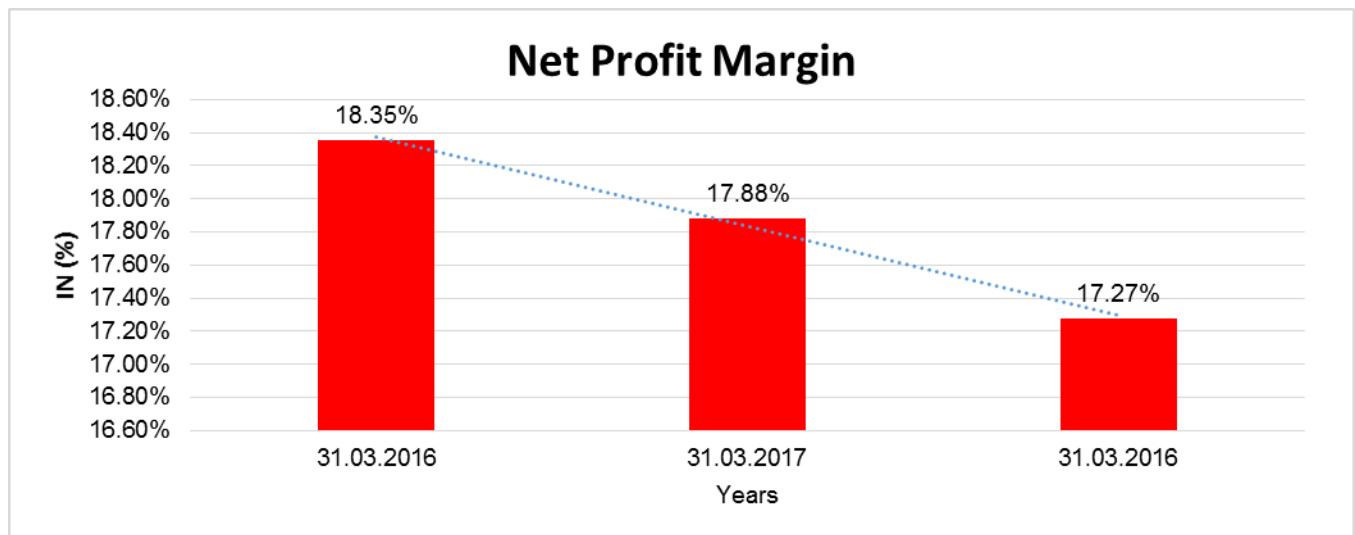
Year on Year Growth	31.03.2016	31.03.2017	31.03.2016
	INR In Million	INR In Million	INR In Million
Sales	446808.000	456396.000	447100.000
		2.146	(2.037)



DISCLAIMER : This Report is **PRIVATE & CONFIDENTIAL** and it is prepared at the request of and for its use by the Subscriber only. The Subscriber shall use the contents of the Report merely as an aid to its business. Mira Inform Private Limited ("MIPL") has collated information/data in the Report, which have not been verified unless otherwise specifically mentioned in the Report. The Subscriber shall independently verify the accuracy and correctness of the information/data before in any way acting upon the same. MIPL shall not be liable for any harm, injury, loss or damage caused to the Subscriber due to default by the Subscriber's debtors/beneficiaries in fulfilling their obligations of any nature whatsoever. This Report or any of its portion shall not be used as a documentary evidence or otherwise before any investigative agencies or forum of law. This Report is confidential and proprietary to MIPL. The Subscriber and/or any other person(s) may not reproduce, publish or disclose any of the contents of the Report to others without the express authorization of MIPL. This Report is prepared and issued to the Subscriber without any risk, responsibility or liability on the part of MIPL or its officials.

NET PROFIT MARGIN

Net Profit Margin	31.03.2016	31.03.2017	31.03.2016
	INR In Million	INR In Million	INR In Million
Sales	446808.000	456396.000	447100.000
Profit/(Loss)	82005.000	81617.000	77228.000
	18.35%	17.88%	17.27%



ABRIDGED BALANCE SHEET (CONSOLIDATED)

SOURCES OF FUNDS	31.03.2018	31.03.2017
I. EQUITY AND LIABILITIES		
(1) Shareholders' Funds		
(a) Share Capital	9048.000	4861.000
(b) Reserves & Surplus	470215.000	511841.000
(c) Money received against share warrants	0.000	0.000
(2) Share Application money pending allotment		
Non-controlling interest	2410.000	2391.000
Total Shareholders' Funds (1) + (2)	481673.000	519093.000
(3) Non-Current Liabilities		
(a) long-term borrowings	45268.000	19611.000
(b) Deferred tax liabilities (Net)	3025.000	6578.000
(c) Derivative liabilities	7.000	2.000
(d) Other long term liabilities	11659.000	10810.000

DISCLAIMER : This Report is **PRIVATE & CONFIDENTIAL** and it is prepared at the request of and for its use by the Subscriber only. The Subscriber shall use the contents of the Report merely as an aid to its business. Mira Inform Private Limited ("MIPL") has collated information/data in the Report, which have not been verified unless otherwise specifically mentioned in the Report. The Subscriber shall independently verify the accuracy and correctness of the information/data before in any way acting upon the same. MIPL shall not be liable for any harm, injury, loss or damage caused to the Subscriber due to default by the Subscriber's debtors/beneficiaries in fulfilling their obligations of any nature whatsoever. This Report or any of its portion shall not be used as a documentary evidence or otherwise before any investigative agencies or forum of law. This Report is confidential and proprietary to MIPL. The Subscriber and/or any other person(s) may not reproduce, publish or disclose any of the contents of the Report to others without the express authorization of MIPL. This Report is prepared and issued to the Subscriber without any risk, responsibility or liability on the part of MIPL or its officials.

(e) long-term provisions		1794.000	4241.000
Total Non-current Liabilities (3)		61753.000	41242.000
(4) Current Liabilities			
(a) Short term borrowings		79598.000	116741.000
(b) Trade payables		51203.000	48673.000
(c) Derivative liabilities		2210.000	2708.000
(d) Unearned revenues		17139.000	16150.000
(e) Other current liabilities		47442.000	37670.000
(f) Short-term provisions		9703.000	7543.000
(g) Liabilities directly associated with assets held for sale		6212.000	0.000
Total Current Liabilities (4)		213507.000	229485.000
TOTAL		756933.000	789820.000
II. ASSETS			
(1) Non-current assets			
(a) Fixed Assets			
(i) Tangible assets		49108.000	60667.000
(ii) Intangible Assets		132159.000	7377.000
(iii) Capital work-in-progress		13777.000	138198.000
(iv) Intangible assets under development		0.000	0.000
(b) Non-current Investments		8874.000	7103.000
(c) Derivative assets		41.000	106.000
(d) Trade receivables		4446.000	3998.000
(e) Deferred tax assets (net)		6908.000	3098.000
(f) Long-term Loan and Advances		0.000	0.000
(g) Other Non-current assets		35464.000	30375.000
Total Non-Current Assets		250777.000	250922.000
(2) Current assets			
(a) Current investments		249094.000	292030.000
(b) Inventories		3370.000	3915.000
(c) Trade receivables		100990.000	94846.000
(d) Cash and cash equivalents		44925.000	52710.000
(e) Derivative assets		1232.000	9747.000
(f) Unbilled revenues		42486.000	45095.000
(g) Short-term loans and advances		0.000	0.000
(h) Other current assets		36858.000	40555.000
(i) Assets held for sale		27201.000	0.000
Total Current Assets		506156.000	538898.000
TOTAL		756933.000	789820.000

DISCLAIMER : This Report is **PRIVATE & CONFIDENTIAL** and it is prepared at the request of and for its use by the Subscriber only. The Subscriber shall use the contents of the Report merely as an aid to its business. Mira Inform Private Limited ("MIPL") has collated information/data in the Report, which have not been verified unless otherwise specifically mentioned in the Report. The Subscriber shall independently verify the accuracy and correctness of the information/data before in any way acting upon the same. MIPL shall not be liable for any harm, injury, loss or damage caused to the Subscriber due to default by the Subscriber's debtors/beneficiaries in fulfilling their obligations of any nature whatsoever. This Report or any of its portion shall not be used as a documentary evidence or otherwise before any investigative agencies or forum of law. This Report is confidential and proprietary to MIPL. The Subscriber and/or any other person(s) may not reproduce, publish or disclose any of the contents of the Report to others without the express authorization of MIPL. This Report is prepared and issued to the Subscriber without any risk, responsibility or liability on the part of MIPL or its officials.

PROFIT & LOSS ACCOUNT (CONSOLIDATED)

	PARTICULARS	31.03.2018	31.03.2017
	SALES		
	Income	544871.000	550402.000
		0.000	4082.000
	Other Income	25487.000	26226.000
	TOTAL	570358.000	580710.000
Less	EXPENSES		
	Purchases of Stock-in-Trade	18434.000	25560.000
	Changes in inventories of finished goods, work-in-progress and Stock-in-Trade	505.000	1411.000
	Employees benefits expense	272223.000	268081.000
	Sub-contracting / technical fees / third party application	84437.000	82747.000
	Facility expenses	21044.000	19297.000
	Travel	17399.000	20147.000
	Communication	5353.000	5370.000
	Marketing and brand building	3140.000	2936.000
	Legal and Professional charges	4690.000	4957.000
	Other expenses	13775.000	10769.000
	Share of profits of associates	-11.000	0.000
	TOTAL	440989.000	441275.000
	PROFIT/ (LOSS) BEFORE INTEREST, TAX, DEPRECIATION AND AMORTISATION	129369.000	139435.000
Less	FINANCIAL EXPENSES	5830.000	5942.000
	PROFIT / (LOSS) BEFORE TAX, DEPRECIATION AND AMORTISATION	123539.000	133493.000
Less/ Add	DEPRECIATION/ AMORTISATION	21117.000	23100.000
	PROFIT/ (LOSS) BEFORE TAX	102422.000	110393.000
Less	TAX	22391.000	25214.000
	PROFIT/ (LOSS) AFTER TAX	80031.000	85179.000
	Earnings / (Loss) Per Share (INR)		
	Basic	16.85	17.49
	Diluted	16.82	17.43

DISCLAIMER : This Report is **PRIVATE & CONFIDENTIAL** and it is prepared at the request of and for its use by the Subscriber only. The Subscriber shall use the contents of the Report merely as an aid to its business. Mira Inform Private Limited ("MIPL") has collated information/data in the Report, which have not been verified unless otherwise specifically mentioned in the Report. The Subscriber shall independently verify the accuracy and correctness of the information/data before in any way acting upon the same. MIPL shall not be liable for any harm, injury, loss or damage caused to the Subscriber due to default by the Subscriber's debtors/beneficiaries in fulfilling their obligations of any nature whatsoever. This Report or any of its portion shall not be used as a documentary evidence or otherwise before any investigative agencies or forum of law. This Report is confidential and proprietary to MIPL. The Subscriber and/or any other person(s) may not reproduce, publish or disclose any of the contents of the Report to others without the express authorization of MIPL. This Report is prepared and issued to the Subscriber without any risk, responsibility or liability on the part of MIPL or its officials.

LEGAL CASES

Bench:- Bombay							
Presentation Date:- 15/04/2017							
Lodging No. :	CCL/263/2017	Failing Date:-	15/04/2017	Reg. No.:-	CC/18/2017	Reg. Date:-	05/06/2017
Main Matter							
Lodging No.:-	COMSL/42/2016	Reg No.:-	COMS/43/2016				
Petitioner:-	NAUTILUS TRADING AND LEASING PRIVATE LIMITED		Respondent:-	WIPRI LIMITED			
Petn.Adv:-	PANKAJ PARSURAMPURIA (15871)						
District:-	MUMBAI						
Bench:-	SINGLE						
Status:-	Pre-Admission		Category:-	COUNTER CLAIM			
Act. :	Code of Civil Procedure 1908						

LOCAL AGENCY FURTHER INFORMATION

Sr. No.	Check list by info agents	Available in Report (Yes/No)
1	Year of establishment	Yes
2	Constitution of the entity -Incorporation details	Yes
3	Locality of the entity	Yes
4	Premises details	No
5	Buyer visit details	--
6	Contact numbers	Yes
7	Name of the person contacted	No
8	Designation of contact person	No
9	Promoter's background	Yes
10	Date of Birth of Proprietor / Partners / Directors	No
11	Pan Card No. of Proprietor / Partners	No
12	Voter Id Card No. of Proprietor / Partners	No
13	Type of business	Yes
14	Line of Business	Yes
15	Export/import details (if applicable)	No
16	No. of employees	Yes

DISCLAIMER : This Report is **PRIVATE & CONFIDENTIAL** and it is prepared at the request of and for its use by the Subscriber only. The Subscriber shall use the contents of the Report merely as an aid to its business. Mira Inform Private Limited ("MIPL") has collated information/data in the Report, which have not been verified unless otherwise specifically mentioned in the Report. The Subscriber shall independently verify the accuracy and correctness of the information/data before in any way acting upon the same. MIPL shall not be liable for any harm, injury, loss or damage caused to the Subscriber due to default by the Subscriber's debtors/beneficiaries in fulfilling their obligations of any nature whatsoever. This Report or any of its portion shall not be used as a documentary evidence or otherwise before any investigative agencies or forum of law. This Report is confidential and proprietary to MIPL. The Subscriber and/or any other person(s) may not reproduce, publish or disclose any of the contents of the Report to others without the express authorization of MIPL. This Report is prepared and issued to the Subscriber without any risk, responsibility or liability on the part of MIPL or its officials.

WIPRO LIMITED - 536474

PAGE NO. : 29

17	Details of sister concerns	Yes
18	Major suppliers	No
19	Major customers	No
20	Banking Details	Yes
21	Banking facility details	Yes
22	Conduct of the banking account	--
23	Financials, if provided	Yes
24	Capital in the business	Yes
25	Last accounts filed at ROC, if applicable	Yes
26	Turnover of firm for last three years	Yes
27	Reasons for variation <> 20%	--
28	Estimation for coming financial year	No
29	Profitability for last three years	Yes
30	Major shareholders, if available	Yes
31	External Agency Rating, if available	Yes
32	Litigations that the firm/promoter involved in	Yes
33	Market information	--
34	Payments terms	No
35	Negative Reporting by Auditors in the Annual Report	No

THE COMPANY OVERVIEW

The Company, is a leading global information technology ("IT"), consulting and business process services (BPS) company.

Wipro is a public limited company incorporated and domiciled in India. The address of its registered office is Wipro Limited, Doddakannelli, Sarjapur Road, Bengaluru – 560 035, Karnataka, India. Wipro has its primary listing with BSE Limited (Bombay Stock Exchange) and National Stock Exchange of India Limited. The Company's American Depository Shares representing equity shares are also listed on the New York Stock Exchange.

These financial statements were authorised for issue by the Board of Directors on June 08, 2018. Amounts as at and for the year ended March 31, 2017 were audited by B S R and Co. LLP.

FINANCIAL PERFORMANCE

On a standalone basis, their sales declined to INR 447100.000 million for the current year as against INR 456396.000 million in the previous year, recording a decline of 2.04%. Our net profits declined to INR 77228.000 million in the current year as against `81,617 million in the previous year, recording a decline of 5.38%.

OUTLOOK

According to the Strategic Review 2018 of NASSCOM in FY'18, IT export revenue, from India grew by 7.8%, to an estimated \$126 billion. In FY'19, NASSCOM expects revenue from IT exports to grow by 7% to 9%.

DISCLAIMER : This Report is **PRIVATE & CONFIDENTIAL** and it is prepared at the request of and for its use by the Subscriber only. The Subscriber shall use the contents of the Report merely as an aid to its business. Mira Inform Private Limited ("MIPL") has collated information/data in the Report, which have not been verified unless otherwise specifically mentioned in the Report. The Subscriber shall independently verify the accuracy and correctness of the information/data before in any way acting upon the same. MIPL shall not be liable for any harm, injury, loss or damage caused to the Subscriber due to default by the Subscriber's debtors/beneficiaries in fulfilling their obligations of any nature whatsoever. This Report or any of its portion shall not be used as a documentary evidence or otherwise before any investigative agencies or forum of law. This Report is confidential and proprietary to MIPL. The Subscriber and/or any other person(s) may not reproduce, publish or disclose any of the contents of the Report to others without the express authorization of MIPL. This Report is prepared and issued to the Subscriber without any risk, responsibility or liability on the part of MIPL or its officials.

MANAGEMENT DISCUSSION AND ANALYSIS

Industry Overview

IT Services

Fast-evolving technology landscapes, dynamic economic environments and the emergence of digital business has created a need for enterprises to look for a partner to advise, design and execute their technology transformation and support programs. Large multinational enterprises are engaging global IT Services companies who can deliver high quality service on a global scale and at competitive costs. Over the past two decades, with the emergence of the internet and inexpensive connectivity, the global delivery model of service delivery has risen to become the preferred model in sourcing of IT services, business process services and research and development services. In this period, service providers have gained technological expertise, domain competency and delivery capability by either developing organically or by acquiring companies with these competencies. Large multinational enterprises are engaging global IT Services companies to deliver high quality service on a global scale and at competitive costs. They believe the IT Services industry has significant growth potential.

Global IT service providers offer a range of end to end software development, digital services, IT business solutions, research and development services, technology infrastructure services, business process services, consulting and related support functions. According to the Strategic Review 2018 of NASSCOM (the NASSCOM Report) in FY 2018, IT export revenue, from India was estimated to grow by 7.8% to \$126 billion.

In the last few years, enterprises around the world are embracing the reality that digital transforms every aspect of business. Experiences, consumers, entire industries, business models and ways of working are all rapidly and fundamentally changing. Recognition of these trends, combined with the realization that enterprises may not be able keep up with this pace of change, has a profound impact on their clients. This requires new business models, new ways of working and integrated capability across strategy, design and technology.

IT Products

The key components of the hardware industry are servers, desktops, notebooks and tablet computers, storage devices, peripherals, printers and networking equipment. According to the NASSCOM Report, the hardware segment of the IT-Business Process Management exports from India is estimated to be \$15 billion in fiscal year 2018. Emergence of cloud computing technologies is negatively affecting demand for IT products such as servers.

Business Overview

They are one of the leading providers of IT services globally. They combine the business knowledge and industry expertise of their domain specialists and the technical knowledge and implementation skills of their delivery team leveraging their products, platforms, partnerships and solutions in their development centers located around the world.

They develop and integrate innovative solutions that enable their clients to leverage IT to achieve their business objectives at competitive costs. They use their quality processes and global talent pool to deliver 'time to development' advantages, cost savings and productivity improvements.

Their IT Services business provides a range of IT and IT-enabled services which include digital strategy advisory, customercentric design, technology consulting, IT consulting, custom application design, development, re-engineering and maintenance, systems integration, package implementation, global infrastructure services, analytics services, business process services, research and development and hardware and software design to leading enterprises worldwide.

The vision for their business is "To earn their clients' trust and maximize the value of their businesses by providing solutions that integrate their deep industry insights, their leading technology and best-in-class execution". They seek to emphasize their core values of being passionate about their clients' success, treating each person with respect, being global and responsible, and maintaining unyielding integrity in everything they do.

The markets they serve are undergoing rapid changes due to the pace of developments in technology, innovation in business models and changes in the sourcing strategies of clients. Pressures on cost-competitiveness, an uncertain economic environment and immigration restrictions are causing clients to develop newer business models. On the technology front, digital business has changed the nature of demand for IT services. Development of advanced technologies such as cloud based offerings, big data analytics, mobile applications and the emergence of social media is making technology an integral part of the business model of their clients. In addition to the Chief Information Officer, newer stakeholders such as Chief Marketing Officer, Chief Digital Officer and Chief Risk Officer play a key role in shaping the technology roadmap of their clients. These trends on newer business models, emerging technologies and sourcing patterns provide us with significant growth opportunities.

Their IT Products segment provides a range of third-party IT products, which allows us to offer comprehensive IT system integration services. These products include computing, platforms and storage, networking solutions, enterprise information security, and software products, including databases and operating systems. They have a diverse range of clients, primarily in the India and Middle East markets from small and medium enterprises to large enterprises in all major industries. They continue to focus on being a systems integrator of choice, where they provide IT products as a complement to their IT services offerings rather than sell standalone IT products.

Business Strategy

Their customers today are undergoing an unprecedented change and transformation in their businesses led by forces such as Digital, Consumerization of technology, Industry platform disruptions, and competition from new age companies across industries. They at Wipro believe that there are a few key industry trends, which over the next 5-10 years, will fundamentally transform the way technology is bought and consumed by enterprises. These are 'as-a-service', 'Intelligent automation', 'Digital' such as Design and user experience, Digital ways of working and shared economy, 'Cyber-security and Cyber-defense'.

In today's market context, their vision and their strategy is about helping their clients navigate to a Digital future while driving hyper-efficiencies in their 'Run' operations through a comprehensive and integrated portfolio of services. They deliver this through industry wrapped process, and technology solutions and services through an open innovation led approach.

UNSECURED LOAN

PARTICULARS	31.03.2018 (INR in Million)	31.03.2017 (INR in Million)
Long-term Borrowings		
External commercial borrowings (ECB)**	0.000	9728.000

DISCLAIMER : This Report is **PRIVATE & CONFIDENTIAL** and it is prepared at the request of and for its use by the Subscriber only. The Subscriber shall use the contents of the Report merely as an aid to its business. Mira Inform Private Limited ("MIPL") has collated information/data in the Report, which have not been verified unless otherwise specifically mentioned in the Report. The Subscriber shall independently verify the accuracy and correctness of the information/data before in any way acting upon the same. MIPL shall not be liable for any harm, injury, loss or damage caused to the Subscriber due to default by the Subscriber's debtors/beneficiaries in fulfilling their obligations of any nature whatsoever. This Report or any of its portion shall not be used as a documentary evidence or otherwise before any investigative agencies or forum of law. This Report is confidential and proprietary to MIPL. The Subscriber and/or any other person(s) may not reproduce, publish or disclose any of the contents of the Report to others without the express authorization of MIPL. This Report is prepared and issued to the Subscriber without any risk, responsibility or liability on the part of MIPL or its officials.

WIPRO LIMITED - 536474

PAGE NO. : 32

Loans from institutions other than banks ***	185.000	574.000
Short-term borrowings		
bank overdrafts	3998.000	1544.000
borrowings from banks	42479.000	48642.000
Total	46662.000	60488.000

INDEX OF CHARGES

Charges Registered								
SN o	SRN	Charge Id	Charge Holder Name	Date of Creation	Date of Modification	Date of Satisfaction	Amount	Address
1	A52608940	80039538	The Hongkong and Shanghai Banking Corporation Limited	25/09/2002	10/11/2007	20/11/2008	310000000.0	7 Mahatma Gandhi RoadBangalore - 560001BangaloreKA560001IN
2	A45282167	10050906	HDFC BANK LIMITED	30/03/2007	06/02/2008	22/08/2008	600000000.0	HDFC BANK HOUSE SENAPATI BAPAT MARG LOWER PAREL WMUMBAIMH400013IN
3	A14441240	90262515	ICICI BANK LIMITED	25/08/2004	-	26/04/2007	66471.0	ICICI TOWERS BANDRA KURLA COMPLEX MUMBAI MH400051IN
4	A14441711	90262478	ICICI BANK LIMITED	14/06/2004	-	26/04/2007	533232.0	ICICI TOWERS BANDRA KURLA COMPLEX MUMBAI MH400051IN

DISCLAIMER : This Report is **PRIVATE & CONFIDENTIAL** and it is prepared at the request of and for its use by the Subscriber only. The Subscriber shall use the contents of the Report merely as an aid to its business. Mira Inform Private Limited ("MIPL") has collated information/data in the Report, which have not been verified unless otherwise specifically mentioned in the Report. The Subscriber shall independently verify the accuracy and correctness of the information/data before in any way acting upon the same. MIPL shall not be liable for any harm, injury, loss or damage caused to the Subscriber due to default by the Subscriber's debtors/beneficiaries in fulfilling their obligations of any nature whatsoever. This Report or any of its portion shall not be used as a documentary evidence or otherwise before any investigative agencies or forum of law. This Report is confidential and proprietary to MIPL. The Subscriber and/or any other person(s) may not reproduce, publish or disclose any of the contents of the Report to others without the express authorization of MIPL. This Report is prepared and issued to the Subscriber without any risk, responsibility or liability on the part of MIPL or its officials.

STATEMENT OF STANDALONE UNAUDITED FINANCIAL RESULTS FOR THE THREE ENDED 30.06.2018

(INR In Million)

PARTICULARS	Three Months Ended
	30.06.2018 (Unaudited)
Income From Operations	
Revenue from operations	115675.000
Other Income	5897.000
Total Income from Operations (Net)	121572.000
Expenditure	
Purchase of Stock-in trade	3793.000
Changes in inventory of finished Goods, work- in-progress and Stock-in-trade	(379.000)
Employees Benefit Expenses	57671.000
Finance Cost	1167.000
Depreciation and Amortization Expenses	2427.000
Sub-contracting/technical fees/ third party application	21410.000
Travel	3798.000
Facility Expenses	3829.000
Communication	997.000
Legal and Professional Charges	776.000
Marketing and brand building	613.000
Other Expenses	1246.000
Total Expenses	97348.000
Profit / (Loss) before tax	24224.000
Tax Expense	
- Current Tax	5295.000
- Deferred Tax	(293.000)
- Total	4611.000
Net Profit After Tax	19222.000
Total Other comprehensive income for the period	(1502.000)
Total comprehensive income for the period	17720.000
Paid- up Equity Share Capital (share – INR 2)	9048.000
Other Equity (as per balance sheet of the previous accounting year)	
Earnings Per Share (of INR 2 each) (not annualized)	
Basic	4.27
Diluted	4.26

Notes :

- The audited standalone financial results for the three months ended June 30, 2018 have been approved by the Board of Directors of the Company at its meeting held on July 20, 2018. The Company confirms

DISCLAIMER : This Report is **PRIVATE & CONFIDENTIAL** and it is prepared at the request of and for its use by the Subscriber only. The Subscriber shall use the contents of the Report merely as an aid to its business. Mira Inform Private Limited ("MIPL") has collated information/data in the Report, which have not been verified unless otherwise specifically mentioned in the Report. The Subscriber shall independently verify the accuracy and correctness of the information/data before in any way acting upon the same. MIPL shall not be liable for any harm, injury, loss or damage caused to the Subscriber due to default by the Subscriber's debtors/beneficiaries in fulfilling their obligations of any nature whatsoever. This Report or any of its portion shall not be used as a documentary evidence or otherwise before any investigative agencies or forum of law. This Report is confidential and proprietary to MIPL. The Subscriber and/or any other person(s) may not reproduce, publish or disclose any of the contents of the Report to others without the express authorization of MIPL. This Report is prepared and issued to the Subscriber without any risk, responsibility or liability on the part of MIPL or its officials.

that its statutory auditors, Deloitte Haskins & Sells LLP have issued audit report with, unmodified opinion on the interim standalone financial results for the three months ended June 30, 2018.

- The above standalone financial results have been prepared from the interim condensed standalone financial statements, which are prepared in accordance with Indian Accounting Standards (Ind AS), the provisions of the Companies Act* 2013 ("the Act"), as applicable and guidelines issued by the Securities and Exchange Board of India ("SEBI") The Ind AS are prescribed under Section 133 of the Act read with Rule 3 of the Companies (Indian Accounting Standards) Rules, 2015 and Companies (Indian Accounting Standards) Amendment Rules, 2016.
- The Company publishes this standalone financial result along with the consolidated financial results. In accordance with Ind AS 108, Operating Segments, the Company has disclosed the segment information in the interim condensed consolidated financial statements and is incorporated in the consolidated financial results.
- Adoption of Ind AS 115 - Revenue from Contracts with Customers: On April 1, 2018, the company adopted Ind AS 115, "Revenue from Contracts with Customers" using the cumulative catch-up transition method applied, to contracts that were not completed as of April 1, 2018. Accordingly, the comparatives have not been retrospectively adjusted. The adoption of Ind AS 115 did not have any material impact on the standalone results for the three months ended June 30, 2018.
- Consequent to insolvency of two of our customers, the Company had recognized a provision of Rs. 3,832 for impairment of receivables and deferred contract cost in the year ended March 31, 2018.
- Sale of hosted data centre service business: During the three months ended June 30, 2018, the Company has concluded the divestment of its hosted data centre business in Singapore and United Kingdom. The transfer of certain India data centre assets and employees are conditional upon obtaining regulatory approval which is expected to be completed by September 30, 2018.
- Loss of control in subsidiary: During the three months ended June 30, 2018, the Company has reduced its equity holding front 74% to 11% in Wipro Airport IT Services Limited.
- The loss/gain on these transactions is insignificant
- Events after the reporting period:
As part of a strategic, partnership, on July 19, 2018, Wipro Limited entered into an agreement to takeover Alight HR Services India Private Limited, Alight's captive operations in India. The consummation of the transaction is subject to receipt of regulatory approvals and customary closing conditions, which is expected to be completed by September 30, 2018.

CONTINGENT LIABILITIES:

(INR in million)

PARTICULARS	31.03.2018	31.03.2017
Performance and financial guarantees given by the banks on behalf of the company	16817.000	17375.000
Guarantees given by the Company on behalf of subsidiaries	1400.000	6237.000

DISCLAIMER : This Report is **PRIVATE & CONFIDENTIAL** and it is prepared at the request of and for its use by the Subscriber only. The Subscriber shall use the contents of the Report merely as an aid to its business. Mira Inform Private Limited ("MIPL") has collated information/data in the Report, which have not been verified unless otherwise specifically mentioned in the Report. The Subscriber shall independently verify the accuracy and correctness of the information/data before in any way acting upon the same. MIPL shall not be liable for any harm, injury, loss or damage caused to the Subscriber due to default by the Subscriber's debtors/beneficiaries in fulfilling their obligations of any nature whatsoever. This Report or any of its portion shall not be used as a documentary evidence or otherwise before any investigative agencies or forum of law. This Report is confidential and proprietary to MIPL. The Subscriber and/or any other person(s) may not reproduce, publish or disclose any of the contents of the Report to others without the express authorization of MIPL. This Report is prepared and issued to the Subscriber without any risk, responsibility or liability on the part of MIPL or its officials.

FIXED ASSETS

Tangible assets

- Land
- Buildings
- Plant and machinery
- Furniture and fixtures
- Office equipment
- Vehicles

Intangible assets

- Goodwill
- Technical Know-how
- Patents, trademarks and others

CMT REPORT (Corruption, Money Laundering & Terrorism]

The Public Notice information has been collected from various sources including but not limited to: **The Courts, India Prisons Service, Interpol, etc.**

1] INFORMATION ON DESIGNATED PARTY

No exist designating subject or any of its beneficial owners, controlling shareholders or senior officers as terrorist or terrorist organization or whom notice had been received that all financial transactions involving their assets have been blocked or convicted, found guilty or against whom a judgement or order had been entered in a proceedings for violating money-laundering, anti-corruption or bribery or international economic or anti-terrorism sanction laws or whose assets were seized, blocked, frozen or ordered forfeited for violation of money laundering or international anti-terrorism laws.

2] Court Declaration :

No records exist to suggest that subject is or was the subject of any formal or informal allegations, prosecutions or other official proceeding for making any prohibited payments or other improper payments to government officials for engaging in prohibited transactions or with designated parties.

3] Asset Declaration :

No records exist to suggest that the property or assets of the subject are derived from criminal conduct or a prohibited transaction.

4] Record on Financial Crime :

Charges or conviction registered against subject: **None**

5] Records on Violation of Anti-Corruption Laws :

Charges or investigation registered against subject: **None**

6] Records on Int'l Anti-Money Laundering Laws/Standards :

Charges or investigation registered against subject: **None**

7] Criminal Records

No available information exist that suggest that subject or any of its principals have been formally charged or convicted by a competent governmental authority for any financial crime or under any formal investigation by a competent government authority for any violation of anti-corruption laws or international anti-money laundering laws or standard.

8] Affiliation with Government :

No record exists to suggest that any director or indirect owners, controlling shareholders, director, officer or employee of the company is a government official or a family member or close business associate of a Government official.

9] Compensation Package :

Our market survey revealed that the amount of compensation sought by the subject is fair and reasonable and comparable to compensation paid to others for similar services.

10] Press Report :

No press reports / filings exists on the subject.

CORPORATE GOVERNANCE

MIRA INFORM as part of its Due Diligence do provide comments on Corporate Governance to identify management and governance. These factors often have been predictive and in some cases have created vulnerabilities to credit deterioration.

Our Governance Assessment focuses principally on the interactions between a company's management, its Board of Directors, Shareholders and other financial stakeholders.

CONTRAVENTION

Subject is not known to have contravened any existing local laws, regulations or policies that prohibit, restrict or otherwise affect the terms and conditions that could be included in the agreement with the subject.

FOREIGN EXCHANGE RATES

Currency	Unit	INR
US Dollar	1	INR 73.14
UK Pound	1	INR 93.85
Euro	1	INR 83.55

INFORMATION DETAILS

Information Gathered by :	GYA
Analysis Done by :	VIV
Report Prepared by :	SUD

SCORE FACTORS

DEMERIT POINTS		
--BANK CHARGES	YES/NO	YES
--LITIGATION	YES/NO	YES
--OTHER ADVERSE INFORMATION	YES/NO	NO
MERIT POINTS		
--SOLE DISTRIBUTORSHIP	YES/NO	NO
--EXPORT ACTIVITIES	YES/NO	NO
--AFFILIATION	YES/NO	YES
--LISTED	YES/NO	YES
--OTHER MERIT FACTORS	YES/NO	YES

RATING EXPLANATIONS

Credit Rating	Explanation	Rating Comments
A++	Minimum Risk	Business dealings permissible with minimum risk of default
A+	Low Risk	Business dealings permissible with low risk of default
A	Acceptable Risk	Business dealings permissible with moderate risk of default
B	Medium Risk	Business dealings permissible on a regular monitoring basis
C	Medium High Risk	Business dealings permissible preferably on secured basis
D	High Risk	Business dealing not recommended or on secured terms only
NB	New Business	No recommendation can be done due to business in infancy stage
NT	No Trace	No recommendation can be done as the business is not traceable

NB is stated where there is insufficient information to facilitate rating. However, it is not to be considered as unfavourable.

This score serves as a reference to assess SC's credit risk and to set the amount of credit to be extended. It is calculated from a composite of weighted scores obtained from each of the major sections of this report. The assessed factors are as follows:

- Financial condition covering various ratios
- Company background and operations size
- Promoters / Management background
- Payment record
- Litigation against the subject
- Industry scenario / competitor analysis
- Supplier / Customer / Banker review (wherever available)

DISCLAIMER : This Report is **PRIVATE & CONFIDENTIAL** and it is prepared at the request of and for its use by the Subscriber only. The Subscriber shall use the contents of the Report merely as an aid to its business. Mira Inform Private Limited ("MIPL") has collated information/data in the Report, which have not been verified unless otherwise specifically mentioned in the Report. The Subscriber shall independently verify the accuracy and correctness of the information/data before in any way acting upon the same. MIPL shall not be liable for any harm, injury, loss or damage caused to the Subscriber due to default by the Subscriber's debtors/beneficiaries in fulfilling their obligations of any nature whatsoever. This Report or any of its portion shall not be used as a documentary evidence or otherwise before any investigative agencies or forum of law. This Report is confidential and proprietary to MIPL. The Subscriber and/or any other person(s) may not reproduce, publish or disclose any of the contents of the Report to others without the express authorization of MIPL. This Report is prepared and issued to the Subscriber without any risk, responsibility or liability on the part of MIPL or its officials.