

MIRA INFORM REPORT

Report No. :	537193
Report Date :	30.10.2018

IDENTIFICATION DETAILS

Name :	SUN VACUUM FORMERS PRIVATE LIMITED
Registered Office :	A-47, Lower Ground Floor, Hauz Khas, New Delhi-110016
Tel. No.:	91-124-2340015
Country :	India
Financials (as on) :	31.03.2018
Date of Incorporation :	23.04.1986
CIN No.: [Company Identification No.]	U74899DL1986PTC023987
Capital Investment / Paid-up Capital :	INR 33.939 Million
IEC No.: [Import-Export Code No.]	0589028600
PAN No.: [Permanent Account No.]	AABCS3431P
GSTN : [Goods & Service Tax Registration No.]	06AABCS3431P2Z6/ 06AABCS3431P1Z7 (Haryana)
Legal Form :	Private Limited Liability Company
Line of Business :	Subject is engaged in the business of Manufacturing and Dealing in plastic / rubber / other polymeric material, components / assemblies intended for use in automobile / electronics / packaging / consumer industry. [Registered Activity]
No. of Employees :	Not Divulged

RATING & COMMENTS

(Mira Inform has adopted New Rating mechanism w.e.f. 23rd January 2017)

DISCLAIMER : This Report is **PRIVATE & CONFIDENTIAL** and it is prepared at the request of and for its use by the Subscriber only. The Subscriber shall use the contents of the Report merely as an aid to its business. Mira Inform Private Limited ("MIPL") has collated information/data in the Report, which have not been verified unless otherwise specifically mentioned in the Report. The Subscriber shall independently verify the accuracy and correctness of the information/data before in any way acting upon the same. MIPL shall not be liable for any harm, injury, loss or damage caused to the Subscriber due to default by the Subscriber's debtors/beneficiaries in fulfilling their obligations of any nature whatsoever. This Report or any of its portion shall not be used as a documentary evidence or otherwise before any investigative agencies or forum of law. This Report is confidential and proprietary to MIPL. The Subscriber and/or any other person(s) may not reproduce, publish or disclose any of the contents of the Report to others without the express authorization of MIPL. This Report is prepared and issued to the Subscriber without any risk, responsibility or liability on the part of MIPL or its officials.

MIRA's Rating :	A+
------------------------	-----------

Credit Rating	Explanation	Rating Comments
A+	Low Risk	Business dealings permissible with low risk of default

Maximum Credit Limit :	USD 5200000
Status :	Good
Payment Behaviour :	Regular
Litigation :	Clear
Comments :	<p>Subject is an established company incorporated in the year 1986 having good track.</p> <p>For the financial year ended 2018, the company has witnessed a growth in its revenue and has achieved decent profit margin at 20.98 (approx.).</p> <p>The company possesses sound financial profile marked by healthy net worth base along with negligible debt recorded by the company.</p> <p>The company also derives strength from its long established track record of business operations.</p> <p>Trade relations are reported as fair. Business is active. Payment terms are seems to be regular and as per commitments.</p> <p>In view of the aforesaid, the company can be considered for business dealings at usual trade terms and conditions.</p>

NOTES :

Any query related to this report can be made on e-mail : infodept@mirainform.com while quoting report number, name and date.

ECGC Country Risk Classification List

Country Name	Previous Rating (30.06.2018)	Current Rating (30.09.2018)
India	A1	A1

Risk Category	ECGC Classification
Insignificant	A1
Low Risk	A2
Moderately Low Risk	B1
Moderate Risk	B2
Moderately High Risk	C1
High Risk	C2
Very High Risk	D

EXTERNAL AGENCY RATING

NOT AVAILABLE

RBI DEFAULTERS' LIST STATUS

Subject's name is not enlisted as a defaulter in the publicly available RBI Defaulters' list.

EPF (Employee Provident Fund) DEFAULTERS' LIST STATUS

Subject's name is not enlisted as a defaulter in the publicly available EPF (Employee Provident Fund) Defaulters' list as of 31-03-2018.

BIFR (Board for Industrial & Financial Reconstruction) LISTING STATUS

Subject's name is not listed as a Sick Unit in the publicly available BIFR (Board for Industrial & Financial Reconstruction) list as of 30.10.2018

IBBI (Insolvency and Bankruptcy Board of India) LISTING STATUS

Subject's name is not listed in the publicly available IBBI (Insolvency and Bankruptcy Board of India) list as of report date.

INFORMATION DECLINED

MANAGEMENT NON-COOPERATIVE [TEL. NO.: 91-124-2340015/ 2291977]

DISCLAIMER : This Report is **PRIVATE & CONFIDENTIAL** and it is prepared at the request of and for its use by the Subscriber only. The Subscriber shall use the contents of the Report merely as an aid to its business. Mira Inform Private Limited ("MIPL") has collated information/data in the Report, which have not been verified unless otherwise specifically mentioned in the Report. The Subscriber shall independently verify the accuracy and correctness of the information/data before in any way acting upon the same. MIPL shall not be liable for any harm, injury, loss or damage caused to the Subscriber due to default by the Subscriber's debtors/beneficiaries in fulfilling their obligations of any nature whatsoever. This Report or any of its portion shall not be used as a documentary evidence or otherwise before any investigative agencies or forum of law. This Report is confidential and proprietary to MIPL. The Subscriber and/or any other person(s) may not reproduce, publish or disclose any of the contents of the Report to others without the express authorization of MIPL. This Report is prepared and issued to the Subscriber without any risk, responsibility or liability on the part of MIPL or its officials.

LOCATIONS

Registered Office :	A-47, Lower Ground Floor, Hauz Khas, New Delhi-110016, India
Tel. No.:	Not Available
Fax No.:	Not Available
E-Mail :	sushil.pandey@sunvac.co.in infotechggn@sunvac.co.in
Website :	http://www.sunvac.co.in
Manufacturing Unit 1 :	Plot No. 39-40, Maruti Industrial Estate, Sector-18, Gurugram-122015, Haryana, India
Tel. No.:	91-124-2340015/ 2340018/ 6460157 / 2291975 / 76/ 77
Fax No.:	91-124-2348003
E-Mail :	infoechggn@sunvac.co.in
Manufacturing Unit 2 :	Plot No.408 , Sector -7, IMT Manesar, Gurugram – 122016, Haryana, India

DIRECTORS

AS ON: 31.03.2018

Name :	Mr. Subhash Vasant Sathe		
Designation :	Managing Director		
Address :	74, DDA SFS Flats, Gautam Nagar, New Delhi-110049, India		
Date of Birth/Age :	21.04.1955		
Qualification :	M.E. (Metallurgy)		
Date of Appointment :	06.04.1987		
DIN No.:	00034955		
PAN No.:	AATPS0704L		
Other Directorship:			
CIN/FCRN	Company Name	Begin Date	End Date
U65990MH1992PTC069907	INDIRA HOLDINGS PRIVATE LIMITED	04/12/1992	-
U74899DL1987PTC027108	VIJAY EQUIPMENTS AND TOOLS MANUFACTURING CO PRIVATE LIMITED	18/01/2003	-
U74899DL1994PTC061253	TRW SUN STEERING WHEELS PRIVATE LIMITED	26/03/2012	-
U74899DL1996PTC079641	SUN INJECTO PLAST PRIVATE LIMITED	13/06/1996	-
Name :	Mrs. Indrani Subhash Sathe		
Designation :	Director		
Address :	74, DDA SFS Flats, Gautam Nagar, New Delhi-110049, India		
Date of Birth/Age :	22.03.1961		
Qualification :	FCA		
Date of Appointment :	23.04.1986		
DIN No.:	00034999		

PAN No.:	AATPS0705M		
Other Directorship:			
CIN/FCRN	Company Name	Begin Date	End Date
U65990MH1992PTC069907	INDIRA HOLDINGS PRIVATE LIMITED	04/12/1992	-
U74899DL1987PTC027108	VIJAY EQUIPMENTS AND TOOLS MANUFACTURING CO PRIVATE LIMITED	18/01/2003	-
U74899DL1994PTC061253	TRW SUN STEERING WHEELS PRIVATE LIMITED	05/09/1994	-
U74899DL1996PTC079641	SUN INJECTO PLAST PRIVATE LIMITED	13/06/1996	-
Name :	Mr. Abhaykumar Dhanraj Gandhi		
Designation :	Director		
Address :	Meghdoot, Dhamangaon Road, Yavatmal-445001, Maharashtra, India		
Date of Birth/Age :	07.01.1951		
Qualification :	B.E. (Electrical)		
Date of Appointment :	25.04.1986		
DIN No.:	01222852		
PAN No.:	ABFPG6058G		

MAJOR SHAREHOLDERS / SHAREHOLDING PATTERN

AS ON: 31.03.2018

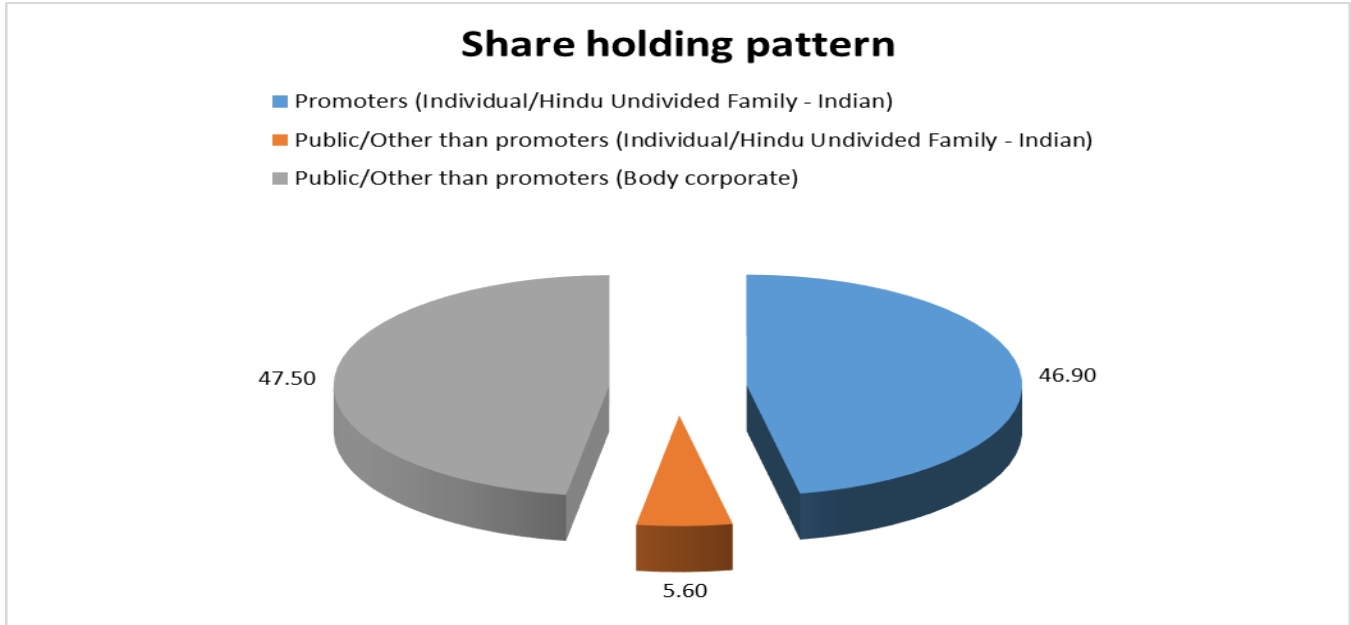
Names of Shareholders	No. of Shares	% age holding
Subhash Vasant Sathe	661900	19.50
Indrani Sathe	400000	11.79
Abhay Kumar Dhanraj Gandhi	100000	2.95
Subhash Sathe (HUF)	530000	15.62
Indira Holdings Private Limited, India	1612000	47.50
Rohit Dhesi	90000	2.65
Total	3393900	100.00

AS ON: 31.07.2018

Equity Share Breakup	Percentage of Holding
Category	
Promoters (Individual/Hindu Undivided Family - Indian)	46.90
Public/Other than promoters (Individual/Hindu Undivided Family - Indian)	5.60
Public/Other than promoters (Body corporate)	47.50
Total	100.00

DISCLAIMER : This Report is **PRIVATE & CONFIDENTIAL** and it is prepared at the request of and for its use by the Subscriber only. The Subscriber shall use the contents of the Report merely as an aid to its business. Mira Inform Private Limited ("MIPL") has collated information/data in the Report, which have not been verified unless otherwise specifically mentioned in the Report. The Subscriber shall independently verify the accuracy and correctness of the information/data before in any way acting upon the same. MIPL shall not be liable for any harm, injury, loss or damage caused to the Subscriber due to default by the Subscriber's debtors/beneficiaries in fulfilling their obligations of any nature whatsoever. This Report or any of its portion shall not be used as a documentary evidence or otherwise before any investigative agencies or forum of law. This Report is confidential and proprietary to MIPL. The Subscriber and/or any other person(s) may not reproduce, publish or disclose any of the contents of the Report to others without the express authorization of MIPL. This Report is prepared and issued to the Subscriber without any risk, responsibility or liability on the part of MIPL or its officials.

--	--



BUSINESS DETAILS

Line of Business :	Subject is engaged in the business of Manufacturing and Dealing in plastic / rubber / other polymeric material, components / assemblies intended for use in automobile / electronics / packaging / consumer industry. [Registered Activity]	
Products :	ITC Code No.	Product Descriptions
	87082900	Manufacture of parts and accessories for motor vehicles
Brand Names :	Not Available	
Agencies Held :	Not Available	
Exports :	Not Divulged	
Imports :	Not Divulged	
Terms :		
Selling :	Not Divulged	
Purchasing :	Not Divulged	

DISCLAIMER : This Report is **PRIVATE & CONFIDENTIAL** and it is prepared at the request of and for its use by the Subscriber only. The Subscriber shall use the contents of the Report merely as an aid to its business. Mira Inform Private Limited ("MIPL") has collated information/data in the Report, which have not been verified unless otherwise specifically mentioned in the Report. The Subscriber shall independently verify the accuracy and correctness of the information/data before in any way acting upon the same. MIPL shall not be liable for any harm, injury, loss or damage caused to the Subscriber due to default by the Subscriber's debtors/beneficiaries in fulfilling their obligations of any nature whatsoever. This Report or any of its portion shall not be used as a documentary evidence or otherwise before any investigative agencies or forum of law. This Report is confidential and proprietary to MIPL. The Subscriber and/or any other person(s) may not reproduce, publish or disclose any of the contents of the Report to others without the express authorization of MIPL. This Report is prepared and issued to the Subscriber without any risk, responsibility or liability on the part of MIPL or its officials.

PRODUCTION STATUS: NOT AVAILABLE

GENERAL INFORMATION

Suppliers :	Reference:	Not Divulged	
	Name of the Person (Designation):	--	
	Contact Number:	--	
	Since how long known:	--	
	Maximum limit dealt:	--	
	Experience:	--	
	Remark	--	
Customers :	Reference:	Not Divulged	
	Name of the Person (Designation):	--	
	Contact Number:	--	
	Since how long known:	--	
	Maximum limit dealt:	--	
	Experience:	--	
	Remark	--	
No. of Employees :	Not Divulged		
Bankers :	Bank Name:	State Bank of India	
	Branch:	--	
	Person Name (with Designation):	--	
	Contact Number:	--	
	Name of Account Holder:	--	
	Account Number:	--	
	Account Since (Date/ Year of A/c Opening):	--	
	Average Balance Maintained (Optional):	--	
	Credit Facilities Enjoyed (CC/OD/Term Loan):	--	
	Account Operation:	--	
	Remarks:	--	
Facilities :	SECURED LOANS	31.03.2018 (INR In Million)	31.03.2017 (INR In Million)
	SHORT TERM BORROWINGS		
	Other loans and advances, others	0.496	28.589

DISCLAIMER : This Report is **PRIVATE & CONFIDENTIAL** and it is prepared at the request of and for its use by the Subscriber only. The Subscriber shall use the contents of the Report merely as an aid to its business. Mira Inform Private Limited ("MIPL") has collated information/data in the Report, which have not been verified unless otherwise specifically mentioned in the Report. The Subscriber shall independently verify the accuracy and correctness of the information/data before in any way acting upon the same. MIPL shall not be liable for any harm, injury, loss or damage caused to the Subscriber due to default by the Subscriber's debtors/beneficiaries in fulfilling their obligations of any nature whatsoever. This Report or any of its portion shall not be used as a documentary evidence or otherwise before any investigative agencies or forum of law. This Report is confidential and proprietary to MIPL. The Subscriber and/or any other person(s) may not reproduce, publish or disclose any of the contents of the Report to others without the express authorization of MIPL. This Report is prepared and issued to the Subscriber without any risk, responsibility or liability on the part of MIPL or its officials.

	Total	0.496	28.589
--	--------------	--------------	---------------

Auditors :	
Name :	Mukund M. Chitale and Company. Chartered Accountants
Address :	2 nd Floor, Kapur House, Paranjape B Scheme Road No. 1, Vile Parle (East), Mumbai, Maharashtra, India
Income-tax PAN of auditor or auditor's firm :	AAAFM2030L
Memberships :	Not Available
Collaborators :	Not Available
Enterprises/Entity owned or significantly influenced by key management personnel or their relatives::	Indira Holdings Private Limited
Associate Company:	TWD Sun Acoustic Private Limited
Subsidiary Company:	<ul style="list-style-type: none"> • Trw Sun Steering Wheels Private Limited [U74899DL1994PTC061253] • Sun Alphatec Moulds (India) Private Limited [U93000DL2007PTC164662] • Sun Injecto Plast Private Limited [U74899DL1996PTC079641] • Qingdao Tian Wan Co. Limited • Sun Vacuum Formers India Private Limited [U25206DL2017PTC312700]
Joint Venture:	<ul style="list-style-type: none"> • TS Tech Sun India Private Limited [U45202DL1996PTC083402] • TS Tech Sun Rajasthan Private Limited [U34300DL2008PTC181194] • Twd Sun Acoustic Private Limited [U74140DL2015PTC280887]

CAPITAL STRUCTURE

AS ON: 31.03.2018

Authorised Capital :

No. of Shares	Type	Value	Amount
5000000	Equity Shares	INR 10/- each	INR 50.000 Million

Issued, Subscribed & Paid-up Capital :

No. of Shares	Type	Value	Amount
3393900	Equity Shares	INR 10/- each	INR 33.939 Million

FINANCIAL DATA
[all figures are in INR Million]

ABRIDGED BALANCE SHEET [STANDALONE]

SOURCES OF FUNDS	31.03.2018	31.03.2017	31.03.2016
I. EQUITY AND LIABILITIES			
(1) Shareholders' Funds			
(a) Share Capital	33.939	33.939	33.939
(b) Reserves & Surplus	1785.276	1187.377	989.933
(c) Money received against share warrants	0.000	0.000	0.000
(2) Share Application money pending allotment	0.000	0.000	0.000
Total Shareholders' Funds (1) + (2)	1819.215	1221.316	1023.872
(3) Non-Current Liabilities			
(a) Long-term borrowings	0.000	0.000	0.000
(b) Deferred tax liabilities (Net)	14.502	16.850	13.165
(c) Other long term liabilities	0.120	0.120	0.120
(d) long-term provisions	0.000	0.000	0.000
Total Non-current Liabilities (3)	14.622	16.970	13.285
(4) Current Liabilities			
(a) Short term borrowings	0.496	28.589	16.054
(b) Trade payables	184.894	137.806	150.310
(c) Other current liabilities	100.073	77.972	51.663
(d) Short-term provisions	4.094	5.520	10.287
Total Current Liabilities (4)	289.557	249.887	228.314
TOTAL	2123.394	1488.173	1265.471
II. ASSETS			
(1) Non-current assets			
(a) Fixed Assets			
(i) Tangible assets	549.102	589.575	566.724
(ii) Intangible Assets	0.917	0.461	0.354
(iii) Capital work-in-progress	0.000	0.000	0.000
(iv) Intangible assets under development	0.000	0.000	0.000
(b) Non-current Investments	104.280	132.757	75.277
(c) Deferred tax assets (net)	0.000	0.000	0.000
(d) Long-term Loan and Advances	151.039	19.276	4.290
(e) Other Non-current assets	0.000	0.000	0.000
Total Non-Current Assets	805.338	742.069	646.645

DISCLAIMER : This Report is **PRIVATE & CONFIDENTIAL** and it is prepared at the request of and for its use by the Subscriber only. The Subscriber shall use the contents of the Report merely as an aid to its business. Mira Inform Private Limited ("MIPL") has collated information/data in the Report, which have not been verified unless otherwise specifically mentioned in the Report. The Subscriber shall independently verify the accuracy and correctness of the information/data before in any way acting upon the same. MIPL shall not be liable for any harm, injury, loss or damage caused to the Subscriber due to default by the Subscriber's debtors/beneficiaries in fulfilling their obligations of any nature whatsoever. This Report or any of its portion shall not be used as a documentary evidence or otherwise before any investigative agencies or forum of law. This Report is confidential and proprietary to MIPL. The Subscriber and/or any other person(s) may not reproduce, publish or disclose any of the contents of the Report to others without the express authorization of MIPL. This Report is prepared and issued to the Subscriber without any risk, responsibility or liability on the part of MIPL or its officials.

(2) Current assets			
(a) Current investments	743.429	284.008	183.246
(b) Inventories	76.287	95.406	93.674
(c) Trade receivables	454.107	336.001	309.607
(d) Cash and cash equivalents	9.963	9.351	8.819
(e) Short-term loans and advances	27.020	20.464	23.180
(f) Other current assets	7.250	0.874	0.300
Total Current Assets	1318.056	746.104	618.826
TOTAL	2123.394	1488.173	1265.471

PROFIT & LOSS ACCOUNT

	PARTICULARS	31.03.2018	31.03.2017	31.03.2016
	SALES			
	Revenue from Operations	2883.418	2401.246	2086.849
	Other Income	65.964	43.162	35.008
	TOTAL	2949.382	2444.408	2121.857
Less	EXPENSES			
	Cost of Materials Consumed	1782.681	1471.128	1238.612
	Purchases of Stock-in-Trade	63.717	64.743	73.596
	Changes in inventories of finished goods, work-in-progress and Stock-in-Trade	23.514	(2.074)	(17.917)
	Employees benefits expense	138.782	121.557	102.306
	CSR expenditure	3.000	0.000	1.000
	Extraordinary items	(420.102)	0.000	0.000
	Other expenses	465.177	426.745	353.067
	TOTAL	2056.769	2082.099	1750.664
	PROFIT BEFORE INTEREST, TAX, DEPRECIATION AND AMORTISATION	892.613	362.309	371.193
Less	FINANCIAL EXPENSES	2.092	2.609	3.546
	PROFIT BEFORE TAX, DEPRECIATION AND AMORTISATION	890.521	359.700	367.647
Less/ Add	DEPRECIATION/ AMORTISATION	70.555	72.338	63.543
	PROFIT BEFORE TAX	819.966	287.362	304.104
Less	TAX	215.015	89.918	98.581

DISCLAIMER : This Report is **PRIVATE & CONFIDENTIAL** and it is prepared at the request of and for its use by the Subscriber only. The Subscriber shall use the contents of the Report merely as an aid to its business. Mira Inform Private Limited ("MIPL") has collated information/data in the Report, which have not been verified unless otherwise specifically mentioned in the Report. The Subscriber shall independently verify the accuracy and correctness of the information/data before in any way acting upon the same. MIPL shall not be liable for any harm, injury, loss or damage caused to the Subscriber due to default by the Subscriber's debtors/beneficiaries in fulfilling their obligations of any nature whatsoever. This Report or any of its portion shall not be used as a documentary evidence or otherwise before any investigative agencies or forum of law. This Report is confidential and proprietary to MIPL. The Subscriber and/or any other person(s) may not reproduce, publish or disclose any of the contents of the Report to others without the express authorization of MIPL. This Report is prepared and issued to the Subscriber without any risk, responsibility or liability on the part of MIPL or its officials.

	PROFIT AFTER TAX	604.951	197.444	205.523
	EARNINGS IN FOREIGN CURRENCY			
	F.O.B. Value of Exports	0.000	0.049	0.382
	IMPORTS			
	Raw materials, consumables and stores & spares	46.548	1.292	0.291
	Capital Goods	2.986	1.317	11.788
	TOTAL IMPORTS	49.534	2.609	12.079
	Earnings Per Share (INR)			
	Basic	178.25	58.18	52.90
	Diluted	54.46	58.18	52.90

CURRENT MATURITIES OF LONG TERM DEBT DETAILS

PARTICULARS	31.03.2018	31.03.2017	31.03.2016
Current Maturities of Long term debt	NA	NA	NA
Net cash flows from (used in) operations	(2.848)	317.008	290.847
Net cash flows from (used in) operating activities	160.620	215.958	193.412

KEY RATIOS

EFFICIENCY RATIOS

PARTICULARS	31.03.2018	31.03.2017	31.03.2016
Average Collection Days (Sundry Debtors / Income * 365 Days)	57.48	51.07	54.15
Account Receivables Turnover (Income / Sundry Debtors)	6.35	7.15	6.74
Average Payment Days (Sundry Creditors / Purchases * 365 Days)	36.55	32.75	41.81
Inventory Turnover (Operating Income / Inventories)	11.70	3.80	3.96
Asset Turnover (Operating Income / Net Fixed Assets)	1.62	0.61	0.65

DISCLAIMER : This Report is **PRIVATE & CONFIDENTIAL** and it is prepared at the request of and for its use by the Subscriber only. The Subscriber shall use the contents of the Report merely as an aid to its business. Mira Inform Private Limited ("MIPL") has collated information/data in the Report, which have not been verified unless otherwise specifically mentioned in the Report. The Subscriber shall independently verify the accuracy and correctness of the information/data before in any way acting upon the same. MIPL shall not be liable for any harm, injury, loss or damage caused to the Subscriber due to default by the Subscriber's debtors/beneficiaries in fulfilling their obligations of any nature whatsoever. This Report or any of its portion shall not be used as a documentary evidence or otherwise before any investigative agencies or forum of law. This Report is confidential and proprietary to MIPL. The Subscriber and/or any other person(s) may not reproduce, publish or disclose any of the contents of the Report to others without the express authorization of MIPL. This Report is prepared and issued to the Subscriber without any risk, responsibility or liability on the part of MIPL or its officials.

LEVERAGE RATIOS

PARTICULARS	31.03.2018	31.03.2017	31.03.2016
Debt Ratio <i>((Borrowing + Current Liabilities) / Total Assets)</i>	0.14	0.17	0.18
Debt Equity Ratio <i>(Total Liability / Networth)</i>	0.00	0.02	0.02
Current Liabilities to Networth <i>(Current Liabilities / Net Worth)</i>	0.16	0.20	0.22
Fixed Assets to Networth <i>(Net Fixed Assets / Networth)</i>	0.30	0.48	0.55
Interest Coverage Ratio <i>(PBIT / Financial Charges)</i>	426.68	138.87	104.68

PROFITABILITY RATIOS

PARTICULARS		31.03.2018	31.03.2017	31.03.2016
Net Profit Margin <i>((PAT / Sales) * 100)</i>	%	20.98	8.22	9.85
Return on Total Assets <i>((PAT / Total Assets) * 100)</i>	%	28.49	13.27	16.24
Return on Investment (ROI) <i>((PAT / Networth) * 100)</i>	%	33.25	16.17	20.07

SOLVENCY RATIOS

PARTICULARS	31.03.2018	31.03.2017	31.03.2016
Current Ratio <i>(Current Assets / Current Liabilities)</i>	4.55	2.99	2.71
Quick Ratio <i>((Current Assets – Inventories) / Current Liabilities)</i>	4.29	2.60	2.30
G-Score Ratio Financial <i>(Networth / Total Assets)</i>	0.86	0.82	0.81
G-Score Ratio Debt	0.01	0.84	0.47

DISCLAIMER : This Report is **PRIVATE & CONFIDENTIAL** and it is prepared at the request of and for its use by the Subscriber only. The Subscriber shall use the contents of the Report merely as an aid to its business. Mira Inform Private Limited ("MIPL") has collated information/data in the Report, which have not been verified unless otherwise specifically mentioned in the Report. The Subscriber shall independently verify the accuracy and correctness of the information/data before in any way acting upon the same. MIPL shall not be liable for any harm, injury, loss or damage caused to the Subscriber due to default by the Subscriber's debtors/beneficiaries in fulfilling their obligations of any nature whatsoever. This Report or any of its portion shall not be used as a documentary evidence or otherwise before any investigative agencies or forum of law. This Report is confidential and proprietary to MIPL. The Subscriber and/or any other person(s) may not reproduce, publish or disclose any of the contents of the Report to others without the express authorization of MIPL. This Report is prepared and issued to the Subscriber without any risk, responsibility or liability on the part of MIPL or its officials.

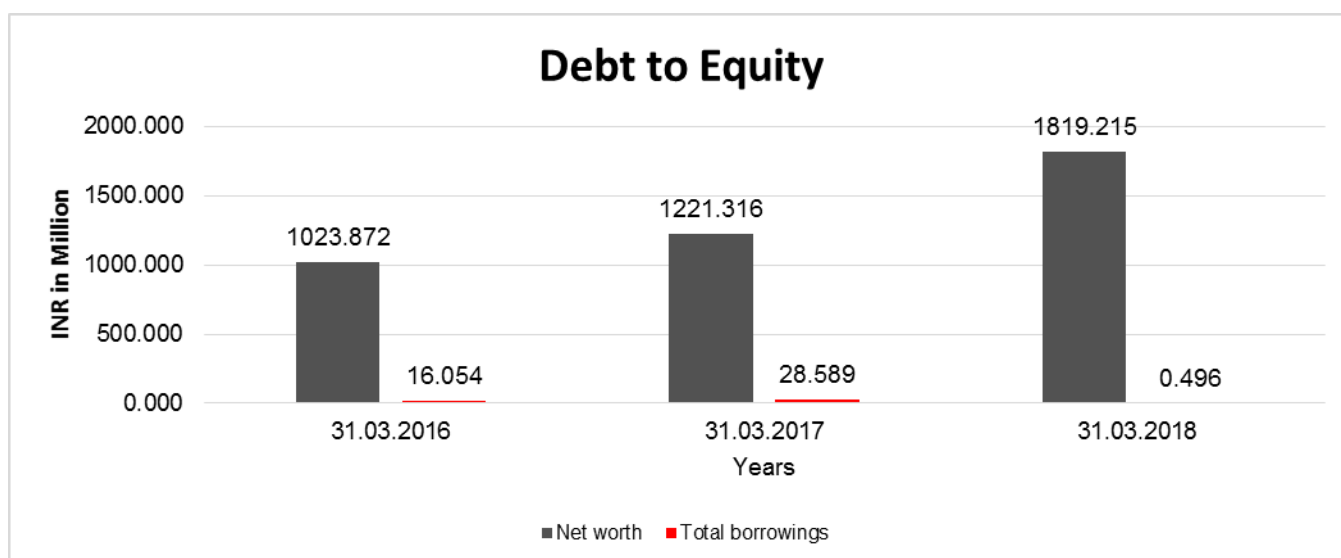
(Debts / Equity Capital)			
G-Score Ratio Liquidity (Total Current Assets / Total Current Liabilities)	4.55	2.99	2.71

Total Liability = Short-term Debt + Long-term Debt + Current Maturities of Long-term debts

FINANCIAL ANALYSIS
[all figures are in INR Million]

DEBT EQUITY RATIO

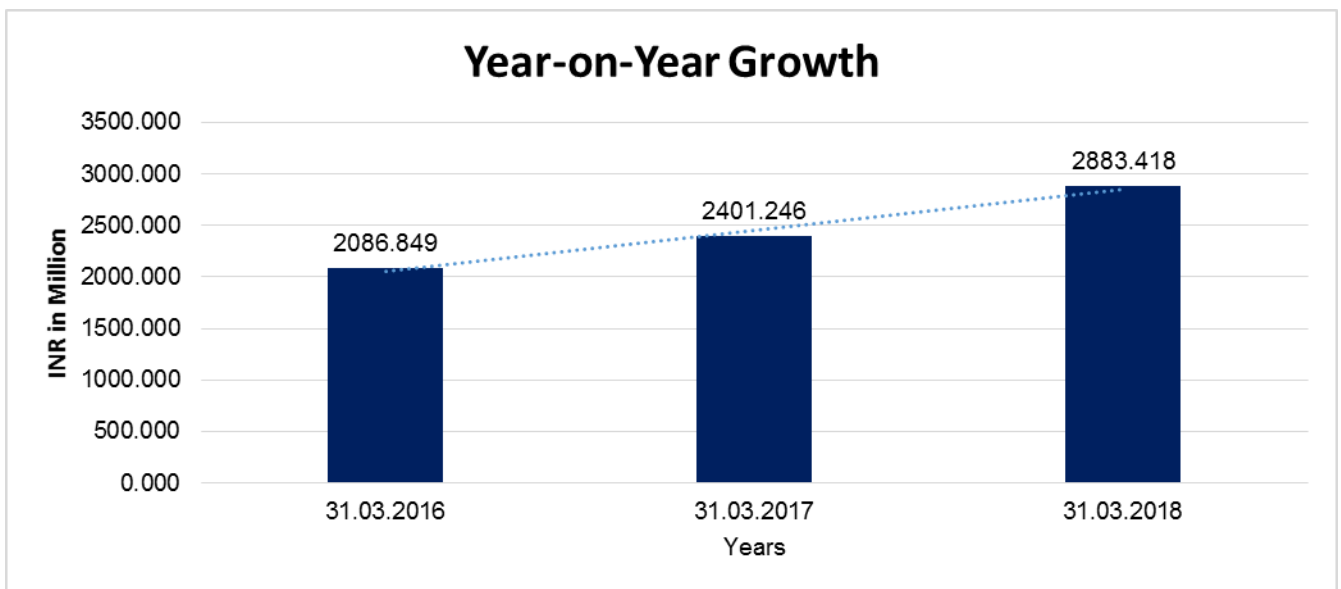
Particular	31.03.2016	31.03.2017	31.03.2018
	INR In Million	INR In Million	INR In Million
Share Capital	33.939	33.939	33.939
Reserves & Surplus	989.933	1187.377	1785.276
Money received against share warrants	0.000	0.000	0.000
Share Application money pending allotment	0.000	0.000	0.000
Net worth	1023.872	1221.316	1819.215
long-term borrowings	0.000	0.000	0.000
Short term borrowings	16.054	28.589	0.496
Total borrowings	16.054	28.589	0.496
Debt/Equity ratio	0.016	0.023	0.000



DISCLAIMER : This Report is **PRIVATE & CONFIDENTIAL** and it is prepared at the request of and for its use by the Subscriber only. The Subscriber shall use the contents of the Report merely as an aid to its business. Mira Inform Private Limited ("MIPL") has collated information/data in the Report, which have not been verified unless otherwise specifically mentioned in the Report. The Subscriber shall independently verify the accuracy and correctness of the information/data before in any way acting upon the same. MIPL shall not be liable for any harm, injury, loss or damage caused to the Subscriber due to default by the Subscriber's debtors/beneficiaries in fulfilling their obligations of any nature whatsoever. This Report or any of its portion shall not be used as a documentary evidence or otherwise before any investigative agencies or forum of law. This Report is confidential and proprietary to MIPL. The Subscriber and/or any other person(s) may not reproduce, publish or disclose any of the contents of the Report to others without the express authorization of MIPL. This Report is prepared and issued to the Subscriber without any risk, responsibility or liability on the part of MIPL or its officials.

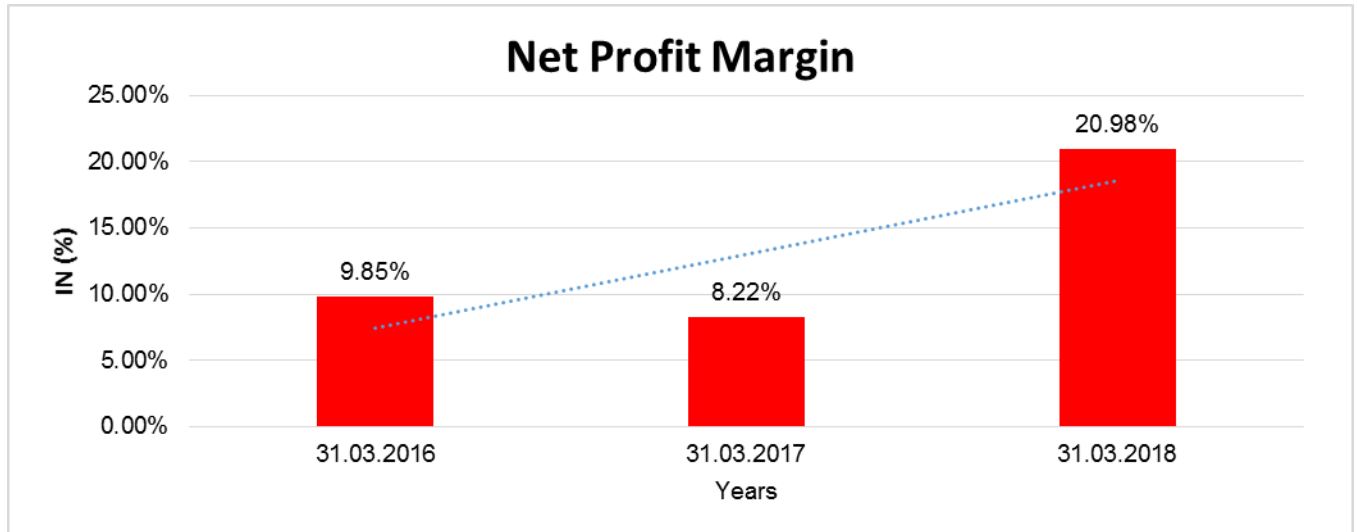
YEAR-ON-YEAR GROWTH

Year on Year Growth	31.03.2016	31.03.2017	31.03.2018
	INR In Million	INR In Million	INR In Million
Sales	2086.849	2401.246	2883.418
		15.066	20.080



NET PROFIT MARGIN

Net Profit Margin	31.03.2016	31.03.2017	31.03.2018
	INR In Million	INR In Million	INR In Million
Sales	2086.849	2401.246	2883.418
Profit	205.523	197.444	604.951
	9.85%	8.22%	20.98%



DISCLAIMER : This Report is **PRIVATE & CONFIDENTIAL** and it is prepared at the request of and for its use by the Subscriber only. The Subscriber shall use the contents of the Report merely as an aid to its business. Mira Inform Private Limited ("MIPL") has collated information/data in the Report, which have not been verified unless otherwise specifically mentioned in the Report. The Subscriber shall independently verify the accuracy and correctness of the information/data before in any way acting upon the same. MIPL shall not be liable for any harm, injury, loss or damage caused to the Subscriber due to default by the Subscriber's debtors/beneficiaries in fulfilling their obligations of any nature whatsoever. This Report or any of its portion shall not be used as a documentary evidence or otherwise before any investigative agencies or forum of law. This Report is confidential and proprietary to MIPL. The Subscriber and/or any other person(s) may not reproduce, publish or disclose any of the contents of the Report to others without the express authorization of MIPL. This Report is prepared and issued to the Subscriber without any risk, responsibility or liability on the part of MIPL or its officials.

ABRIDGED BALANCE SHEET [CONSOLIDATED]

SOURCES OF FUNDS		31.03.2018	31.03.2017
I. EQUITY AND LIABILITIES			
(1) Shareholders' Funds			
(a) Share Capital		33.939	33.939
(b) Reserves & Surplus		2018.026	1787.739
(c) Minority interest		237.709	200.870
(2) Share Application money pending allotment		0.000	0.000
Total Shareholders' Funds (1) + (2)		2289.674	2022.548
(3) Non-Current Liabilities			
(a) Long-term borrowings		13.000	0.000
(b) Deferred tax liabilities (Net)		0.000	0.000
(c) Other long term liabilities		0.000	0.000
(d) long-term provisions		3.316	14.896
Total Non-current Liabilities (3)		16.316	14.896
(4) Current Liabilities			
(a) Short term borrowings		1.477	31.236
(b) Trade payables		431.294	270.278
(c) Other current liabilities		179.583	156.196
(d) Short-term provisions		8.978	11.845
Total Current Liabilities (4)		621.332	469.555
TOTAL		2927.322	2506.999
II. ASSETS			
(1) Non-current assets			
(a) Fixed Assets			
(i) Tangible assets		762.376	732.902
(ii) Intangible Assets		19.814	46.727
(iii) Capital work-in-progress		0.476	25.421
(iv) Intangible assets under development		0.000	0.000
(b) Non-current Investments		2.148	23.648
(c) Deferred tax assets (net)		9.526	25.781
(d) Long-term Loan and Advances		41.833	41.471
(e) Other Non-current assets		0.822	0.013
Total Non-Current Assets		836.995	895.963
(2) Current assets			
(a) Current investments		962.924	466.450
(b) Inventories		246.792	258.657

DISCLAIMER : This Report is **PRIVATE & CONFIDENTIAL** and it is prepared at the request of and for its use by the Subscriber only. The Subscriber shall use the contents of the Report merely as an aid to its business. Mira Inform Private Limited ("MIPL") has collated information/data in the Report, which have not been verified unless otherwise specifically mentioned in the Report. The Subscriber shall independently verify the accuracy and correctness of the information/data before in any way acting upon the same. MIPL shall not be liable for any harm, injury, loss or damage caused to the Subscriber due to default by the Subscriber's debtors/beneficiaries in fulfilling their obligations of any nature whatsoever. This Report or any of its portion shall not be used as a documentary evidence or otherwise before any investigative agencies or forum of law. This Report is confidential and proprietary to MIPL. The Subscriber and/or any other person(s) may not reproduce, publish or disclose any of the contents of the Report to others without the express authorization of MIPL. This Report is prepared and issued to the Subscriber without any risk, responsibility or liability on the part of MIPL or its officials.

(c) Trade receivables		759.624	544.011
(d) Cash and cash equivalents		81.697	278.918
(e) Short-term loans and advances		38.703	60.878
(f) Other current assets		0.587	2.122
Total Current Assets		2090.327	1611.036
TOTAL		2927.322	2506.999

PROFIT & LOSS ACCOUNT

	PARTICULARS	31.03.2018	31.03.2017
	SALES		
	Revenue from Operations	4388.401	3858.514
	Other Income	76.184	62.999
	TOTAL	4464.585	3921.513
Less	EXPENSES		
	Cost of Materials Consumed	2950.840	2432.635
	Changes in inventories of finished goods, work-in-progress and Stock-in-Trade	(10.858)	3.330
	Employees benefits expense	307.567	349.973
	CSR expenditure	4.050	1.000
	Extraordinary items	(86.729)	0.000
	Other expenses	643.596	606.589
	TOTAL	3808.466	3393.527
	PROFIT BEFORE INTEREST, TAX, DEPRECIATION AND AMORTISATION	656.119	527.986
Less	FINANCIAL EXPENSES	6.391	5.068
	PROFIT BEFORE TAX, DEPRECIATION AND AMORTISATION	649.728	522.918
Less/ Add	DEPRECIATION/ AMORTISATION	98.581	127.116
	PROFIT BEFORE TAX	551.147	395.802
Less	TAX	274.955	127.958
	PROFIT OF MINORITY INTEREST	(36.840)	(37.188)
	PROFIT AFTER TAX	239.352	230.656

DISCLAIMER : This Report is **PRIVATE & CONFIDENTIAL** and it is prepared at the request of and for its use by the Subscriber only. The Subscriber shall use the contents of the Report merely as an aid to its business. Mira Inform Private Limited ("MIPL") has collated information/data in the Report, which have not been verified unless otherwise specifically mentioned in the Report. The Subscriber shall independently verify the accuracy and correctness of the information/data before in any way acting upon the same. MIPL shall not be liable for any harm, injury, loss or damage caused to the Subscriber due to default by the Subscriber's debtors/beneficiaries in fulfilling their obligations of any nature whatsoever. This Report or any of its portion shall not be used as a documentary evidence or otherwise before any investigative agencies or forum of law. This Report is confidential and proprietary to MIPL. The Subscriber and/or any other person(s) may not reproduce, publish or disclose any of the contents of the Report to others without the express authorization of MIPL. This Report is prepared and issued to the Subscriber without any risk, responsibility or liability on the part of MIPL or its officials.

	Earnings Per Share (INR)			
		Basic	44.97	67.96
		Diluted	70.52	67.96

LOCAL AGENCY FURTHER INFORMATION

Sr. No.	Check list by info agents	Available in Report (Yes/No)
1	Year of establishment	Yes
2	Constitution of the entity -Incorporation details	Yes
3	Locality of the entity	Yes
4	Premises details	No
5	Buyer visit details	--
6	Contact numbers	Yes
7	Name of the person contacted	No
8	Designation of contact person	No
9	Promoter's background	Yes
10	Date of Birth of Proprietor / Partners / Directors	Yes
11	Pan Card No. of Proprietor / Partners	Yes
12	Voter Id Card No. of Proprietor / Partners	No
13	Type of business	Yes
14	Line of Business	Yes
15	Export/import details (if applicable)	No
16	No. of employees	No
17	Details of sister concerns	Yes
18	Major suppliers	No
19	Major customers	No
20	Banking Details	Yes
21	Banking facility details	Yes
22	Conduct of the banking account	--
23	Financials, if provided	Yes
24	Capital in the business	Yes
25	Last accounts filed at ROC, if applicable	Yes
26	Turnover of firm for last three years	Yes
27	Reasons for variation <> 20%	--
28	Estimation for coming financial year	No
29	Profitability for last three years	Yes
30	Major shareholders, if available	Yes
31	External Agency Rating, if available	No
32	Litigations that the firm/promoter involved in	--
33	Market information	--

DISCLAIMER : This Report is **PRIVATE & CONFIDENTIAL** and it is prepared at the request of and for its use by the Subscriber only. The Subscriber shall use the contents of the Report merely as an aid to its business. Mira Inform Private Limited ("MIPL") has collated information/data in the Report, which have not been verified unless otherwise specifically mentioned in the Report. The Subscriber shall independently verify the accuracy and correctness of the information/data before in any way acting upon the same. MIPL shall not be liable for any harm, injury, loss or damage caused to the Subscriber due to default by the Subscriber's debtors/beneficiaries in fulfilling their obligations of any nature whatsoever. This Report or any of its portion shall not be used as a documentary evidence or otherwise before any investigative agencies or forum of law. This Report is confidential and proprietary to MIPL. The Subscriber and/or any other person(s) may not reproduce, publish or disclose any of the contents of the Report to others without the express authorization of MIPL. This Report is prepared and issued to the Subscriber without any risk, responsibility or liability on the part of MIPL or its officials.

SUN VACUUM FORMERS PRIVATE LIMITED - 537193

PAGE NO. : 20

34	Payments terms	No
35	Negative Reporting by Auditors in the Annual Report	No

INDEX OF CHARGES

SN O	SRN	CHARGE ID	CHARGE HOLDER NAME	DATE OF CREATION	DATE OF MODIFICATION	DATE OF SATISFACTION	AMOUNT	ADDRESS
1	C51178358	10564223	STATE BANK OF INDIA	28/03/2015	-	-	20000000.0	SME BRANCHM G ROADGURGAONHR122002IN
2	B16022642	10294746	STATE BANK OF INDIA	23/06/2011	-	-	79800000.0	PALM COURT,COMMERCIAL BRANCH,GURGAONHR122015IN
3	B37216215	80041436	STATE BANK OF INDIA	02/11/2000	26/03/2012	-	60000000.0	SME BRANCH, VATIKA FIRST INDIA PLACE,M. G. ROAD, GURGAONGURGAONHR122001IN
4	C14687891	10095632	MARUTI SUZUKI INDIA LIMITED	10/10/2007	-	19/07/2014	32600798.0	11 TH FLOOR JEEVAN PRAKASH 25 KASTURBAGANDHI MARGNEW DELHIDL110001IN
5	B57430894	90053076	HSIDC	25/04/1997	-	04/09/2012	15000000.0	SCO NO. 40-41SECTOR-17ACHANDIGARHC HIN
6	B07306475	90052715	STATE BANK OF INDIA	20/01/1995	-	08/03/2011	500000.0	FRIENDS COLONYNEW DELHIDLIN
7	B07305360	90052648	STATE BANK OF INDIA	16/07/1994	07/12/1987	08/03/2011	15500000.0	FRIENDS COLONYNEW DELHIDLIN
8	B07306087	90052153	STATE BANK OF INDIA	07/12/1987	20/01/1995	08/03/2011	1700000.0	FRIENDS COLONYNEW DELHIDLIN
9	B07305824	90052649	STATE BANK	19/07/1994	-	08/03/2011	2000000.0	FRIENDS COLONYNEW

DISCLAIMER : This Report is **PRIVATE & CONFIDENTIAL** and it is prepared at the request of and for its use by the Subscriber only. The Subscriber shall use the contents of the Report merely as an aid to its business. Mira Inform Private Limited ("MIPL") has collated information/data in the Report, which have not been verified unless otherwise specifically mentioned in the Report. The Subscriber shall independently verify the accuracy and correctness of the information/data before in any way acting upon the same. MIPL shall not be liable for any harm, injury, loss or damage caused to the Subscriber due to default by the Subscriber's debtors/beneficiaries in fulfilling their obligations of any nature whatsoever. This Report or any of its portion shall not be used as a documentary evidence or otherwise before any investigative agencies or forum of law. This Report is confidential and proprietary to MIPL. The Subscriber and/or any other person(s) may not reproduce, publish or disclose any of the contents of the Report to others without the express authorization of MIPL. This Report is prepared and issued to the Subscriber without any risk, responsibility or liability on the part of MIPL or its officials.

			OF INDIA					DELHIDLIN
10	A36517 985	800438 93	HARYA NA FINANCI AL CORPO RATION	16/05/1 987	-	26/05/20 00	6000000.0	BAYS NO. 17.18 & 19SECTOR-17A, OPP. LIC BLDG., NEAR JAGAT THEATER, CHANDI GARHCH160009IN

CHANGE OF ADDRESS:

Registered address of the company has been shifted from J-286 Saket, New Delhi - 110017 India to the present address w.e.f.07.02.2014

COMPANY INFORMATION

The Company has its registered office at A-47, Lower Ground Floor, Hauz Khas, New Delhi – 110016 and its subsidiaries are operating in Gurgaon and Manesar. The company has a contact with the outside society and uses the resources of the society, so it must do something in order to provide benefits to the society. The company is engaged in manufacturing and dealing in plastic / rubber / other polymeric material components / assemblies intended for use in automobile / electronics / packaging / consumer industry and the impact of the introduction of any production activity in the near about areas change the traditional lifestyle of the original residents and indigenous communities and also changes the socio-economic profile of the Area. Hence, the primary most beneficiaries of CSR should be those staying within the nearby areas of the project. Poor and needy section of the society living in different parts of the country should be the second beneficiaries.

BUSINESS UPDATE AND STATE OF COMPANY'S AFFAIRS

The Company is engaged in the business of manufacturing and dealing in plastic / rubber / other polymeric material, components / assemblies intended for use in automobile / electronics / packaging / consumer industry. During the current financial year, the Company has earned a total income of INR 2949.381 million and incurred a total expenditure of INR 2549.518 million. The Company's net total income has increased by 20.65 % (approx.) and profit before tax has increased by 185.34 % (approx.), over the previous financial year.

In the years to come the Directors expect more revenue generation from the business of the Company

CONTINGENT LIABILITIES:

Particulars	31.03.2018 (INR In Million)	31.03.2017 (INR In Million)
Excise matters	0.122	0.122
Customs matters	1.050	1.050
Guarantees provided by company's bankers on behalf of the company	37.839	31.016

DISCLAIMER : This Report is **PRIVATE & CONFIDENTIAL** and it is prepared at the request of and for its use by the Subscriber only. The Subscriber shall use the contents of the Report merely as an aid to its business. Mira Inform Private Limited ("MIPL") has collated information/data in the Report, which have not been verified unless otherwise specifically mentioned in the Report. The Subscriber shall independently verify the accuracy and correctness of the information/data before in any way acting upon the same. MIPL shall not be liable for any harm, injury, loss or damage caused to the Subscriber due to default by the Subscriber's debtors/beneficiaries in fulfilling their obligations of any nature whatsoever. This Report or any of its portion shall not be used as a documentary evidence or otherwise before any investigative agencies or forum of law. This Report is confidential and proprietary to MIPL. The Subscriber and/or any other person(s) may not reproduce, publish or disclose any of the contents of the Report to others without the express authorization of MIPL. This Report is prepared and issued to the Subscriber without any risk, responsibility or liability on the part of MIPL or its officials.

FIXED ASSETS:

- Land
- Building
- Furniture and Fixture
- Plant and Machinery
- Vehicle
- Motor Vehicle
- Office Equipment
- Computer Equipment's

CMT REPORT (Corruption, Money Laundering & Terrorism]

The Public Notice information has been collected from various sources including but not limited to: **The Courts, India Prisons Service, Interpol, etc.**

1] INFORMATION ON DESIGNATED PARTY

No records exist designating subject or any of its beneficial owners, controlling shareholders or senior officers as terrorist or terrorist organization or whom notice had been received that all financial transactions involving their assets have been blocked or convicted, found guilty or against whom a judgement or order had been entered in a proceedings for violating money-laundering, anti-corruption or bribery or international economic or anti-terrorism sanction laws or whose assets were seized, blocked, frozen or ordered forfeited for violation of money laundering or international anti-terrorism laws.

2] Court Declaration :

No records exist to suggest that subject is or was the subject of any formal or informal allegations, prosecutions or other official proceeding for making any prohibited payments or other improper payments to government officials for engaging in prohibited transactions or with designated parties.

3] Asset Declaration :

No records exist to suggest that the property or assets of the subject are derived from criminal conduct or a prohibited transaction.

4] Record on Financial Crime :

Charges or conviction registered against subject: **None**

5] Records on Violation of Anti-Corruption Laws :

Charges or investigation registered against subject: **None**

6] Records on Int'l Anti-Money Laundering Laws/Standards :

Charges or investigation registered against subject: **None**

7] Criminal Records

No available information exist that suggest that subject or any of its principals have been formally charged or convicted by a competent governmental authority for any financial crime or under any formal investigation by a competent government authority for any violation of anti-corruption laws or international anti-money laundering laws or standard.

8] Affiliation with Government :

No record exists to suggest that any director or indirect owners, controlling shareholders, director, officer or employee of the company is a government official or a family member or close business associate of a Government official.

9] Compensation Package :

Our market survey revealed that the amount of compensation sought by the subject is fair and reasonable and comparable to compensation paid to others for similar services.

- 10] **Press Report :**
No press reports / filings exists on the subject.

CORPORATE GOVERNANCE

MIRA INFORM as part of its Due Diligence do provide comments on Corporate Governance to identify management and governance. These factors often have been predictive and in some cases have created vulnerabilities to credit deterioration.

Our Governance Assessment focuses principally on the interactions between a company's management, its Board of Directors, Shareholders and other financial stakeholders.

CONTRAVENTION

Subject is not known to have contravened any existing local laws, regulations or policies that prohibit, restrict or otherwise affect the terms and conditions that could be included in the agreement with the subject.

FOREIGN EXCHANGE RATES

Currency	Unit	INR
US Dollar	1	INR 73.42
UK Pound	1	INR 94.26
Euro	1	INR 83.69

INFORMATION DETAILS

Information Gathered by :	GYT
Analysis Done by :	DIV
Report Prepared by :	ARC

SCORE FACTORS

DEMERIT POINTS		
--BANK CHARGES	YES/NO	YES
--LITIGATION	YES/NO	NO
--OTHER ADVERSE INFORMATION	YES/NO	NO
MERIT POINTS		
--SOLE DISTRIBUTORSHIP	YES/NO	NO
--EXPORT ACTIVITIES	YES/NO	NO
--AFFILIATION	YES/NO	YES
--LISTED	YES/NO	NO
--OTHER MERIT FACTORS	YES/NO	YES

RATING EXPLANATIONS

Credit Rating	Explanation	Rating Comments
A++	Minimum Risk	Business dealings permissible with minimum risk of default
A+	Low Risk	Business dealings permissible with low risk of default
A	Acceptable Risk	Business dealings permissible with moderate risk of default
B	Medium Risk	Business dealings permissible on a regular monitoring basis
C	Medium High Risk	Business dealings permissible preferably on secured basis
D	High Risk	Business dealing not recommended or on secured terms only
NB	New Business	No recommendation can be done due to business in infancy stage
NT	No Trace	No recommendation can be done as the business is not traceable

NB is stated where there is insufficient information to facilitate rating. However, it is not to be considered as unfavourable.

This score serves as a reference to assess SC's credit risk and to set the amount of credit to be extended. It is calculated from a composite of weighted scores obtained from each of the major sections of this report. The assessed factors are as follows:

- Financial condition covering various ratios
- Company background and operations size
- Promoters / Management background
- Payment record
- Litigation against the subject
- Industry scenario / competitor analysis
- Supplier / Customer / Banker review (wherever available)

DISCLAIMER : This Report is **PRIVATE & CONFIDENTIAL** and it is prepared at the request of and for its use by the Subscriber only. The Subscriber shall use the contents of the Report merely as an aid to its business. Mira Inform Private Limited ("MIPL") has collated information/data in the Report, which have not been verified unless otherwise specifically mentioned in the Report. The Subscriber shall independently verify the accuracy and correctness of the information/data before in any way acting upon the same. MIPL shall not be liable for any harm, injury, loss or damage caused to the Subscriber due to default by the Subscriber's debtors/beneficiaries in fulfilling their obligations of any nature whatsoever. This Report or any of its portion shall not be used as a documentary evidence or otherwise before any investigative agencies or forum of law. This Report is confidential and proprietary to MIPL. The Subscriber and/or any other person(s) may not reproduce, publish or disclose any of the contents of the Report to others without the express authorization of MIPL. This Report is prepared and issued to the Subscriber without any risk, responsibility or liability on the part of MIPL or its officials.