

## MIRA INFORM REPORT

<b>Report No. :</b>	537818
<b>Report Date :</b>	31.10.2018

### IDENTIFICATION DETAILS

<b>Name :</b>	STAUBLI FAVERGES
<b>Registered Office :</b>	Place Robert Staubli, 74210 Faverges Seythenex
<b>Country :</b>	France
<b>Financials (as on) :</b>	31.12.2017
<b>Date of Incorporation :</b>	04.03.1925
<b>Com. Reg. No.:</b>	325720720
<b>Legal Form :</b>	Limited partnership by shares - SCA
<b>Line of Business :</b>	<ul style="list-style-type: none"> <li>• Manufacture of machinery for textile, apparel and leather production</li> <li>• Engaged in the manufacture and sale of textile machines, clamp collar, robotics automatism and mechanical parts</li> </ul>
<b>No. of Employees :</b>	2417

### RATING & COMMENTS

(Mira Inform has adopted New Rating mechanism w.e.f. 23<sup>rd</sup> January 2017)

**MIRA's Rating :** A+

Credit Rating	Explanation	Rating Comments
A+	Low Risk	Business dealings permissible with low risk of default

<b>Status :</b>	Excellent
<b>Payment Behaviour :</b>	Regular

**DISCLAIMER :** This Report is **PRIVATE & CONFIDENTIAL** and it is prepared at the request of and for its use by the Subscriber only. The Subscriber shall use the contents of the Report merely as an aid to its business. Mira Inform Private Limited ("MIPL") has collated information/data in the Report, which have not been verified unless otherwise specifically mentioned in the Report. The Subscriber shall independently verify the accuracy and correctness of the information/data before in any way acting upon the same. MIPL shall not be liable for any harm, injury, loss or damage caused to the Subscriber due to default by the Subscriber's debtors/beneficiaries in fulfilling their obligations of any nature whatsoever. This Report or any of its portion shall not be used as a documentary evidence or otherwise before any investigative agencies or forum of law. This Report is confidential and proprietary to MIPL. The Subscriber and/or any other person(s) may not reproduce, publish or disclose any of the contents of the Report to others without the express authorization of MIPL. This Report is prepared and issued to the Subscriber without any risk, responsibility or liability on the part of MIPL or its officials.

<b>Litigation :</b>	Clear
---------------------	-------

**NOTES :**

Any query related to this report can be made on e-mail : [infodept@mirainform.com](mailto:infodept@mirainform.com) while quoting report number, name and date.

**ECGC Country Risk Classification List**

<b>Country Name</b>	<b>Previous Rating (30.06.2018)</b>	<b>Current Rating (30.09.2018)</b>
France	A1	A1

<b>Risk Category</b>	<b>ECGC Classification</b>
Insignificant	A1
Low Risk	A2
Moderately Low Risk	B1
Moderate Risk	B2
Moderately High Risk	C1
High Risk	C2
Very High Risk	D

### FRANCE - ECONOMIC OVERVIEW

The French economy is diversified across all sectors. The government has partially or fully privatized many large companies, including Air France, France Telecom, Renault, and Thales. However, the government maintains a strong presence in some sectors, particularly power, public transport, and defense industries. France is the most visited country in the world with 89 million foreign tourists in 2017. France's leaders remain committed to a capitalism in which they maintain social equity by means of laws, tax policies, and social spending that mitigate economic inequality.

France's real GDP grew by 1.9% in 2017, up from 1.2% the year before. The unemployment rate (including overseas territories) increased from 7.8% in 2008 to 10.2% in 2015, before falling to 9.0% in 2017. Youth unemployment in metropolitan France decreased from 24.6% in the fourth quarter of 2014 to 20.6% in the fourth quarter of 2017.

France's public finances have historically been strained by high spending and low growth. In 2017, the budget deficit improved to 2.7% of GDP, bringing it in compliance with the EU-mandated 3% deficit target. Meanwhile, France's public debt rose from 89.5% of GDP in 2012 to 97% in 2017.

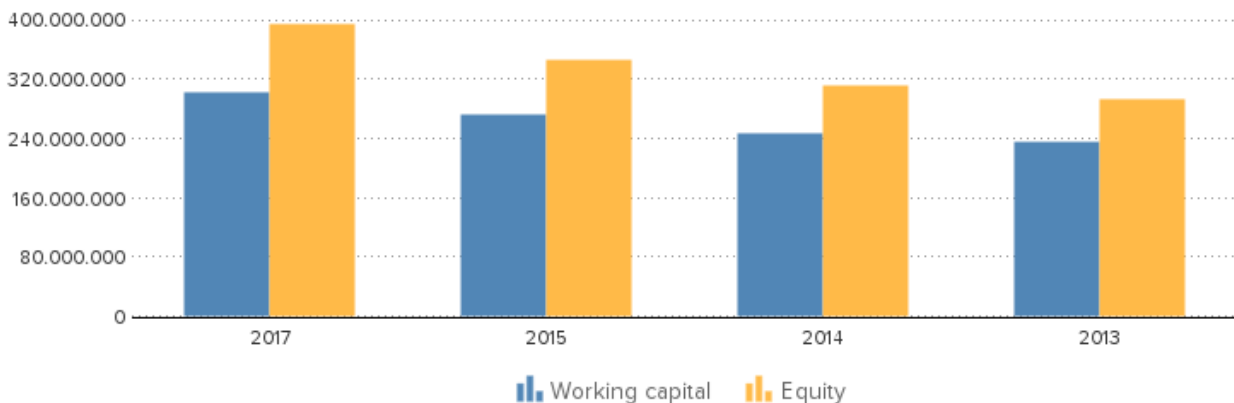
Since entering office in May 2017, President Emmanuel MACRON launched a series of economic reforms to improve competitiveness and boost economic growth. President MACRON campaigned on reforming France's labor code and in late 2017 implemented a range of reforms to increase flexibility in the labor market by making it easier for firms to hire and fire and simplifying negotiations between employers and employees. In addition to labor reforms, President MACRON's 2018 budget cuts public spending, taxes, and social security contributions to spur private investment and increase purchasing power. The government plans to gradually reduce corporate tax rate for businesses from 33.3% to 25% by 2022.

Source : CIA

## SUMMARY

<b>Company name</b>	<b>Staubli Faverges</b>
<b>Operative address</b>	Place Robert Staubli 74210 Faverges Seythenex France
<b>Risk</b>	Low risk
<b>Status</b>	Active
<b>Specification</b>	This company can meet all its obligations.
<b>Legal form</b>	Limited partnership by shares - SCA
<b>Registration number</b>	Company ID number: 325720720
<b>VAT-number</b>	FR80 325720720

Year	2017	Mutation	2015	Mutation	2014
Fixed assets	124.009.000	22,32	101.378.000	12,65	89.996.000
Total receivables	135.635.000	24,87	108.619.000	7,91	100.659.000
Total equity	393.411.000	13,87	345.482.000	10,74	311.988.000
Short term liabilities	219.654.000	19,95	183.124.000	36,43	134.223.000
Net result	62.132.000	40,77	44.136.000	31,36	33.598.000
Working capital	302.922.000	11,35	272.034.000	9,86	247.615.000
Quick ratio	1,58	-1,25	1,60	-11,11	1,80



## CONTACT INFORMATION

<b>Company name</b>	Staubli Faverges
<b>Operative address</b>	Place Robert Staubli 74210 Faverges Seythenex France
<b>Correspondence address</b>	Place Robert Staubli 74210 Faverges Seythenex France

**DISCLAIMER** : This Report is **PRIVATE & CONFIDENTIAL** and it is prepared at the request of and for its use by the Subscriber only. The Subscriber shall use the contents of the Report merely as an aid to its business. Mira Inform Private Limited ("MIPL") has collated information/data in the Report, which have not been verified unless otherwise specifically mentioned in the Report. The Subscriber shall independently verify the accuracy and correctness of the information/data before in any way acting upon the same. MIPL shall not be liable for any harm, injury, loss or damage caused to the Subscriber due to default by the Subscriber's debtors/beneficiaries in fulfilling their obligations of any nature whatsoever. This Report or any of its portion shall not be used as a documentary evidence or otherwise before any investigative agencies or forum of law. This Report is confidential and proprietary to MIPL. The Subscriber and/or any other person(s) may not reproduce, publish or disclose any of the contents of the Report to others without the express authorization of MIPL. This Report is prepared and issued to the Subscriber without any risk, responsibility or liability on the part of MIPL or its officials.

Telephone number +33 4 50 65 60 60  
Fax number +33 4 50 65 60 70  
Email address [secdg.faverges@staubli.com](mailto:secdg.faverges@staubli.com)  
Website [www.staubli.com](http://www.staubli.com)

## **REGISTRATION**

Registration number Company ID number: 325720720  
VAT-number FR80 325720720  
Status Active  
Establishment date 1925-03-04  
Legal form Limited partnership by shares - SCA  
Subscribed share capital EUR 7.718.000

## **ACTIVITIES**

NACE 2894: Manufacture of machinery for textile, apparel and leather production  
Goal Engaged in the manufacture and sale of textile machines, clamp collar, robotics automatism and mechanical parts

## **RELATIONS**

**Shareholders**

ULTIMATE GLOBAL SHAREHOLDER  
Name: STÄUBLI HOLDING AG  
National id number: CH-130.0.005.890-3  
Address: Poststrasse 5  
City: PFÄFFIKON SZ  
Country: CH  
Phone: +41 55 4160040  
Fax: +41 55 4160055  
Website: [www.staubli.com](http://www.staubli.com)  
Type: Corporate

ULTIMATE DOMESTIC SHAREHOLDER  
Name: STAUBLI HOLDING FRANCE  
National id number: 402630263-00034  
Address: 7 RUE DU PRE CLOSET ANNECY LE VIEUX  
City: ANNECY  
Country: FR  
Type: Corporate

Share direct: 51.00%  
Turnover: 0.54198302 mil. EUR  
Total assets: 1.68431645 mil. EUR  
Profit loss before tax: 0.25634379 mil. EUR  
Profit loss after tax net income: 0.1175903 mil. EUR  
Shareholders funds: 1.33262701 mil. EUR

**SHAREHOLDERS**

Name: STAUBLI HOLDING FRANCE  
National id number: 402630263-00034  
Address: 7 RUE DU PRE CLOSET ANNECY LE VIEUX  
City: ANNECY  
Country: FR  
Type: Corporate  
Share direct: 51.00%  
Turnover: 0.54198302 mil. EUR  
Total assets: 1.68431645 mil. EUR  
Profit loss before tax: 0.25634379 mil. EUR  
Profit loss after tax net income: 0.1175903 mil. EUR  
Shareholders funds: 1.33262701 mil. EUR

**Structure**

**SUBSIDIARIES**

Name: PREVOST  
National id number: 313195026-00072  
Address: 15 RUE DU PRE FAUCON  
City: ANNECY  
Country: FR  
Type: Corporate  
Phone: +33 4 50 64 04 45  
Fax: +33 4 50 64 00 10  
Website: [www.raccordsprevost.fr](http://www.raccordsprevost.fr)  
Share direct: 100.00%  
Turnover: 33.34446278 mil. EUR  
Total assets: 21.61261503 mil. EUR  
Profit loss before tax: 1.09254104 mil. EUR  
Profit loss after tax net income: 0.49548421 mil. EUR  
Shareholders funds: 12.32110502 mil. EUR

Name: PREVOST SAS  
Address: Prevost Sas, 15 Rue Du Pre Faucon  
City: ANNECY LE VIEUX  
Country: FR  
Type: Corporate  
Share direct: 100.00%

Name: STAUBLI (HANGZHOU) MECHATRONIC CO LTD  
Country: CN  
Type: Corporate  
Share direct: 100.00%

Name: STAUBLI (HANGZHOU) MECHATRONIC CO., LTD.  
National id number: 330100400008088  
Address: No. 123, Weiken Street, Baiyang Sub-district  
City: HANGZHOU  
Country: CN  
Type: Corporate  
Phone: +86 0571912161  
Fax: +86 0571912162  
Website: [www.staubli.com.cn](http://www.staubli.com.cn)  
Share direct: 100.00%  
Turnover: 134.76642718 mil. EUR  
Total assets: 0 mil. EUR

Name: STAUBLI - LODZ SP. Z O.O.  
National id number: 0000204706  
Address: Okolna 80/82  
City: LAGIEWNIKI NOWE  
Country: PL  
Type: Corporate  
Phone: +48 42 6368504  
Fax: +48 42 6371391  
Website: [www.staubli.com](http://www.staubli.com)  
Share direct: 100.00%  
Total assets: 1.82786821 mil. EUR  
Shareholders funds: 1.15419222 mil. EUR

Name: STAUBLI BENELUX  
National id number: 0467.909.489  
Address: Meensesteenweg 407  
City: BISSEGEM  
Country: BE  
Type: Corporate  
Phone: +32 56 36 40 00  
Fax: +32 56 36 40 10  
Website: [www.staubli.com](http://www.staubli.com)  
Share direct: 100.00%  
Turnover: 9.05528547 mil. EUR  
Total assets: 2.91003189 mil. EUR  
Profit loss before tax: 0.39691334 mil. EUR  
Profit loss after tax net income: 0.3940967 mil. EUR  
Shareholders funds: 1.67910841 mil. EUR  
Number of employees: 19

Name: STAUBLI LODZ SP.Z O.O.  
City: LODZ  
Country: PL  
Type: Corporate  
Share direct: 100.00%

Name: STAUBLI PORTUGAL  
Country: PT  
Type: Corporate  
Share direct: 100.00%

Name: STAUBLI PORTUGAL, REPRESENTAÇÕES, LDA  
National id number: 502777117  
Address: VIA CENTRAL DE MILHEIROS, 171A  
City: MAIA  
Country: PT  
Type: Corporate  
Phone: +351 229783950  
Fax: +351 229783958  
Website: [www.staubli.com](http://www.staubli.com)  
Share direct: 99.88%  
Turnover: 1.48419964 mil. EUR  
Total assets: 1.10064243 mil. EUR  
Profit loss before tax: 0.4451615 mil. EUR  
Profit loss after tax net income: 0.33443187 mil. EUR  
Shareholders funds: 0.92020795 mil. EUR  
Number of employees: 10

Name: STAUBLI LYON  
National id number: 328103981-00028  
Address: 31 RUE DES FRERES LUMIERE  
City: CHASSIEU  
Country: FR  
Type: Corporate  
Phone: +33 4 72 47 39 39  
Fax: +33 4 78 90 28 36  
Website: [www.w.staubli.f](http://www.w.staubli.f)  
Share direct: 99.00%  
Turnover: 191.88700222 mil. EUR  
Total assets: 80.65541096 mil. EUR  
Profit loss before tax: 5.09842006 mil. EUR  
Profit loss after tax net income: 3.71613323 mil. EUR  
Shareholders funds: 55.02209159 mil. EUR

Name: STAUBLI RACCORD FRANCE  
National id number: 321525560-00033  
Address: PARC D ACTIVITE DU MOULIN  
City: MASSY  
Country: FR  
Type: Corporate  
Phone: +33 1 69 93 25 00  
Fax: +33 1 69 93 25 10  
Website: [www.staubli.com](http://www.staubli.com)  
Share direct: 99.00%

Turnover: 39.43134896 mil. EUR  
Total assets: 15.57575806 mil. EUR  
Profit loss before tax: 2.36146169 mil. EUR  
Profit loss after tax net income: 0.83367911 mil. EUR  
Shareholders funds: 3.41187897 mil. EUR  
Number of employees: 69

**Branches**

Name: STAUBLI FAVERGES  
National id number: 0885.797.268  
Address: PLACE ROBERT STAUBLI 70  
Country: BE

**BANK DETAILS**

**Accounts**

NATIXIS

**MANAGEMENT**

**Management**

Fullname: Mr Yves Anthony Staubli  
Type: Individual  
Gender: Male  
date of birth: 1973/12/22  
Age: 44  
Country: Switzerland  
Number of involvements: 12  
Function: Chairman of the Supervisory Board  
Level of responsibility: President / Chairman  
Appointment date: 2014/08/21

Fullname: Ms Caroline De Guignard De Germond Prevost De  
Sansac De La Vauzelle  
Type: Individual  
Gender: Female  
date of birth: 1964/01/15  
Age: 54  
Country: Switzerland  
Number of involvements: 9  
Function: Member of the Supervisory Board  
Level of responsibility: Member  
Appointment date: 2014/08/21

Fullname: STAUBLI HOLDING FRANCE  
Type: Company  
Number of involvements: 1

Function: Business Manager  
Level of responsibility: Unspecified executive

Fullname: Mr Hubert Systemans  
Type: Individual  
Gender: Male  
date of birth: 1964/11/10  
Age: 53  
Number of involvements: 2  
Function: Treasurer  
Level of responsibility: Treasurer

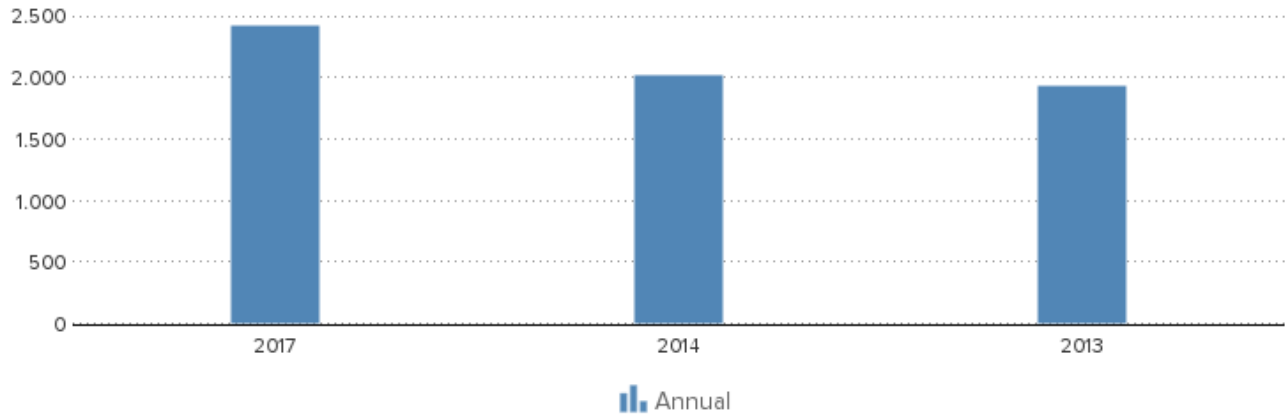
Fullname: Mr Jean-Jacques Lacroix  
Type: Individual  
Gender: Male  
date of birth: 1958/04/05  
Age: 60  
Number of involvements: 1  
Function: Chief Personnel Officer  
Level of responsibility: Human Resource Chief Officer; Human Resource executive

Fullname: Mr Jean-Marc Dalmasso  
Type: Individual  
Gender: Male  
Number of involvements: 1  
Function: Chief Industrial Officer  
Level of responsibility: R&D / Engineering Chief Officer; R&D / Engineering executive

Fullname: Mr Jean-Marc Dalmasso  
Type: Individual  
Gender: Male  
Number of involvements: 1  
Function: Chief Purchasing Officer  
Level of responsibility: Chief Purchasing Officer; Purchasing executive

## **EMPLOYEES**

Year	2017	2014	2013
Annual	2417	2019	1937



## FINANCIAL ANALYSIS

Trend	Can not be evaluated due to the lack of sufficient financial data
Profitability	More than sufficient
Solvability	More than sufficient
Liquidity	Sufficient
Show amount in	Euro

## KEY FIGURES

Year	2017	2015	2014	2013
Quick ratio	1,58	1,60	1,80	1,65
Current ratio	2,38	2,49	2,84	2,67
Working capital/ balance total	0,47	0,49	0,52	0,51
Equity / balance total	0,61	0,62	0,66	0,64
Equity / Fixed assets	3,17	3,41	3,47	3,47
Working capital	302.922.000	272.034.000	247.615.000	235.855.000
Equity	393.411.000	345.482.000	311.988.000	293.162.000
Mutation equity		10,74	6,42	7,58
Mutation short term liabilities		36,43	-4,83	18,57
Return on total assets (ROA)	16,27	15,75	10,59	12,89
Return on equity (ROE)	26,75	25,38	16,01	20,29
Gross profit margin	12,88	13,10	8,56	9,99
Net profit margin	7,65	6,65	5,92	5,27
Average collection ratio	3,70	3,62	4,23	4,11
Average payment ratio	5,98	6,11	5,64	5,65
Equity turnover ratio	2,06	1,92	1,82	1,98
Total assets turnover ratio	1,26	1,19	1,20	1,26
Fixed assets turnover ratio	6,55	6,54	6,30	6,85

**DISCLAIMER** : This Report is **PRIVATE & CONFIDENTIAL** and it is prepared at the request of and for its use by the Subscriber only. The Subscriber shall use the contents of the Report merely as an aid to its business. Mira Inform Private Limited ("MIPL") has collated information/data in the Report, which have not been verified unless otherwise specifically mentioned in the Report. The Subscriber shall independently verify the accuracy and correctness of the information/data before in any way acting upon the same. MIPL shall not be liable for any harm, injury, loss or damage caused to the Subscriber due to default by the Subscriber's debtors/beneficiaries in fulfilling their obligations of any nature whatsoever. This Report or any of its portion shall not be used as a documentary evidence or otherwise before any investigative agencies or forum of law. This Report is confidential and proprietary to MIPL. The Subscriber and/or any other person(s) may not reproduce, publish or disclose any of the contents of the Report to others without the express authorization of MIPL. This Report is prepared and issued to the Subscriber without any risk, responsibility or liability on the part of MIPL or its officials.

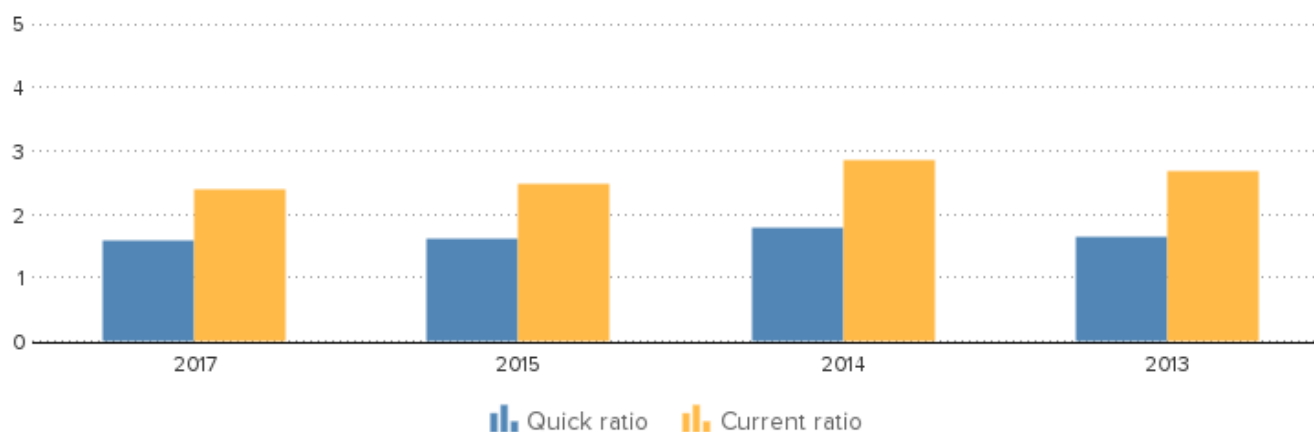
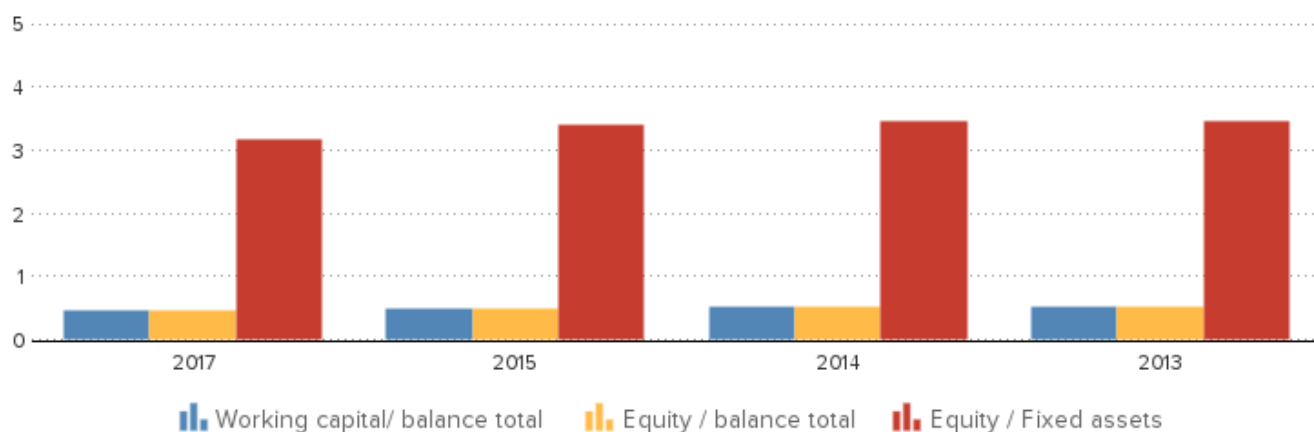
Inventory conversion ratio	4,63	4,09	4,06	4,01
Turnover	811.674.000	663.404.000	567.335.000	579.486.000
Operating result	104.539.000	86.875.000	48.544.000	57.912.000
Net result after taxes	62.132.000	44.136.000	33.598.000	30.517.000
Cashflow	82.795.000	61.740.000	50.320.000	46.336.000
Gross profit	234.826.000	203.071.000	168.060.000	164.193.000
EBITDA	125.202.000	104.479.000	65.266.000	73.731.000

### Summary

The 2017 financial result structure is a positive working capital of 302.922.000 euro, which is in agreement with 47 % of the total assets of the company.

The current ratio of the company in 2017 was 2.38. A company with a current ratio between 1.5 and 3.0 generally indicates good short-term financial strength.

The quick ratio in 2017 of the company was 1.58. A company with a Quick Ratio of more than 1 can currently pay back its current liabilities.



**DISCLAIMER** : This Report is **PRIVATE & CONFIDENTIAL** and it is prepared at the request of and for its use by the Subscriber only. The Subscriber shall use the contents of the Report merely as an aid to its business. Mira Inform Private Limited ("MIPL") has collated information/data in the Report, which have not been verified unless otherwise specifically mentioned in the Report. The Subscriber shall independently verify the accuracy and correctness of the information/data before in any way acting upon the same. MIPL shall not be liable for any harm, injury, loss or damage caused to the Subscriber due to default by the Subscriber's debtors/beneficiaries in fulfilling their obligations of any nature whatsoever. This Report or any of its portion shall not be used as a documentary evidence or otherwise before any investigative agencies or forum of law. This Report is confidential and proprietary to MIPL. The Subscriber and/or any other person(s) may not reproduce, publish or disclose any of the contents of the Report to others without the express authorization of MIPL. This Report is prepared and issued to the Subscriber without any risk, responsibility or liability on the part of MIPL or its officials.

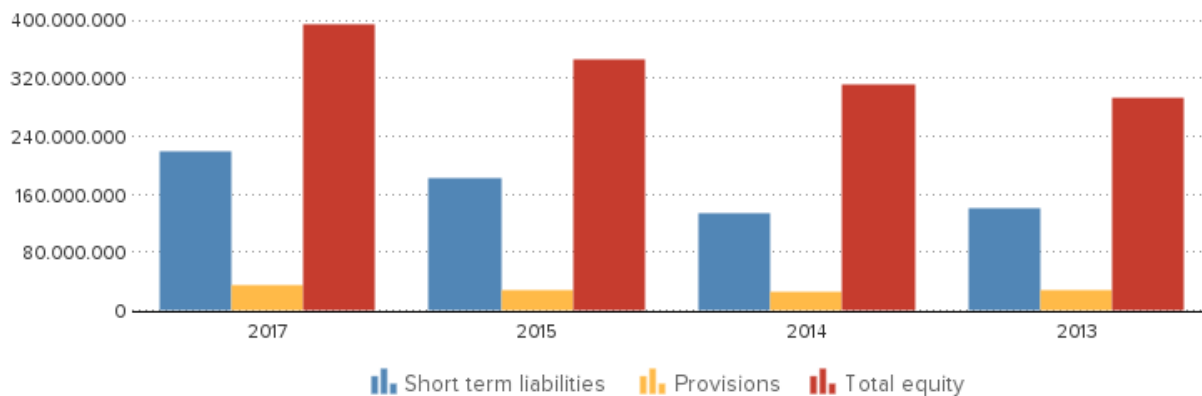
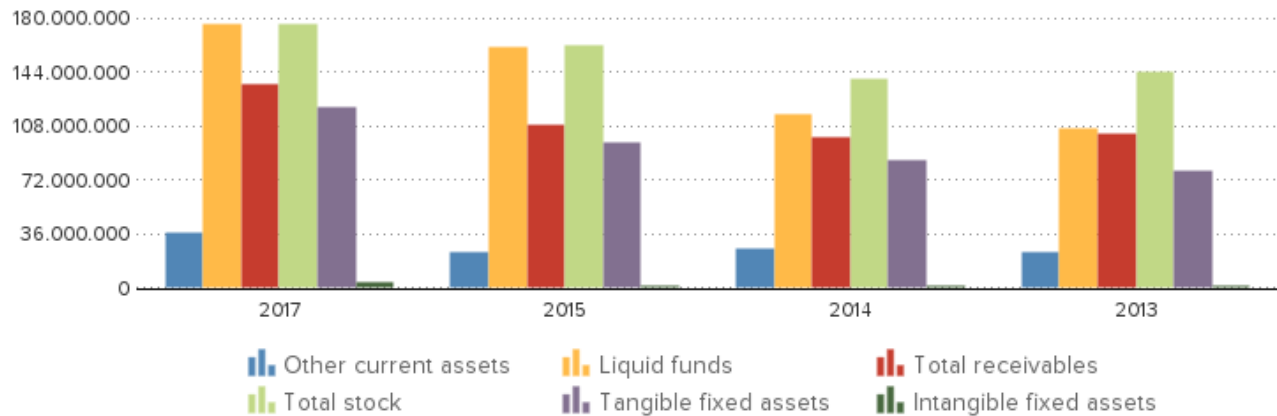
## **FINANCIAL STATEMENT**

<b>Auditor</b>	Name: DM AUDIT
<b>Last annual account</b>	Name: KPMG S.A
<b>Remark annual account</b>	2017
<b>Type of annual account</b>	The company is obliged to file its financial statements.
<b>Annual account</b>	Consolidated
	<b>Staubli Faverges</b>
	Place Robert Staubli
	74210 Faverges Seythenex
	France

## **BALANCE**

Year	2017	2015	2014	2013
End date	2017-12-31	2015-12-31	2014-12-31	2013-12-31
Type of annual account	Consol.	Consol.	Consol.	Consol.
Intangible fixed assets	3.454.000	1.658.000	1.023.000	999.000
Tangible fixed assets	120.206.000	96.814.000	84.668.000	78.103.000
Other fixed assets	349.000	2.906.000	4.305.000	5.473.000
Fixed assets	124.009.000	101.378.000	89.996.000	84.575.000
Total stock	175.346.000	162.025.000	139.593.000	144.397.000
Total receivables	135.635.000	108.619.000	100.659.000	102.597.000
Liquid funds	175.355.000	161.091.000	115.088.000	106.394.000
Other current assets	36.240.000	23.423.000	26.498.000	23.503.000
Current assets	522.576.000	455.158.000	381.838.000	376.891.000
Total assets	646.585.000	556.536.000	471.834.000	461.466.000
Total equity	393.411.000	345.482.000	311.988.000	293.162.000
Provisions	33.520.000	27.930.000	25.623.000	27.268.000
Accounts payable	101.358.000	75.190.000	68.432.000	64.438.000
Liabilities towards credit institutes	2.860.000	7.347.000	3.977.000	4.270.000
Other short term liabilities	115.436.000	100.587.000	61.814.000	72.328.000
Short term liabilities	219.654.000	183.124.000	134.223.000	141.036.000
Total liabilities	646.585.000	556.536.000	471.834.000	461.466.000

**Summary** In 2017 the assets of the company were 19.18 % composed of fixed assets and 80.82 % by current assets. The assets are being financed by an equity of 60.84 %, and total debt of 39.16 %.



## **PROFIT AND LOSS**

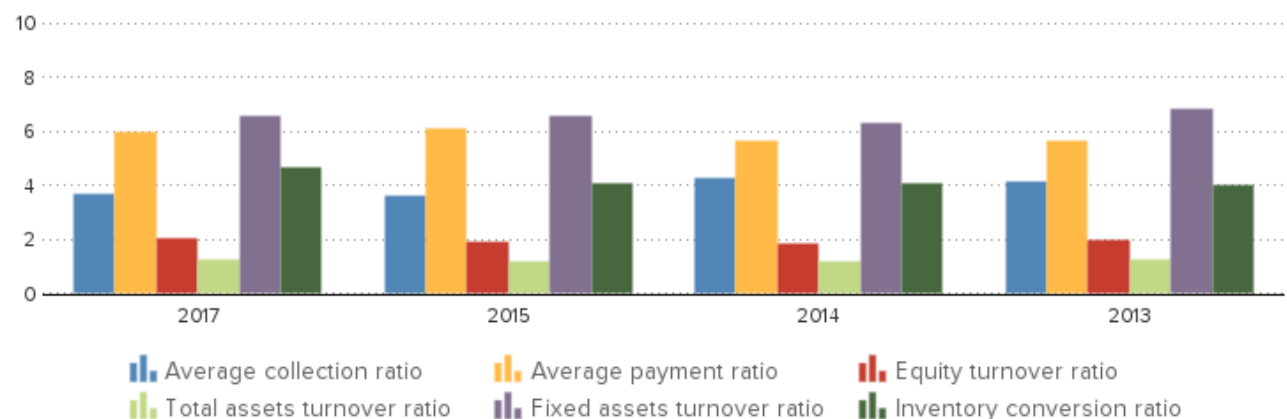
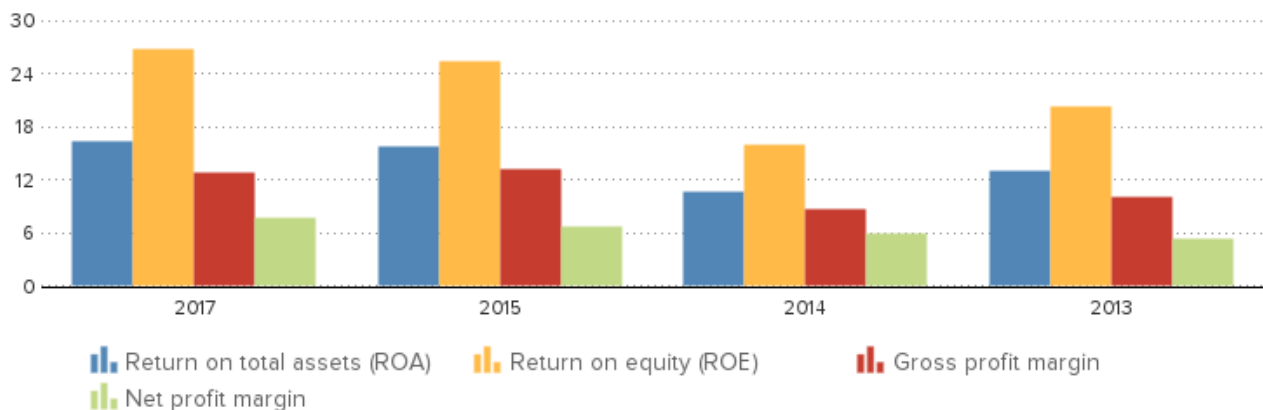
Year	2017	2015	2014	2013
Revenues	803.088.000	658.808.000	562.121.000	575.577.000
<b>Net turnover</b>	<b>811.674.000</b>	<b>663.404.000</b>	<b>567.335.000</b>	<b>579.486.000</b>
Wages and salaries	137.860.000	123.112.000	113.553.000	108.491.000
Amorization and depreciation	20.663.000	17.604.000	16.722.000	15.819.000
Production costs	397.037.000	311.544.000	276.085.000	286.395.000
<b>Operating result</b>	<b>104.539.000</b>	<b>86.875.000</b>	<b>48.544.000</b>	<b>57.912.000</b>
Financial income	1.210.000	1.895.000	1.806.000	1.517.000
Financial expenses	522.000	1.089.000	401.000	-40.000
Financial result	688.000	806.000	1.405.000	1.557.000
<b>Result on ordinary operations before taxes</b>	<b>105.227.000</b>	<b>87.681.000</b>	<b>49.949.000</b>	<b>59.469.000</b>
Taxation on the result of ordinary activities	13.649.000	17.130.000	3.786.000	9.406.000

**DISCLAIMER** : This Report is **PRIVATE & CONFIDENTIAL** and it is prepared at the request of and for its use by the Subscriber only. The Subscriber shall use the contents of the Report merely as an aid to its business. Mira Inform Private Limited ("MIPL") has collated information/data in the Report, which have not been verified unless otherwise specifically mentioned in the Report. The Subscriber shall independently verify the accuracy and correctness of the information/data before in any way acting upon the same. MIPL shall not be liable for any harm, injury, loss or damage caused to the Subscriber due to default by the Subscriber's debtors/beneficiaries in fulfilling their obligations of any nature whatsoever. This Report or any of its portion shall not be used as a documentary evidence or otherwise before any investigative agencies or forum of law. This Report is confidential and proprietary to MIPL. The Subscriber and/or any other person(s) may not reproduce, publish or disclose any of the contents of the Report to others without the express authorization of MIPL. This Report is prepared and issued to the Subscriber without any risk, responsibility or liability on the part of MIPL or its officials.

<b>Result of ordinary activities after taxes</b>	<b>91.578.000</b>	<b>70.551.000</b>	<b>46.163.000</b>	<b>50.063.000</b>
Extraordinary expense	29.446.000	26.415.000	12.565.000	19.546.000
Extraordinary result before taxation	-29.446.000	-26.415.000	-12.565.000	-19.546.000
<b>Net result</b>	<b>62.132.000</b>	<b>44.136.000</b>	<b>33.598.000</b>	<b>30.517.000</b>

**Summary**

The company's Financial Profitability has been neutrally affected by the financial activities in comparison to the EBITs behaviour. The result of these variations is the unchanged profitability of the analysed period, remaining unchanged at 26.75 in the year 2017.



**COUNTRY INFORMATION**

<b>Population</b>	64.6 million
<b>GDP per capita</b>	38.178 USD
<b>Country risk</b>	Low
<b>Company risk</b>	Very Low

**DISCLAIMER :** This Report is **PRIVATE & CONFIDENTIAL** and it is prepared at the request of and for its use by the Subscriber only. The Subscriber shall use the contents of the Report merely as an aid to its business. Mira Inform Private Limited ("MIPL") has collated information/data in the Report, which have not been verified unless otherwise specifically mentioned in the Report. The Subscriber shall independently verify the accuracy and correctness of the information/data before in any way acting upon the same. MIPL shall not be liable for any harm, injury, loss or damage caused to the Subscriber due to default by the Subscriber's debtors/beneficiaries in fulfilling their obligations of any nature whatsoever. This Report or any of its portion shall not be used as a documentary evidence or otherwise before any investigative agencies or forum of law. This Report is confidential and proprietary to MIPL. The Subscriber and/or any other person(s) may not reproduce, publish or disclose any of the contents of the Report to others without the express authorization of MIPL. This Report is prepared and issued to the Subscriber without any risk, responsibility or liability on the part of MIPL or its officials.

## **PUBLICATIONS**

### **Remarks**

Status: Active  
Category: Very large company  
Last year: 2017  
Turnover last year: 811.674.000 EUR  
Result last year: 62.132.000 EUR  
TOTAL assets last year: 646.585.000 EUR  
Number of employees: 2417  
Number of shareholders: 1  
Number of subsidiaries: 11  
Number of branches: 1

**FOREIGN EXCHANGE RATES**

Currency	Unit	Indian Rupee
US Dollar	1	INR 73.57
UK Pound	1	INR 94.18
Euro	1	INR 83.71
Euro	1	INR 83.85

**Note** : Above are approximate rates obtained from sources believed to be correct

**INFORMATION DETAILS**

Analysis Done by :	NIY
Report Prepared by :	TRU

**DISCLAIMER** : This Report is **PRIVATE & CONFIDENTIAL** and it is prepared at the request of and for its use by the Subscriber only. The Subscriber shall use the contents of the Report merely as an aid to its business. Mira Inform Private Limited ("MIPL") has collated information/data in the Report, which have not been verified unless otherwise specifically mentioned in the Report. The Subscriber shall independently verify the accuracy and correctness of the information/data before in any way acting upon the same. MIPL shall not be liable for any harm, injury, loss or damage caused to the Subscriber due to default by the Subscriber's debtors/beneficiaries in fulfilling their obligations of any nature whatsoever. This Report or any of its portion shall not be used as a documentary evidence or otherwise before any investigative agencies or forum of law. This Report is confidential and proprietary to MIPL. The Subscriber and/or any other person(s) may not reproduce, publish or disclose any of the contents of the Report to others without the express authorization of MIPL. This Report is prepared and issued to the Subscriber without any risk, responsibility or liability on the part of MIPL or its officials.

**RATING EXPLANATIONS**

Credit Rating	Explanation	Rating Comments
A++	Minimum Risk	Business dealings permissible with minimum risk of default
A+	Low Risk	Business dealings permissible with low risk of default
A	Acceptable Risk	Business dealings permissible with moderate risk of default
B	Medium Risk	Business dealings permissible on a regular monitoring basis
C	Medium High Risk	Business dealings permissible preferably on secured basis
D	High Risk	Business dealing not recommended or on secured terms only
NB	New Business	No recommendation can be done due to business in infancy stage
NT	No Trace	No recommendation can be done as the business is not traceable

NB is stated where there is insufficient information to facilitate rating. However, it is not to be considered as unfavourable.

This score serves as a reference to assess SC's credit risk and to set the amount of credit to be extended. It is calculated from a composite of weighted scores obtained from each of the major sections of this report. The assessed factors are as follows:

- Financial condition covering various ratios
- Company background and operations size
- Promoters / Management background
- Payment record
- Litigation against the subject
- Industry scenario / competitor analysis
- Supplier / Customer / Banker review (wherever available)