

## MIRA INFORM REPORT

<b>Report No. :</b>	528016
<b>Report Date :</b>	01.09.2018

### IDENTIFICATION DETAILS

<b>Name :</b>	JAMES WALKER MOORFLEX LIMITED
<b>Formerly Known As :</b>	MOORSIDE MACHINING CO LIMITED
<b>Registered Office :</b>	Lion House, Oriental Road, Woking Surrey, GU22 8AP
<b>Country :</b>	United Kingdom
<b>Financials (as on) :</b>	31.03.2017
<b>Date of Incorporation :</b>	30.11.1956
<b>Com. Reg. No.:</b>	00575005
<b>Legal Form :</b>	Private Limited with Share Capital
<b>Line of Business :</b>	<ul style="list-style-type: none"> <li>• Manufacture of other fabricated metal products n.e.c.</li> <li>• Manufacture and sale of precision metallic components and gaskets.</li> </ul>
<b>No. of Employees :</b>	117 [2017]

### RATING & COMMENTS

(Mira Inform has adopted New Rating mechanism w.e.f. 23<sup>rd</sup> January 2017)

<b>MIRA's Rating :</b>	<b>B</b>
------------------------	----------

Credit Rating	Explanation	Rating Comments
B	Medium Risk	Business dealings permissible on a regular monitoring basis

<b>Status :</b>	Moderate
<b>Payment Behaviour :</b>	Slow
<b>Litigation :</b>	Clear

**DISCLAIMER :** This Report is **PRIVATE & CONFIDENTIAL** and it is prepared at the request of and for its use by the Subscriber only. The Subscriber shall use the contents of the Report merely as an aid to its business. Mira Inform Private Limited ("MIPL") has collated information/data in the Report, which have not been verified unless otherwise specifically mentioned in the Report. The Subscriber shall independently verify the accuracy and correctness of the information/data before in any way acting upon the same. MIPL shall not be liable for any harm, injury, loss or damage caused to the Subscriber due to default by the Subscriber's debtors/beneficiaries in fulfilling their obligations of any nature whatsoever. This Report or any of its portion shall not be used as a documentary evidence or otherwise before any investigative agencies or forum of law. This Report is confidential and proprietary to MIPL. The Subscriber and/or any other person(s) may not reproduce, publish or disclose any of the contents of the Report to others without the express authorization of MIPL. This Report is prepared and issued to the Subscriber without any risk, responsibility or liability on the part of MIPL or its officials.

**NOTES :**

Any query related to this report can be made on e-mail : [infodept@mirainform.com](mailto:infodept@mirainform.com) while quoting report number, name and date.

**ECGC Country Risk Classification List**

Country Name	Previous Rating (31.12.2017)	Current Rating (01.04.2018)
United Kingdom	A1	A1

Risk Category	ECGC Classification
Insignificant	A1
Low Risk	A2
Moderately Low Risk	B1
Moderate Risk	B2
Moderately High Risk	C1
High Risk	C2
Very High Risk	D

**DISCLAIMER :** This Report is **PRIVATE & CONFIDENTIAL** and it is prepared at the request of and for its use by the Subscriber only. The Subscriber shall use the contents of the Report merely as an aid to its business. Mira Inform Private Limited ("MIPL") has collated information/data in the Report, which have not been verified unless otherwise specifically mentioned in the Report. The Subscriber shall independently verify the accuracy and correctness of the information/data before in any way acting upon the same. MIPL shall not be liable for any harm, injury, loss or damage caused to the Subscriber due to default by the Subscriber's debtors/beneficiaries in fulfilling their obligations of any nature whatsoever. This Report or any of its portion shall not be used as a documentary evidence or otherwise before any investigative agencies or forum of law. This Report is confidential and proprietary to MIPL. The Subscriber and/or any other person(s) may not reproduce, publish or disclose any of the contents of the Report to others without the express authorization of MIPL. This Report is prepared and issued to the Subscriber without any risk, responsibility or liability on the part of MIPL or its officials.

**UNITED KINGDOM - ECONOMIC OVERVIEW**

The UK, a leading trading power and financial center, is the third largest economy in Europe after Germany and France. Agriculture is intensive, highly mechanized, and efficient by European standards, producing about 60% of food needs with less than 2% of the labor force. The UK has large coal, natural gas, and oil resources, but its oil and natural gas reserves are declining; the UK has been a net importer of energy since 2005. Services, particularly banking, insurance, and business services, are key drivers of British GDP growth. Manufacturing, meanwhile, has declined in importance but still accounts for about 10% of economic output.

In 2008, the global financial crisis hit the economy particularly hard, due to the importance of its financial sector. Falling home prices, high consumer debt, and the global economic slowdown compounded the UK's economic problems, pushing the economy into recession in the latter half of 2008 and prompting the then BROWN (Labour) government to implement a number of measures to stimulate the economy and stabilize the financial markets. Facing burgeoning public deficits and debt levels, in 2010 the then CAMERON-led coalition government (between Conservatives and Liberal Democrats) initiated an austerity program, which has continued under the Conservative government. However, the deficit still remains one of the highest in the G7, standing at 3.6% of GDP as of 2017, and the UK has pledged to lower its corporation tax from 20% to 17% by 2020. The UK had a debt burden of 90.4% GDP at the end of 2017.

The UK economy has begun to slow since the referendum vote to leave the EU in June 2016. A sustained depreciation of the British pound has increased consumer and producer prices, weighing on consumer spending without spurring a meaningful increase in exports. The UK has an extensive trade relationship with other EU members through its single market membership, and economic observers have warned the exit will jeopardize its position as the central location for European financial services. Prime Minister MAY is seeking a new "deep and special" trade relationship with the EU following the UK's exit. However, economists doubt that the UK will be able to preserve the benefits of EU membership without the obligations. The UK is expected to officially leave the EU by the end of March 2019.

Source : CIA

## **COMPANY SUMMARY**

### **Registered Address**

Lion House, Oriental Road  
Woking  
Surrey  
GU22 8AP

### **Trading Address**

Lion House  
147 Oriental Road  
Woking  
Surrey  
GU22 8AP

### **Trading Address**

John Escritt Road, Bingley,  
West Yorkshire, BD16 2BS

<b>Website Address</b>	<a href="http://www.jameswalker.biz">http://www.jameswalker.biz</a>
<b>Company Number</b>	00575005
<b>Telephone Number</b>	01483746146
<b>Fax Number</b>	-
<b>TPS</b>	No
<b>FPS</b>	Yes
<b>Incorporation Date</b>	30/11/1956
<b>Previous Name</b>	MOORSIDE MACHINING CO LIMITED
<b>Type</b>	Private Limited with Share Capital
<b>FTSE Index</b>	-
<b>Date of Change</b>	01/11/2000
<b>Filing Date of Accounts</b>	06/10/2017
<b>Currency</b>	GBP
<b>Share Capital</b>	£7,057,000
<b>SIC07</b>	25990
<b>Charity Number</b>	-
<b>SIC07 Description</b>	Manufacture of other fabricated metal products n.e.c.
<b>Principal Activity</b>	Manufacture and sale of precision metallic components and gaskets.

## **ADDITIONAL INFORMATION**

### **CCJ's**

0 (£0)

No CCJ Information To Display

**DISCLAIMER** : This Report is **PRIVATE & CONFIDENTIAL** and it is prepared at the request of and for its use by the Subscriber only. The Subscriber shall use the contents of the Report merely as an aid to its business. Mira Inform Private Limited ("MIPL") has collated information/data in the Report, which have not been verified unless otherwise specifically mentioned in the Report. The Subscriber shall independently verify the accuracy and correctness of the information/data before in any way acting upon the same. MIPL shall not be liable for any harm, injury, loss or damage caused to the Subscriber due to default by the Subscriber's debtors/beneficiaries in fulfilling their obligations of any nature whatsoever. This Report or any of its portion shall not be used as a documentary evidence or otherwise before any investigative agencies or forum of law. This Report is confidential and proprietary to MIPL. The Subscriber and/or any other person(s) may not reproduce, publish or disclose any of the contents of the Report to others without the express authorization of MIPL. This Report is prepared and issued to the Subscriber without any risk, responsibility or liability on the part of MIPL or its officials.

Ultimate Holding Company	JAMES WALKER GROUP LIMITED
Accountant	-
Mortgages	0
Trade Debtors	-
Group	26 companies
Linkages	1 companies
Countries	In 1 countries

## **KEY FINANCIALS**

Year to Date	Turnover	Pre Tax Profit	Shareholder	Funds Employees
31.03.2017	£8,462,000	-£3,635,000	£1,020,000	117
31.03.2016	£9,274,000	-£2,578,000	£2,155,000	136
31.03.2015	£11,213,000	-£1,202,000	£2,233,000	142

## **MORTGAGE SUMMARY**

Total Mortgage	0
Outstanding	0
Satisfied	0

## **TRADE DEBTORS / BAD DEBT SUMMARY**

Total Number of Documented Trade	2
Total Value of Documented Trade	£581

## **COMMENTARY**

This company has been treated as a Medium company.
This company's ratio of total liabilities to total assets indicates the presence of moderate equity funding.
This company's return on total assets employed ratio indicates a negative return on assets.
This company has made late payments on a high percentage of invoices.
The company has more cash than short term bank borrowings.

## CCJ

Total Number of Exact CCJs -	0	Total Value of Exact CCJs -	
Total Number of Possible CCJs -	0	Total Value of Possible CCJs -	
Total Number of Satisfied CCJs -	0	Total Value of Satisfied CCJs -	
Total Number of Writs -	-		

Total Current Directors	3	Total Current Secretaries	1
Total Previous Directors / Company Secretaries	13	Total Person's With Significant Control	1

## CURRENT DIRECTORS

<b>Title</b>	Mr	<b>Function</b>	Director
<b>Name</b>	Peter George Needham	<b>Nationality</b>	British
<b>Date of Birth</b>	06/1959	<b>Present Appointments</b>	24
<b>Latest Address</b>	Lion House, Oriental Road, Woking, Surrey	<b>Appointment Date</b>	31/12/1998
<b>Post Code</b>	GU22 8AP		
<b>Title</b>	Mr	<b>Function</b>	Director
<b>Name</b>	Diederik Neeb	<b>Nationality</b>	Dutch
<b>Date of Birth</b>	05/1965	<b>Present Appointments</b>	13
<b>Latest Address</b>	Lion House, Oriental Road, Woking, Surrey	<b>Appointment Date</b>	03/03/2014
<b>Post Code</b>	GU22 8AP		
<b>Title</b>	Mr	<b>Function</b>	Director
<b>Name</b>	Henri Hakkarainen	<b>Nationality</b>	Finnish
<b>Date of Birth</b>	06/1974	<b>Present Appointments</b>	1
<b>Latest Address</b>	Lion House, Oriental Road, Woking, Surrey	<b>Appointment Date</b>	01/03/2017
<b>Post Code</b>	GU22 8AP		

## CURRENT COMPANY SECRETARY

<b>Title</b>	Ms	<b>Function</b>	Company Secretary
<b>Name</b>	Patricia Jane Collins	<b>Nationality</b>	British
<b>Date of Birth</b>	08/1958	<b>Present Appointments</b>	26
<b>Latest Address</b>	Lion House, Oriental Road, Woking, Surrey	<b>Appointment Date</b>	27/01/2006














**DISCLAIMER** : This Report is **PRIVATE & CONFIDENTIAL** and it is prepared at the request of and for its use by the Subscriber only. The Subscriber shall use the contents of the Report merely as an aid to its business. Mira Inform Private Limited ("MIPL") has collated information/data in the Report, which have not been verified unless otherwise specifically mentioned in the Report. The Subscriber shall independently verify the accuracy and correctness of the information/data before in any way acting upon the same. MIPL shall not be liable for any harm, injury, loss or damage caused to the Subscriber due to default by the Subscriber's debtors/beneficiaries in fulfilling their obligations of any nature whatsoever. This Report or any of its portion shall not be used as a documentary evidence or otherwise before any investigative agencies or forum of law. This Report is confidential and proprietary to MIPL. The Subscriber and/or any other person(s) may not reproduce, publish or disclose any of the contents of the Report to others without the express authorization of MIPL. This Report is prepared and issued to the Subscriber without any risk, responsibility or liability on the part of MIPL or its officials.

Post Code	GU22 8AP		
-----------	----------	--	--



## TOP SHAREHOLDERS

Name	Currency	Share Count	Share Type	Nominal Value	% of Total Share Count
JAMES WALKER GROUP LTD	GBP	7,057,000	ORDINARY	1	100













## PROFIT & LOSS

	Date Of Accounts	31/03/17	(%)	31/03/16	(%)	31/03/15	(%)	31/03/14	(%)	31/03/13
	<b>Weeks</b>	<b>52</b>	<b>(%)</b>	<b>52</b>	<b>(%)</b>	<b>52</b>	<b>(%)</b>	<b>52</b>	<b>(%)</b>	<b>52</b>
	<b>Currency</b>	<b>GBP</b>	<b>(%)</b>	<b>GBP</b>	<b>(%)</b>	<b>GBP</b>	<b>(%)</b>	<b>GBP</b>	<b>(%)</b>	<b>GBP</b>
	<b>Consolidated A/cs</b>	<b>N</b>	<b>(%)</b>	<b>N</b>	<b>(%)</b>	<b>N</b>	<b>(%)</b>	<b>N</b>	<b>(%)</b>	<b>N</b>
	<b>Turnover</b>	<b>£8,462,000</b>	<b>-8.8%</b>	<b>£9,274,000</b>	<b>-17.3%</b>	<b>£11,213,000</b>	<b>-4.9%</b>	<b>£11,796,000</b>	<b>2.8%</b>	<b>£11,480,000</b>
	Export	-	-	-	-	£8,773,000	2.8%	£8,535,000	1.1%	£8,438,000
	Cost of Sales	-	-	-	-	-	-	-	-	-
	Gross Profit	-	-	-	-	-	-	-	-	-
	Wages & Salaries	£3,867,000	-9.2%	£4,261,000	-3.4%	£4,410,000	5.5%	£4,182,000	-9%	£4,594,000
	Directors Emoluments	£120,000	4.3%	£115,000	3.6%	£111,000	-20.1%	£139,000	-13.7%	£161,000
	<b>Operating Profit</b>	<b>-£3,530,000</b>	<b>-42.8%</b>	<b>-£2,472,000</b>	<b>-115.7%</b>	<b>-£1,146,000</b>	<b>-137.3%</b>	<b>-£483,000</b>	<b>14.4%</b>	<b>-£564,000</b>
	Depreciation	£351,000	-10%	£390,000	3.2%	£378,000	33.1%	£284,000	18.8%	£239,000
	Audit Fees	£18,000	-	£18,000	5.9%	£17,000	-	£17,000	-	£17,000
	Interest Payments	£105,000	-0.9%	£106,000	89.3%	£56,000	75%	£32,000	60%	£20,000
	<b>Pre Tax Profit</b>	<b>-£3,635,000</b>	<b>-41%</b>	<b>-£2,578,000</b>	<b>-114.5%</b>	<b>-£1,202,000</b>	<b>-133.4%</b>	<b>-£515,000</b>	<b>11.7%</b>	<b>-£583,000</b>
	Taxation	-	-	-	-	-	100%	-£75,000	-	-
	Profit After Tax	-£3,635,000	-41%	-£2,578,000	-114.5%	-£1,202,000	-103.7%	-£590,000	-1.2%	-£583,000

**DISCLAIMER** : This Report is **PRIVATE & CONFIDENTIAL** and it is prepared at the request of and for its use by the Subscriber only. The Subscriber shall use the contents of the Report merely as an aid to its business. Mira Inform Private Limited ("MIPL") has collated information/data in the Report, which have not been verified unless otherwise specifically mentioned in the Report. The Subscriber shall independently verify the accuracy and correctness of the information/data before in any way acting upon the same. MIPL shall not be liable for any harm, injury, loss or damage caused to the Subscriber due to default by the Subscriber's debtors/beneficiaries in fulfilling their obligations of any nature whatsoever. This Report or any of its portion shall not be used as a documentary evidence or otherwise before any investigative agencies or forum of law. This Report is confidential and proprietary to MIPL. The Subscriber and/or any other person(s) may not reproduce, publish or disclose any of the contents of the Report to others without the express authorization of MIPL. This Report is prepared and issued to the Subscriber without any risk, responsibility or liability on the part of MIPL or its officials.

		00		00	%	0	%			
	Dividends Payable	-	-	-	-	-	-	-	-	-
	<b>Retained Profit</b>	<b>-</b> <b>£3,635,000</b>	<b>-41%</b>	<b>-</b> <b>£2,578,000</b>	<b>-</b> <b>114.5%</b>	<b>-</b> <b>£1,202,000</b>	<b>-</b> <b>103.7%</b>	<b>-£590,000</b>	<b>-</b> <b>1.2%</b>	<b>-£583,000</b>






## **BALANCE SHEET**

	Date Of Accounts	31/03/17	(%)	31/03/16	(%)	31/03/15	(%)	31/03/14	(%)	31/03/13
	Tangible Assets	£1,531,000	-26.4%	£2,081,000	-9.2%	£2,291,000	41.1%	£1,624,000	2.2%	£1,589,000
	Intangible Assets	0	-	0	-	0	-	0	-	0
	<b>Total Fixed Assets</b>	<b>£1,531,000</b>	<b>-26.4%</b>	<b>£2,081,000</b>	<b>-9.2%</b>	<b>£2,291,000</b>	<b>41.1%</b>	<b>£1,624,000</b>	<b>2.2%</b>	<b>£1,589,000</b>
	Stock	£1,980,000	-12.3%	£2,258,000	-2.3%	£2,310,000	-14.4%	£2,698,000	-9%	£2,964,000
	Trade Debtors	£1,271,000	96.7%	£646,000	-30.9%	£935,000	-15.2%	£1,103,000	40.9%	£783,000
	Cash	£4,000	-	£4,000	100%	£2,000	-93.9%	£33,000	450%	£6,000
	Other Debtors	£1,475,000	-25.1%	£1,969,000	15.8%	£1,700,000	10.5%	£1,539,000	-13.1%	£1,772,000
	Miscellaneous Current Assets	0	-	0	-	0	-	0	-	0
	<b>Total Current Assets</b>	<b>£4,730,000</b>	<b>-3%</b>	<b>£4,877,000</b>	<b>-1.4%</b>	<b>£4,947,000</b>	<b>-7.9%</b>	<b>£5,373,000</b>	<b>-2.8%</b>	<b>£5,525,000</b>
	Trade Creditors	£776,000	-12.1%	£883,000	-5.5%	£934,000	-20.1%	£1,169,000	21.4%	£963,000
	Bank Loans & Overdrafts	0	-	0	-	0	-	0	-	0
	Other Short Term Finance	£4,212,000	16.7%	£3,610,000	-3.5%	£3,740,000	84.7%	£2,025,000	18.9%	£1,703,000






**DISCLAIMER** : This Report is **PRIVATE & CONFIDENTIAL** and it is prepared at the request of and for its use by the Subscriber only. The Subscriber shall use the contents of the Report merely as an aid to its business. Mira Inform Private Limited ("MIPL") has collated information/data in the Report, which have not been verified unless otherwise specifically mentioned in the Report. The Subscriber shall independently verify the accuracy and correctness of the information/data before in any way acting upon the same. MIPL shall not be liable for any harm, injury, loss or damage caused to the Subscriber due to default by the Subscriber's debtors/beneficiaries in fulfilling their obligations of any nature whatsoever. This Report or any of its portion shall not be used as a documentary evidence or otherwise before any investigative agencies or forum of law. This Report is confidential and proprietary to MIPL. The Subscriber and/or any other person(s) may not reproduce, publish or disclose any of the contents of the Report to others without the express authorization of MIPL. This Report is prepared and issued to the Subscriber without any risk, responsibility or liability on the part of MIPL or its officials.

**JAMES WALKER MOORFLEX LIMITED - 528016**



**PAGE NO. : 9**

	Miscellaneous Current Liabilities	£253,000	- 18.1 %	£309,000	- 6.4%	£330,000	- 5.4%	£349,000	- 13.2 %	£402,000
	<b>Total Current Liabilities</b>	<b>£5,241,000</b>	<b>9.1%</b>	<b>£4,802,000</b>	<b>-4%</b>	<b>£5,004,000</b>	<b>41.2 %</b>	<b>£3,543,000</b>	<b>15.5 %</b>	<b>£3,068,000</b>
	Bank Loans & Overdrafts and LTL	0	- 100 %	£1,000	-	£1,000	-	£1,000	-	£1,000
	Other Long Term Finance	0	-	0	-	0	-	0	-	0
	<b>Total Long Term Liabilities</b>	<b>0</b>	<b>- 100 %</b>	<b>£1,000</b>	<b>-</b>	<b>£1,000</b>	<b>-</b>	<b>£1,000</b>	<b>-</b>	<b>£1,000</b>




**CAPITAL & RESERVES**

	Date Of Accounts	31/03/17	(%)	31/03/16	(%)	31/03/15	(%)	31/03/14	(%)	31/03/13
	Called Up Share Capital	£5,057,000	97.8%	£2,557,000	999.9 %	£57,000	-	£57,000	-	£57,000
	P & L Account Reserve	- £4,037,000	- 904.2 %	- £402,000	- 118.5 %	£2,176,000	- 35.9 %	£3,396,000	- 14.8 %	£3,988,000
	Revaluation Reserve	-	-	-	-	-	-	-	-	-
	Sundry Reserves	-	-	-	-	-	-	-	-	-
	<b>Shareholder Funds</b>	<b>£1,020,000</b>	<b>- 52.7%</b>	<b>£2,155,000</b>	<b>-3.5%</b>	<b>£2,233,000</b>	<b>- 35.3 %</b>	<b>£3,453,000</b>	<b>- 14.6 %</b>	<b>£4,045,000</b>





**OTHER FINANCIAL ITEMS**

	Date Of Accounts	31/03/17	(%)	31/03/16	(%)	31/03/15	(%)	31/03/14	(%)	31/03/13
	Net Worth	£1,020,000	- 52.7%	£2,155,000	-3.5%	£2,233,000	- 35.3%	£3,453,000	- 14.6 %	£4,045,000
	Working Capital	- £511,000	- 781.3	£75,000	231.6 %	-£57,000	- 103.1	£1,830,000	- 25.5	£2,457,000



**DISCLAIMER** : This Report is **PRIVATE & CONFIDENTIAL** and it is prepared at the request of and for its use by the Subscriber only. The Subscriber shall use the contents of the Report merely as an aid to its business. Mira Inform Private Limited ("MIPL") has collated information/data in the Report, which have not been verified unless otherwise specifically mentioned in the Report. The Subscriber shall independently verify the accuracy and correctness of the information/data before in any way acting upon the same. MIPL shall not be liable for any harm, injury, loss or damage caused to the Subscriber due to default by the Subscriber's debtors/beneficiaries in fulfilling their obligations of any nature whatsoever. This Report or any of its portion shall not be used as a documentary evidence or otherwise before any investigative agencies or forum of law. This Report is confidential and proprietary to MIPL. The Subscriber and/or any other person(s) may not reproduce, publish or disclose any of the contents of the Report to others without the express authorization of MIPL. This Report is prepared and issued to the Subscriber without any risk, responsibility or liability on the part of MIPL or its officials.

			%				%		%	
	Total Assets	£6,261,000	-10%	£6,958,000	-3.9%	£7,238,000	3.4%	£6,997,000	-1.6%	£7,114,000
	Total Liabilities	£5,241,000	9.1%	£4,803,000	-4%	£5,005,000	41.2%	£3,544,000	15.5%	£3,069,000
	Net Assets	£1,020,000	-52.7%	£2,155,000	-3.5%	£2,233,000	-35.3%	£3,453,000	-14.6%	£4,045,000

## **CASH FLOW**















	Date Of Accounts	31/03/17	(%)	31/03/16	(%)	31/03/15	(%)	31/03/14	(%)	31/03/13
	Net Cashflow from Operations	-	-	-	-	-	-	-	-	-
	Net Cashflow before Financing	-	-	-	-	-	-	-	-	-
	Net Cashflow from Financing	-	-	-	-	-	-	-	-	-
	Increase in Cash	-	-	-	-	-	-	-	-	-

## **MISCELLANEOUS**

	Date Of Accounts	31/03/17	(%)	31/03/16	(%)	31/03/15	(%)	31/03/14	(%)	31/03/13
	Contingent Liability	YES	-	YES	-	YES	-	YES	-	YES
	Capital Employed	£1,020,000	-52.7%	£2,156,000	-3.5%	£2,234,000	-35.3%	£3,454,000	-14.6%	£4,046,000
	Number of Employees	117	-14%	136	-4.2%	142	6%	134	10.7%	121
	Accountants									
	Auditors	HAYS MACINTYRE								
	Auditor Comments	The audit report contains no adverse comments								
	Bankers	BARCLAYS BANK PLC								
	Bank Branch Code									

**DISCLAIMER** : This Report is **PRIVATE & CONFIDENTIAL** and it is prepared at the request of and for its use by the Subscriber only. The Subscriber shall use the contents of the Report merely as an aid to its business. Mira Inform Private Limited ("MIPL") has collated information/data in the Report, which have not been verified unless otherwise specifically mentioned in the Report. The Subscriber shall independently verify the accuracy and correctness of the information/data before in any way acting upon the same. MIPL shall not be liable for any harm, injury, loss or damage caused to the Subscriber due to default by the Subscriber's debtors/beneficiaries in fulfilling their obligations of any nature whatsoever. This Report or any of its portion shall not be used as a documentary evidence or otherwise before any investigative agencies or forum of law. This Report is confidential and proprietary to MIPL. The Subscriber and/or any other person(s) may not reproduce, publish or disclose any of the contents of the Report to others without the express authorization of MIPL. This Report is prepared and issued to the Subscriber without any risk, responsibility or liability on the part of MIPL or its officials.

## **RATIOS**

	<b>Date Of Accounts</b>	<b>31/03/17</b>	<b>31/03/16</b>	<b>31/03/15</b>	<b>31/03/14</b>	<b>31/03/13</b>
	Pre-tax profit margin %	-42.96	-27.80	-10.72	-4.37	-5.08
	Current ratio	0.90	1.02	0.99	1.52	1.80
	Sales/Net Working Capital	-16.56	123.65	-196.72	6.45	4.67
	Gearing %	0	0	0	0	0
	Equity in %	16.30	31	30.90	49.30	56.90
	Creditor Days	33.38	34.65	30.31	36.07	30.53
	Debtor Days	54.67	25.35	30.35	34.03	24.82
	Liquidity/Acid Test	0.52	0.54	0.52	0.75	0.83
	Return On Capital Employed %	-356.37	-119.57	-53.80	-14.91	-14.40
	Return On Total Assets Employed %	-58.05	-37.05	-16.60	-7.36	-8.19
	Current Debt Ratio	5.13	2.22	2.24	1.02	0.75
	Total Debt Ratio	5.13	2.22	2.24	1.02	0.75
	Stock Turnover Ratio %	23.39	24.34	20.60	22.87	25.81
	Return on Net Assets Employed %	-356.37	-119.62	-53.82	-14.91	-14.41

### **Report Notes**

There are no notes to display.

### **Status History**

No Status History found

## **EVENT HISTORY**

<b>Date</b>	<b>Description</b>
20/06/2018	Confirmation Statement
17/10/2017	New Accounts Filed
01/09/2017	Payment Data Update Received
13/07/2017	Payment Data Update Received
19/06/2017	Confirmation Statement
20/04/2017	Mr P. Hall has left the board
05/04/2017	Payment Data Update Received

**DISCLAIMER** : This Report is **PRIVATE & CONFIDENTIAL** and it is prepared at the request of and for its use by the Subscriber only. The Subscriber shall use the contents of the Report merely as an aid to its business. Mira Inform Private Limited ("MIPL") has collated information/data in the Report, which have not been verified unless otherwise specifically mentioned in the Report. The Subscriber shall independently verify the accuracy and correctness of the information/data before in any way acting upon the same. MIPL shall not be liable for any harm, injury, loss or damage caused to the Subscriber due to default by the Subscriber's debtors/beneficiaries in fulfilling their obligations of any nature whatsoever. This Report or any of its portion shall not be used as a documentary evidence or otherwise before any investigative agencies or forum of law. This Report is confidential and proprietary to MIPL. The Subscriber and/or any other person(s) may not reproduce, publish or disclose any of the contents of the Report to others without the express authorization of MIPL. This Report is prepared and issued to the Subscriber without any risk, responsibility or liability on the part of MIPL or its officials.

03/03/2017	Payment Data Update Received
03/03/2017	New Board Member Mr H. Hakkarainen appointed
02/03/2017	Payment Data Update Received
02/03/2017	Mr G.T. Leighton has left the board
20/10/2016	New Accounts Filed
20/10/2016	New Accounts Filed
25/06/2016	Annual Returns
17/11/2015	Payment Data Update Received

**Previous Company Names**

Date	Previous Name
01/11/2000	MOORSIDE MACHINING CO LIMITED

**Writ Details**

No writs found
----------------

**STATISTICS**

<b>Group</b>	26 companies
<b>Linkages</b>	1 companies
<b>Countries</b>	In 1 countries

**SUMMARY**

<b>Holding Company</b>	JAMES WALKER GROUP LIMITED
<b>Ownership Status</b>	Wholly Owned
<b>Ultimate Holding Company</b>	JAMES WALKER GROUP LIMITED

**GROUP STRUCTUREFULL**

Company Name	Registered Number	Latest Key Financials	Consol. Accounts	Turnover
JAMES WALKER GROUP LIMITED	00176600	31.03.2017	Y	£178,911,000
JAMES WALKER TRUSTEES...	03091631	31.03.2017	N	
JAMES WALKER EUROPE LI...	04003693	31.03.2017	N	
JWPS TRUSTEES LIMITED	05706257	31.03.2017	N	
JWSEMP TRUSTEES LIMITED	05706295	31.03.2017	N	
JAMES WALKER UK LIMITED	07393831	31.03.2017	N	£21,804,000

**DISCLAIMER** : This Report is **PRIVATE & CONFIDENTIAL** and it is prepared at the request of and for its use by the Subscriber only. The Subscriber shall use the contents of the Report merely as an aid to its business. Mira Inform Private Limited ("MIPL") has collated information/data in the Report, which have not been verified unless otherwise specifically mentioned in the Report. The Subscriber shall independently verify the accuracy and correctness of the information/data before in any way acting upon the same. MIPL shall not be liable for any harm, injury, loss or damage caused to the Subscriber due to default by the Subscriber's debtors/beneficiaries in fulfilling their obligations of any nature whatsoever. This Report or any of its portion shall not be used as a documentary evidence or otherwise before any investigative agencies or forum of law. This Report is confidential and proprietary to MIPL. The Subscriber and/or any other person(s) may not reproduce, publish or disclose any of the contents of the Report to others without the express authorization of MIPL. This Report is prepared and issued to the Subscriber without any risk, responsibility or liability on the part of MIPL or its officials.

**JAMES WALKER MOORFLEX LIMITED - 528016**

**PAGE NO. : 13**

DEVOL ENGINEERING LIMITED	SC043459	31.03.2017	N	£5,882,000
DEVOL MOULDING SERVI...	SC055494	31.03.2017	N	
DEVOL CAST NYLON LIM...	SC234566	31.03.2017	N	
DEVOL BUSHING LIMITED	SC048709	31.03.2017	N	
DEVOL FABRICATIONS L...	SC048986	31.03.2017	N	
FLEMINGS SEALS LIMITED	00137356	31.03.2017	N	£426,401
JAMES WALKER IRELAND L...	IE036702	31.03.2017	N	€2,509,269
JAMES WALKER ROTABOLT...	01545486	31.03.2017	N	£3,523,246
JAMES WALKER SEALING P...	00264191	31.03.2017	N	£6,169,141
JAMES WALKER TOWNSON L...	02395892	31.03.2017	N	£2,907,098
JAMES WALKER TEADIT LI...	09297249	31.03.2017	N	
KEA-FLEX MOULDINGS LIM...	00598173	31.03.2017	N	£1,903,340
PHOENIX ROLLERS(OTLEY)...	00815343	31.03.2017	N	
TICO MANUFACTURING LIM...	00479135	31.03.2017	N	
TIFLEX LIMITED	00394614	31.03.2017	N	£17,357,000
<b>JAMES WALKER MOORFLEX...</b>	<b>00575005</b>	<b>31.03.2017</b>	<b>N</b>	<b>£8,462,000</b>
JAMES WALKER ENGINEERI...	01429485	31.03.2017	N	
JAMES WALKER & CO. LIM...	02432592	31.03.2017	N	£34,262,000
JAMES WALKER METAFLEX...	00454324	31.03.2017	N	
JAMES WALKER VICEROY L...	00578161	31.03.2017	N	£762,842

**OTHER LINKED COMPANIES**

Name	Number	Latest Key Financials	Turnover
JAMES WALKER HOLDING B.V.	23061854	31.03.2017	€72,565,220

**CREDITOR DETAILS**

	Total Number	Total Value
Trade Creditors	0	-
No Creditor Data		

**DISCLAIMER** : This Report is **PRIVATE & CONFIDENTIAL** and it is prepared at the request of and for its use by the Subscriber only. The Subscriber shall use the contents of the Report merely as an aid to its business. Mira Inform Private Limited ("MIPL") has collated information/data in the Report, which have not been verified unless otherwise specifically mentioned in the Report. The Subscriber shall independently verify the accuracy and correctness of the information/data before in any way acting upon the same. MIPL shall not be liable for any harm, injury, loss or damage caused to the Subscriber due to default by the Subscriber's debtors/beneficiaries in fulfilling their obligations of any nature whatsoever. This Report or any of its portion shall not be used as a documentary evidence or otherwise before any investigative agencies or forum of law. This Report is confidential and proprietary to MIPL. The Subscriber and/or any other person(s) may not reproduce, publish or disclose any of the contents of the Report to others without the express authorization of MIPL. This Report is prepared and issued to the Subscriber without any risk, responsibility or liability on the part of MIPL or its officials.

## **TRADE DEBTORS / BAD DEBT DETAIL**

	Total Number of Documented Trade	Total Value of Documented Trade	
Trade Debtors	2	£581	
Company Name	Amount	Statement Date	
Saint Engineering Limited	£400	30/10/2009	
Trimite (Powder) Ltd	£181	31/01/2012	

## **PREVIOUS DIRECTOR/COMPANY SECRETARIES**

Name	Current Active Appointments	Previous Appointments	Dissolved Companies
Peter Hall	12	2	0
Christopher John Higgins	0	15	3
Philip Dunn	0	22	7
Donald Slee	0	2	0
Kenneth Arthur Jupp	0	5	1
Philip Michael Scott	0	2	0
David John Kirwin	0	3	0
Graham Bullock	0	12	4
David Galloway	0	22	2
Michael John Kelly	0	9	1
Kevin Ingram	0	1	0
Graeme Thomas Leighton	0	1	0
Jerry Simms	0	1	0
<b>Total Persons With Significant Control</b>	1	<b>Total Statements</b>	0
<b>Active</b>	1	<b>Active</b>	0
<b>Ceased</b>	0	<b>Ceased</b>	0

## **ACTIVE PERSONS WITH SIGNIFICANT CONTROL**

<b>Name</b>	James Walker Group Limited	<b>Kind</b>	Corporate Entity With Significant Control
<b>Address</b>	Lion House Oriental Road, Woking, Surrey	<b>Notified On</b>	06/04/2016
<b>Post Code</b>	GU22 8AP	<b>Legal Form</b>	Limited By Shares
<b>Authority</b>	United Kingdom (England)	<b>Place Registered</b>	Companies House
<b>Country Registered</b>	England	<b>Registration Number</b>	176600
<b>Nature Of Control</b>	Ownership Of Shares 75 To 100 Percent, Voting Rights 75 To 100 Percent, Right To Appoint And Remove Directors		

**DISCLAIMER** : This Report is **PRIVATE & CONFIDENTIAL** and it is prepared at the request of and for its use by the Subscriber only. The Subscriber shall use the contents of the Report merely as an aid to its business. Mira Inform Private Limited ("MIPL") has collated information/data in the Report, which have not been verified unless otherwise specifically mentioned in the Report. The Subscriber shall independently verify the accuracy and correctness of the information/data before in any way acting upon the same. MIPL shall not be liable for any harm, injury, loss or damage caused to the Subscriber due to default by the Subscriber's debtors/beneficiaries in fulfilling their obligations of any nature whatsoever. This Report or any of its portion shall not be used as a documentary evidence or otherwise before any investigative agencies or forum of law. This Report is confidential and proprietary to MIPL. The Subscriber and/or any other person(s) may not reproduce, publish or disclose any of the contents of the Report to others without the express authorization of MIPL. This Report is prepared and issued to the Subscriber without any risk, responsibility or liability on the part of MIPL or its officials.

**Ceased Persons With Significant Control**

No Ceased Persons With Significant Control To Display

**Active Statements**

No Active Statements To Display

**Ceased Statements**

No Ceased Statements To Display

**FOREIGN EXCHANGE RATES**

Currency	Unit	Indian Rupees
US Dollar	1	INR 70.93
UK Pound	1	INR 92.35
Euro	1	INR 82.84
GBP	1	INR 91.85

**Note :** Above are approximate rates obtained from sources believed to be correct

**INFORMATION DETAILS**

<b>Analysis Done by :</b>	NIY
<b>Report Prepared by :</b>	TPT

**DISCLAIMER :** This Report is **PRIVATE & CONFIDENTIAL** and it is prepared at the request of and for its use by the Subscriber only. The Subscriber shall use the contents of the Report merely as an aid to its business. Mira Inform Private Limited ("MIPL") has collated information/data in the Report, which have not been verified unless otherwise specifically mentioned in the Report. The Subscriber shall independently verify the accuracy and correctness of the information/data before in any way acting upon the same. MIPL shall not be liable for any harm, injury, loss or damage caused to the Subscriber due to default by the Subscriber's debtors/beneficiaries in fulfilling their obligations of any nature whatsoever. This Report or any of its portion shall not be used as a documentary evidence or otherwise before any investigative agencies or forum of law. This Report is confidential and proprietary to MIPL. The Subscriber and/or any other person(s) may not reproduce, publish or disclose any of the contents of the Report to others without the express authorization of MIPL. This Report is prepared and issued to the Subscriber without any risk, responsibility or liability on the part of MIPL or its officials.

**RATING EXPLANATIONS**

Credit Rating	Explanation	Rating Comments
A++	Minimum Risk	Business dealings permissible with minimum risk of default
A+	Low Risk	Business dealings permissible with low risk of default
A	Acceptable Risk	Business dealings permissible with moderate risk of default
B	Medium Risk	Business dealings permissible on a regular monitoring basis
C	Medium High Risk	Business dealings permissible preferably on secured basis
D	High Risk	Business dealing not recommended or on secured terms only
NB	New Business	No recommendation can be done due to business in infancy stage
NT	No Trace	No recommendation can be done as the business is not traceable

NB is stated where there is insufficient information to facilitate rating. However, it is not to be considered as unfavourable.

This score serves as a reference to assess SC's credit risk and to set the amount of credit to be extended. It is calculated from a composite of weighted scores obtained from each of the major sections of this report. The assessed factors are as follows:

- Financial condition covering various ratios
- Company background and operations size
- Promoters / Management background
- Payment record
- Litigation against the subject
- Industry scenario / competitor analysis
- Supplier / Customer / Banker review (wherever available)