

MIRA INFORM REPORT

Report No. :	528021
Report Date :	01.09.2018

IDENTIFICATION DETAILS

Name :	KLINGER LIMITED
Formerly Known As :	KLINGER MACMICHAEL LIMITED
Registered Office :	The Klinger Building Wharfedale Road Euroway Trading Estate Bradford BD4
Country :	United Kingdom
Financials (as on) :	31.12.2016
Date of Incorporation :	23.08.1971
Com. Reg. No.:	01021936
Legal Form :	Private limited with Share Capital
Line of Business :	<ul style="list-style-type: none"> • The manufacture and sale of industrial gaskets. • Machining
No. of Employees :	144 (2016)

RATING & COMMENTS

(Mira Inform has adopted New Rating mechanism w.e.f. 23rd January 2017)

MIRA's Rating :	A+
------------------------	----

Credit Rating	Explanation	Rating Comments
A+	Low Risk	Business dealings permissible with low risk of default

Status :	Good
Payment Behaviour :	Regular

DISCLAIMER : This Report is **PRIVATE & CONFIDENTIAL** and it is prepared at the request of and for its use by the Subscriber only. The Subscriber shall use the contents of the Report merely as an aid to its business. Mira Inform Private Limited ("MIPL") has collated information/data in the Report, which have not been verified unless otherwise specifically mentioned in the Report. The Subscriber shall independently verify the accuracy and correctness of the information/data before in any way acting upon the same. MIPL shall not be liable for any harm, injury, loss or damage caused to the Subscriber due to default by the Subscriber's debtors/beneficiaries in fulfilling their obligations of any nature whatsoever. This Report or any of its portion shall not be used as a documentary evidence or otherwise before any investigative agencies or forum of law. This Report is confidential and proprietary to MIPL. The Subscriber and/or any other person(s) may not reproduce, publish or disclose any of the contents of the Report to others without the express authorization of MIPL. This Report is prepared and issued to the Subscriber without any risk, responsibility or liability on the part of MIPL or its officials.

Litigation :	Clear
---------------------	-------

NOTES :

Any query related to this report can be made on e-mail : infodept@mirainform.com while quoting report number, name and date.

ECGC Country Risk Classification List

Country Name	Previous Rating (31.12.2017)	Current Rating (01.04.2018)
United Kingdom	A1	A1

Risk Category	ECGC Classification
Insignificant	A1
Low Risk	A2
Moderately Low Risk	B1
Moderate Risk	B2
Moderately High Risk	C1
High Risk	C2
Very High Risk	D

DISCLAIMER : This Report is **PRIVATE & CONFIDENTIAL** and it is prepared at the request of and for its use by the Subscriber only. The Subscriber shall use the contents of the Report merely as an aid to its business. Mira Inform Private Limited ("MIPL") has collated information/data in the Report, which have not been verified unless otherwise specifically mentioned in the Report. The Subscriber shall independently verify the accuracy and correctness of the information/data before in any way acting upon the same. MIPL shall not be liable for any harm, injury, loss or damage caused to the Subscriber due to default by the Subscriber's debtors/beneficiaries in fulfilling their obligations of any nature whatsoever. This Report or any of its portion shall not be used as a documentary evidence or otherwise before any investigative agencies or forum of law. This Report is confidential and proprietary to MIPL. The Subscriber and/or any other person(s) may not reproduce, publish or disclose any of the contents of the Report to others without the express authorization of MIPL. This Report is prepared and issued to the Subscriber without any risk, responsibility or liability on the part of MIPL or its officials.

UNITED KINGDOM - ECONOMIC OVERVIEW

The UK, a leading trading power and financial center, is the third largest economy in Europe after Germany and France. Agriculture is intensive, highly mechanized, and efficient by European standards, producing about 60% of food needs with less than 2% of the labor force. The UK has large coal, natural gas, and oil resources, but its oil and natural gas reserves are declining; the UK has been a net importer of energy since 2005. Services, particularly banking, insurance, and business services, are key drivers of British GDP growth. Manufacturing, meanwhile, has declined in importance but still accounts for about 10% of economic output.

In 2008, the global financial crisis hit the economy particularly hard, due to the importance of its financial sector. Falling home prices, high consumer debt, and the global economic slowdown compounded the UK's economic problems, pushing the economy into recession in the latter half of 2008 and prompting the then BROWN (Labour) government to implement a number of measures to stimulate the economy and stabilize the financial markets. Facing burgeoning public deficits and debt levels, in 2010 the then CAMERON-led coalition government (between Conservatives and Liberal Democrats) initiated an austerity program, which has continued under the Conservative government. However, the deficit still remains one of the highest in the G7, standing at 3.6% of GDP as of 2017, and the UK has pledged to lower its corporation tax from 20% to 17% by 2020. The UK had a debt burden of 90.4% GDP at the end of 2017.

The UK economy has begun to slow since the referendum vote to leave the EU in June 2016. A sustained depreciation of the British pound has increased consumer and producer prices, weighing on consumer spending without spurring a meaningful increase in exports. The UK has an extensive trade relationship with other EU members through its single market membership, and economic observers have warned the exit will jeopardize its position as the central location for European financial services. Prime Minister MAY is seeking a new "deep and special" trade relationship with the EU following the UK's exit. However, economists doubt that the UK will be able to preserve the benefits of EU membership without the obligations. The UK is expected to officially leave the EU by the end of March 2019.

Source : CIA

COMPANY NAME AND ADDRESS

KLINGER LIMITED

THE KLINGER BUILDING WHARFEDALE ROAD EUROWAY TRADING ESTATE BRADFORD BD4

COMPANY NO.

01021936

COMPANY STATUS

Active - Accounts Filed

COMPANY SUMMARY

Registered Address	THE KLINGER BUILDING WHARFEDALE ROAD EUROWAY TRADING ESTATE BRADFORD BD4 6SG
Trading Address	Klinger Building Wharfedale Road Euroway Industrial Estate Bradford, West Yorkshire BD4 6SG
Website Address	http://www.klingeruk.co.uk
Telephone Number	01274688222
Fax Number	
TPS	Yes
FPS	Yes
Incorporation Date	23/08/1971
Previous Name	KLINGER MACMICHAEL LIMITED
Type	Private limited with Share Capital
FTSE Index	-
Date of Change	28/11/1994
Filing Date of Accounts	11/07/2017
Currency	GBP
Share Capital	£100,000

DISCLAIMER : This Report is **PRIVATE & CONFIDENTIAL** and it is prepared at the request of and for its use by the Subscriber only. The Subscriber shall use the contents of the Report merely as an aid to its business. Mira Inform Private Limited ("MIPL") has collated information/data in the Report, which have not been verified unless otherwise specifically mentioned in the Report. The Subscriber shall independently verify the accuracy and correctness of the information/data before in any way acting upon the same. MIPL shall not be liable for any harm, injury, loss or damage caused to the Subscriber due to default by the Subscriber's debtors/beneficiaries in fulfilling their obligations of any nature whatsoever. This Report or any of its portion shall not be used as a documentary evidence or otherwise before any investigative agencies or forum of law. This Report is confidential and proprietary to MIPL. The Subscriber and/or any other person(s) may not reproduce, publish or disclose any of the contents of the Report to others without the express authorization of MIPL. This Report is prepared and issued to the Subscriber without any risk, responsibility or liability on the part of MIPL or its officials.

SIC07 25620
Charity Number -
SIC07 Description MACHINING
Principal Activity The manufacture and sale of industrial gaskets.

ADDITIONAL INFORMATION

CCJ's 0 (£0)
No CCJ Information To Display
Ultimate Holding Company KLINGER HOLDING GMBH
Accountant -
Mortgages 4
Group 3 companies
Linkages 0 companies
Countries In 0 countries

KEY FINANCIALS

Year to Date	Turnover	Pre Tax Profit	Shareholder's Funds	Employees
31/12/2016	£26,657,894	£4,163,779	£11,746,269	144
31/12/2015	£25,014,793	£4,061,232	£11,495,087	151
31/12/2014	£26,701,173	£5,914,848	£11,595,897	151

MORTGAGE SUMMARY

Total Mortgage 4
Outstanding 1
Satisfied 3

TRADE DEBTORS / BAD DEBT SUMMARY

Total Number of Documented Trade 0
Total Value of Documented Trade £0

COMMENTARY

This company's return on total assets employed ratio indicates a highly efficient use of assets.

This company has made late payments on a medium percentage of invoices.

DISCLAIMER : This Report is **PRIVATE & CONFIDENTIAL** and it is prepared at the request of and for its use by the Subscriber only. The Subscriber shall use the contents of the Report merely as an aid to its business. Mira Inform Private Limited ("MIPL") has collated information/data in the Report, which have not been verified unless otherwise specifically mentioned in the Report. The Subscriber shall independently verify the accuracy and correctness of the information/data before in any way acting upon the same. MIPL shall not be liable for any harm, injury, loss or damage caused to the Subscriber due to default by the Subscriber's debtors/beneficiaries in fulfilling their obligations of any nature whatsoever. This Report or any of its portion shall not be used as a documentary evidence or otherwise before any investigative agencies or forum of law. This Report is confidential and proprietary to MIPL. The Subscriber and/or any other person(s) may not reproduce, publish or disclose any of the contents of the Report to others without the express authorization of MIPL. This Report is prepared and issued to the Subscriber without any risk, responsibility or liability on the part of MIPL or its officials.

This company's ratio of total liabilities to total assets indicates the presence of strong equity funding.
The company has more cash than short term bank borrowings.

CCJ

Total Number of Exact CCJs -	0	Total Value of Exact CCJs -	
Total Number of Possible CCJs -	0	Total Value of Possible CCJs -	
Total Number of Satisfied CCJs -	0	Total Value of Satisfied CCJs -	
Total Number of Writs -	-		

Total Current Directors	5	Total Current Secretaries	1
Total Previous Directors / Company Secretaries	10	Total Person's With Significant Control	1

CURRENT DIRECTORS

Title	Mr	Function	Director
Name	David George Sorrie	Nationality	British
Date of Birth	02/1958	Present Appointments	1
Latest Address	Dillyhill, Dubston, Inverurie, Aberdeenshire	Appointment Date	01/01/2004
Post Code	AB51 5EX		

Title	Mr	Function	Director
Name	Oliver James Raymond Bache	Nationality	British
Date of Birth	06/1980	Present Appointments	1
Latest Address	30 Park Lane, Guiseley, Leeds, West Yorkshire	Appointment Date	01/01/2015
Post Code	LS20 8EP		

Title	Mr	Function	Director
Name	Stephen Brackstone	Nationality	British
Date of Birth	09/1982	Present Appointments	1
Latest Address	39 Clarkson Court, Hartlepool, Cleveland	Appointment Date	01/01/2015
Post Code	TS25 5HP		

Title	Mr	Function	Director
Name	Michael John Foulds	Nationality	British
Date of Birth	09/1968	Present Appointments	2
Latest Address	4 Denton Drive, Bingley, West Yorkshire	Appointment Date	01/01/2015
Post Code	BD16 3PJ		

DISCLAIMER : This Report is **PRIVATE & CONFIDENTIAL** and it is prepared at the request of and for its use by the Subscriber only. The Subscriber shall use the contents of the Report merely as an aid to its business. Mira Inform Private Limited ("MIPL") has collated information/data in the Report, which have not been verified unless otherwise specifically mentioned in the Report. The Subscriber shall independently verify the accuracy and correctness of the information/data before in any way acting upon the same. MIPL shall not be liable for any harm, injury, loss or damage caused to the Subscriber due to default by the Subscriber's debtors/beneficiaries in fulfilling their obligations of any nature whatsoever. This Report or any of its portion shall not be used as a documentary evidence or otherwise before any investigative agencies or forum of law. This Report is confidential and proprietary to MIPL. The Subscriber and/or any other person(s) may not reproduce, publish or disclose any of the contents of the Report to others without the express authorization of MIPL. This Report is prepared and issued to the Subscriber without any risk, responsibility or liability on the part of MIPL or its officials.

KLINGER LIMITED - 528021

PAGE NO. : 7

Title	Mr	Function	Director
Name	Kevin Adrian Housam	Nationality	British
Date of Birth	02/1971	Present Appointments	1
Latest Address	29 Cromwell Avenue, Loftus, Saltburn-By-The- Sea, Cleveland	Appointment Date	01/01/2015
Post Code	TS13 4JW		





CURRENT COMPANY SECRETARY

Title	Mr	Function	Company Secretary
Name	Dominic Stephen Henry	Nationality	
Date of Birth	-	Present Appointments	1
Latest Address	The Klinger Building, Wharfedale Road, Euroway Trading Estate Bradford, West Yorkshire	Appointment Date	06/09/2017
Post Code	BD4 6SG		












TOP SHAREHOLDERS

Name	Currency	Share Count	Share Type	Nominal Value	% of Total Share Count
KLINGER HOLDINGS LTD	GBP	100,000	ORDINARY	1	100






PROFIT & LOSS

	Date Of Accounts	31/12/16	(%)	31/12/15	(%)	31/12/14	(%)	31/12/13	(%)	31/12/12
	Weeks	52	(%)	52	(%)	52	(%)	52	(%)	52
	Currency	GBP	(%)	GBP	(%)	GBP	(%)	GBP	(%)	GBP
	Consolidated A/cs	N	(%)	N	(%)	N	(%)	N	(%)	N
	Turnover	£26,657,894	6.6%	£25,014,793	-6.3%	£26,701,173	-2.6%	£27,414,102	6.4%	£25,768,732
	Export	£9,403,173	0.5%	£9,360,265	2.2%	£9,161,394	-6%	£9,744,752	7.4%	£9,074,328
	Cost of Sales	£16,546,946	12%	£14,768,698	-4.7%	£15,492,388	-	-	-	-
	Gross Profit	£10,110,948	-1.3%	£10,246,095	-8.6%	£11,208,785	-	-	-	-













DISCLAIMER : This Report is **PRIVATE & CONFIDENTIAL** and it is prepared at the request of and for its use by the Subscriber only. The Subscriber shall use the contents of the Report merely as an aid to its business. Mira Inform Private Limited ("MIPL") has collated information/data in the Report, which have not been verified unless otherwise specifically mentioned in the Report. The Subscriber shall independently verify the accuracy and correctness of the information/data before in any way acting upon the same. MIPL shall not be liable for any harm, injury, loss or damage caused to the Subscriber due to default by the Subscriber's debtors/beneficiaries in fulfilling their obligations of any nature whatsoever. This Report or any of its portion shall not be used as a documentary evidence or otherwise before any investigative agencies or forum of law. This Report is confidential and proprietary to MIPL. The Subscriber and/or any other person(s) may not reproduce, publish or disclose any of the contents of the Report to others without the express authorization of MIPL. This Report is prepared and issued to the Subscriber without any risk, responsibility or liability on the part of MIPL or its officials.

	Wages & Salaries	£5,131,895	2.5%	£5,007,497	9.6%	£4,568,773	-1.3%	£4,629,237	3.9%	£4,454,952
	Directors Emoluments	£1,038,192	-3.1%	£1,071,549	82.3%	£587,811	12.6%	£521,899	-4.4%	£546,035
	Operating Profit	£4,158,508	2.3%	£4,066,762	-29.1%	£5,737,563	-12.7%	£6,574,771	25.6%	£5,236,643
	Depreciation	£638,083	3.9%	£613,885	10.3%	£556,795	6.5%	£522,907	3.2%	£506,770
	Audit Fees	£23,500	2.4%	£22,950	0.2%	£22,900	1.5%	£22,560	7.7%	£20,950
	Interest Payments	-	-100%	£6,544	-	-	-	-	-	-
	Pre Tax Profit	£4,163,779	2.5%	£4,061,232	-31.3%	£5,914,848	-10.5%	£6,606,156	25.8%	£5,251,369
	Taxation	-£912,597	-5.9%	-£862,042	34.8%	-£1,321,924	16.7%	-£1,586,678	-17.2%	-£1,353,968
	Profit After Tax	£3,251,182	1.6%	£3,199,190	-30.3%	£4,592,924	-8.5%	£5,019,478	28.8%	£3,897,401
	Dividends Payable	£3,000,000	-9.1%	£3,300,000	10%	£3,000,000	-	£3,000,000	-40%	£5,000,000
	Retained Profit	£251,182	349.2%	-£100,810	-106.3%	£1,592,924	-21.1%	£2,019,478	283.2%	-£1,102,599



BALANCE SHEET

	Date Of Accounts	31/12/16	(%)	31/12/15	(%)	31/12/14	(%)	31/12/13	(%)	31/12/12
	Tangible Assets	£2,044,950	-3.6%	£2,120,773	-0.2%	£2,124,593	1.5%	£2,093,970	0%	£2,094,656
	Intangible Assets	0	-	0	-	0	-	0	-	0
	Total Fixed Assets	£2,044,950	-3.6%	£2,120,773	-0.2%	£2,124,593	1.5%	£2,093,970	0%	£2,094,656
	Stock	£5,888,866	-24.2%	£7,766,743	8.3%	£7,170,836	4.9%	£6,835,166	60.8%	£4,250,965
	Trade Debtors	£4,241,239	71.6%	£2,471,833	-16.5%	£2,961,605	39%	£2,130,010	-30.2%	£3,053,529




DISCLAIMER : This Report is **PRIVATE & CONFIDENTIAL** and it is prepared at the request of and for its use by the Subscriber only. The Subscriber shall use the contents of the Report merely as an aid to its business. Mira Inform Private Limited ("MIPL") has collated information/data in the Report, which have not been verified unless otherwise specifically mentioned in the Report. The Subscriber shall independently verify the accuracy and correctness of the information/data before in any way acting upon the same. MIPL shall not be liable for any harm, injury, loss or damage caused to the Subscriber due to default by the Subscriber's debtors/beneficiaries in fulfilling their obligations of any nature whatsoever. This Report or any of its portion shall not be used as a documentary evidence or otherwise before any investigative agencies or forum of law. This Report is confidential and proprietary to MIPL. The Subscriber and/or any other person(s) may not reproduce, publish or disclose any of the contents of the Report to others without the express authorization of MIPL. This Report is prepared and issued to the Subscriber without any risk, responsibility or liability on the part of MIPL or its officials.

	Cash	£1,995,759	44%	£1,386,340	-28.5%	£1,939,186	-4.3%	£2,026,436	-19%	£2,502,268
	Other Debtors	£1,203,397	33.8%	£899,644	50.1%	£599,213	-42.5%	£1,041,893	96.7%	£529,579
	Miscellaneous Current Assets	0	-	0	-	0	-	0	-	0
	Total Current Assets	£13,329,261	6.4%	£12,524,560	-1.2%	£12,670,840	5.3%	£12,033,505	16.4%	£10,336,341
	Trade Creditors	£1,816,057	0.7%	£1,802,940	11.6%	£1,615,174	-24%	£2,124,947	-0.4%	£2,132,866
	Bank Loans & Overdrafts	£11,511	10.1%	£10,458	96.8%	£5,315	-96.6%	£155,116	-79.5%	£757,516
	Other Short Term Finance	£413,920	9.6%	£377,826	-28%	£524,694	4.3%	£503,251	33.7%	£376,488
	Miscellaneous Current Liabilities	£1,329,488	52.7%	£870,808	-13.3%	£1,003,935	-25.1%	£1,340,753	13.6%	£1,180,632
	Total Current Liabilities	£3,570,976	16.6%	£3,062,032	-2.8%	£3,149,118	-23.6%	£4,124,067	-7.3%	£4,447,502
	Bank Loans & Overdrafts and LTL	£68,477	-30.6%	£98,672	77%	£55,733	-64.2%	£155,551	-79.5%	£757,516
	Other Long Term Finance	0	-100%	£15,169	-	0	-	0	-	0
	Total Long Term Liabilities	£56,966	-35.4%	£88,214	75%	£50,418	999.9%	£435	-	0






CAPITAL & RESERVES

	Date Of Accounts	31/12/16	(%)	31/12/15	(%)	31/12/14	(%)	31/12/13	(%)	31/12/12
	Called Up Share Capital	£100,000	-	£100,000	-	£100,000	-	£100,000	-	£100,000
	P & L Account	£9,956,269	2.6%	£9,705,087	-1%	£9,805,897	19.4%	£8,212,973	32.6%	£6,193,495



DISCLAIMER : This Report is **PRIVATE & CONFIDENTIAL** and it is prepared at the request of and for its use by the Subscriber only. The Subscriber shall use the contents of the Report merely as an aid to its business. Mira Inform Private Limited ("MIPL") has collated information/data in the Report, which have not been verified unless otherwise specifically mentioned in the Report. The Subscriber shall independently verify the accuracy and correctness of the information/data before in any way acting upon the same. MIPL shall not be liable for any harm, injury, loss or damage caused to the Subscriber due to default by the Subscriber's debtors/beneficiaries in fulfilling their obligations of any nature whatsoever. This Report or any of its portion shall not be used as a documentary evidence or otherwise before any investigative agencies or forum of law. This Report is confidential and proprietary to MIPL. The Subscriber and/or any other person(s) may not reproduce, publish or disclose any of the contents of the Report to others without the express authorization of MIPL. This Report is prepared and issued to the Subscriber without any risk, responsibility or liability on the part of MIPL or its officials.

	Reserve									
	Revaluation Reserve	-	-	-	-	-	-	-	-	-
	Sundry Reserves	£1,690,000	-	£1,690,000	-	£1,690,000	-	£1,690,000	-	£1,690,000
	Shareholder Funds	£11,746,269	2.2%	£11,495,087	-0.9%	£11,595,897	15.9%	£10,002,973	25.3%	£7,983,495

OTHER FINANCIAL ITEMS

	Date Of Accounts	31/12/16	(%)	31/12/15	(%)	31/12/14	(%)	31/12/13	(%)	31/12/12
	Net Worth	£11,746,269	2.2%	£11,495,087	-0.9%	£11,595,897	15.9%	£10,002,973	25.3%	£7,983,495
	Working Capital	£9,758,285	3.1%	£9,462,528	-0.6%	£9,521,722	20.4%	£7,909,438	34.3%	£5,888,839
	Total Assets	£15,374,211	5%	£14,645,333	-1%	£14,795,433	4.7%	£14,127,475	13.6%	£12,430,997
	Total Liabilities	£3,627,942	15.2%	£3,150,246	-1.5%	£3,199,536	-22.4%	£4,124,502	-7.3%	£4,447,502
	Net Assets	£11,746,269	2.2%	£11,495,087	-0.9%	£11,595,897	15.9%	£10,002,973	25.3%	£7,983,495















MISCELLANEOUS

	Date Of Accounts	31/12/16	(%)	31/12/15	(%)	31/12/14	(%)	31/12/13	(%)	31/12/12
	Contingent Liability	NO	-	NO	-	NO	-	NO	-	NO
	Capital Employed	£11,803,235	1.9%	£11,583,301	-0.5%	£11,646,315	16.4%	£10,003,408	25.3%	£7,983,495
	Number of Employees	144	-4.6%	151	-	151	-1.9%	154	-	154
	Accountants									
	Auditors	BDO LLP								

DISCLAIMER : This Report is **PRIVATE & CONFIDENTIAL** and it is prepared at the request of and for its use by the Subscriber only. The Subscriber shall use the contents of the Report merely as an aid to its business. Mira Inform Private Limited ("MIPL") has collated information/data in the Report, which have not been verified unless otherwise specifically mentioned in the Report. The Subscriber shall independently verify the accuracy and correctness of the information/data before in any way acting upon the same. MIPL shall not be liable for any harm, injury, loss or damage caused to the Subscriber due to default by the Subscriber's debtors/beneficiaries in fulfilling their obligations of any nature whatsoever. This Report or any of its portion shall not be used as a documentary evidence or otherwise before any investigative agencies or forum of law. This Report is confidential and proprietary to MIPL. The Subscriber and/or any other person(s) may not reproduce, publish or disclose any of the contents of the Report to others without the express authorization of MIPL. This Report is prepared and issued to the Subscriber without any risk, responsibility or liability on the part of MIPL or its officials.

Auditor Comments	The audit report contains no adverse comments
Bankers	NATIONAL WESTMINSTER BANK PLC
Bank Branch Code	56-00-36

RATIOS

Date Of Accounts	31/12/16	31/12/15	31/12/14	31/12/13	31/12/12
 Pre-tax profit margin %	15.62	16.24	22.15	24.10	20.38
 Current ratio	3.73	4.09	4.02	2.92	2.32
 Sales/Net Working Capital	2.73	2.64	2.80	3.47	4.38
 Gearing %	0.60	0.90	0.50	1.60	9.50
 Equity in %	76.40	78.50	78.40	70.80	64.20
 Creditor Days	24.79	26.23	22.01	28.21	30.12
 Debtor Days	57.91	35.96	40.37	28.28	43.13
 Liquidity/Acid Test	2.08	1.55	1.74	1.26	1.36
 Return On Capital Employed %	35.27	35.06	50.78	66.03	65.77
 Return On Total Assets Employed %	27.08	27.73	39.97	46.76	42.24
 Current Debt Ratio	0.30	0.26	0.27	0.41	0.55
 Total Debt Ratio	0.30	0.27	0.27	0.41	0.55
 Stock Turnover Ratio %	22.09	31.04	26.85	24.93	16.49
 Return on Net Assets Employed %	35.44	35.33	51	66.04	65.77

REPORT NOTES

There are no notes to display.

STATUS HISTORY

No Status History found

DISCLAIMER : This Report is **PRIVATE & CONFIDENTIAL** and it is prepared at the request of and for its use by the Subscriber only. The Subscriber shall use the contents of the Report merely as an aid to its business. Mira Inform Private Limited ("MIPL") has collated information/data in the Report, which have not been verified unless otherwise specifically mentioned in the Report. The Subscriber shall independently verify the accuracy and correctness of the information/data before in any way acting upon the same. MIPL shall not be liable for any harm, injury, loss or damage caused to the Subscriber due to default by the Subscriber's debtors/beneficiaries in fulfilling their obligations of any nature whatsoever. This Report or any of its portion shall not be used as a documentary evidence or otherwise before any investigative agencies or forum of law. This Report is confidential and proprietary to MIPL. The Subscriber and/or any other person(s) may not reproduce, publish or disclose any of the contents of the Report to others without the express authorization of MIPL. This Report is prepared and issued to the Subscriber without any risk, responsibility or liability on the part of MIPL or its officials.

EVENT HISTORY

Date	Description
11/07/2018	Confirmation Statement
21/10/2017	Confirmation Statement
20/10/2017	Mr G.R. Beaumont has left the board
11/09/2017	Mr G.R. Beaumont has resigned as company secretary
11/09/2017	New Company Secretary Mr D.S. Henry appointed
25/07/2017	Payment Data Update Received
24/07/2017	New Accounts Filed
24/07/2017	New Accounts Filed
13/07/2017	Mr A. Bates has left the board
01/06/2017	Payment Data Update Received
28/03/2017	Payment Data Update Received
23/03/2017	Payment Data Update Received
15/03/2017	Payment Data Update Received
08/03/2017	Payment Data Update Received
28/02/2017	Payment Data Update Received

PREVIOUS COMPANY NAMES

Date	Previous Name
28/11/1994	KLINGER MACMICHAEL LIMITED
16/06/1994	MACMICHAEL GASKETS LIMITED

WRIT DETAILS

No writs found

STATISTICS

Group	3 companies
Linkages	0 companies
Countries	In 0 countries

DISCLAIMER : This Report is **PRIVATE & CONFIDENTIAL** and it is prepared at the request of and for its use by the Subscriber only. The Subscriber shall use the contents of the Report merely as an aid to its business. Mira Inform Private Limited ("MIPL") has collated information/data in the Report, which have not been verified unless otherwise specifically mentioned in the Report. The Subscriber shall independently verify the accuracy and correctness of the information/data before in any way acting upon the same. MIPL shall not be liable for any harm, injury, loss or damage caused to the Subscriber due to default by the Subscriber's debtors/beneficiaries in fulfilling their obligations of any nature whatsoever. This Report or any of its portion shall not be used as a documentary evidence or otherwise before any investigative agencies or forum of law. This Report is confidential and proprietary to MIPL. The Subscriber and/or any other person(s) may not reproduce, publish or disclose any of the contents of the Report to others without the express authorization of MIPL. This Report is prepared and issued to the Subscriber without any risk, responsibility or liability on the part of MIPL or its officials.

SUMMARY

Holding Company	KLINGER HOLDINGS LIMITED
Ownership Status	Wholly Owned
Ultimate Holding Company	KLINGER HOLDING GMBH

GROUP STRUCTURE FULL

Company Name	Registered Number	Latest Key Financials	Consol. Accounts	Turnover
KLINGER HOLDING GMBH	N/A	-	-	
KLINGER HOLDINGS LIMITED	02729611	31.12.2016	N	
KLINGER LIMITED	01021936	31.12.2016	N	£26,657,894

MORTGAGE DETAILS

Mortgage Type:	DEBENTURE
Date Charge Created:	14/04/10
Date Charge Registered:	20/04/10
Date Charge Satisfied:	-
Status:	OUTSTANDING
Person(s) Entitled:	HSBC BANK PLC
Amount Secured:	ALL MONIES DUE OR TO BECOME DUE FROM THE COMPANY TO THE CHARGE ON ANY ACCOUNT WHATSOEVER
Details:	FIXED AND FLOATING CHARGE OVER THE UNDERTAKING AND ALL PROPERTY AND ASSETS PRESENT AND FUTURE, INCLUDING GOODWILL, BOOKDEBTS, UNCALLED CAPITAL, BUILDINGS, FIXTURES, FIXED PLANT & MACHINERY
Mortgage Type:	MORTGAGE DEBENTURE
Date Charge Created:	23/02/00
Date Charge Registered:	10/03/00
Date Charge Satisfied:	07/02/13
Status:	SATISFIED
Person(s) Entitled:	NATIONAL WESTMINSTER BANK PLC
Amount Secured:	
Details:	A SPECIFIC EQUITABLE CHARGE OVER ALL FREEHOLD AND LEASEHOLD PROPERTIES AND/OR THE PROCEEDS OF SALE THEREOF FIXED AND FLOATING CHARGES OVER UNDERTAKING AND ALL PROPERTY AND ASSETS PRESENT AND FUTURE INCLUDING GOODWILL

DISCLAIMER : This Report is **PRIVATE & CONFIDENTIAL** and it is prepared at the request of and for its use by the Subscriber only. The Subscriber shall use the contents of the Report merely as an aid to its business. Mira Inform Private Limited ("MIPL") has collated information/data in the Report, which have not been verified unless otherwise specifically mentioned in the Report. The Subscriber shall independently verify the accuracy and correctness of the information/data before in any way acting upon the same. MIPL shall not be liable for any harm, injury, loss or damage caused to the Subscriber due to default by the Subscriber's debtors/beneficiaries in fulfilling their obligations of any nature whatsoever. This Report or any of its portion shall not be used as a documentary evidence or otherwise before any investigative agencies or forum of law. This Report is confidential and proprietary to MIPL. The Subscriber and/or any other person(s) may not reproduce, publish or disclose any of the contents of the Report to others without the express authorization of MIPL. This Report is prepared and issued to the Subscriber without any risk, responsibility or liability on the part of MIPL or its officials.

BOOKDEBTS AND THE BENEFITS OF ANY LICENCES			
Mortgage Type:	COMPOSITE GUARANTEE AND DEBENTURE		
Date Charge Created:	30/09/97		
Date Charge Registered:	02/10/97		
Date Charge Satisfied:	22/01/00		
Status:	SATISFIED		
Person(s) Entitled:	CREDITANSTALT-BANKVEREIN, LONDON BRANCH		
Amount Secured:	ALL MONIES DUE OR TO BECOME DUE FROM THE COMPANY TO THE CHARGEES ON ANY ACCOUNT WHATSOEVER		
Details:	(INCLUDING TRADE FIXTURES) FIXED AND FLOATING CHARGES OVER THE UNDERTAKING AND ALL PROPERTY AND ASSETS PRESENT AND FUTURE INCLUDING GOODWILL BOOKDEBTS UNCALLED CAPITAL BUILDINGS FIXTURES FIXED PLANT AND MACHINERY		
Mortgage Type:	MORTGAGE DEBENTURE		
Date Charge Created:	08/08/95		
Date Charge Registered:	29/08/95		
Date Charge Satisfied:	23/12/96		
Status:	SATISFIED		
Person(s) Entitled:	NATIONAL WESTMINSTER BANK PLC		
Amount Secured:	ALL MONIES DUE OR TO BECOME DUE FROM THE COMPANY TO THE CHARGEES ON ANY ACCOUNT WHATSOEVER		
Details:	A SPECIFIC EQUITABLE CHARGE OVER ALL FREEHOLD AND LEASEHOLD PROPERTIES AND/OR THE PROCEEDS OF SALE THEREOF FIXED AND FLOATING CHARGES OVER UNDERTAKING AND ALL PROPERTY AND ASSETS PRESENT AND FUTURE INCLUDING GOODWILL BOOKDEBTS AND THE BENEFITS OF ANY LICENCES		

PREVIOUS DIRECTOR/COMPANY SECRETARIES

Name	Current Active Appointments	Previous Appointments	Dissolved Companies
Leslie Donald Wilson	0	1	5
Pauline Anne Berry	0	1	1
Richard Rhys Thomas	0	3	0
Allan Stewart Cook	1	3	2
Graham Robert Beaumont	2	4	5
Graham Robert Beaumont	2	4	5
Thomas Klinger-Lohr	0	2	2
Norman Cook	0	1	1
Friedrich Ferdinand Muhlenbruch	0	1	1
Alan Bates	0	2	1
Total Persons With Significant Control	1	Total Statements	1
Active	1	Active	0

DISCLAIMER : This Report is **PRIVATE & CONFIDENTIAL** and it is prepared at the request of and for its use by the Subscriber only. The Subscriber shall use the contents of the Report merely as an aid to its business. Mira Inform Private Limited ("MIPL") has collated information/data in the Report, which have not been verified unless otherwise specifically mentioned in the Report. The Subscriber shall independently verify the accuracy and correctness of the information/data before in any way acting upon the same. MIPL shall not be liable for any harm, injury, loss or damage caused to the Subscriber due to default by the Subscriber's debtors/beneficiaries in fulfilling their obligations of any nature whatsoever. This Report or any of its portion shall not be used as a documentary evidence or otherwise before any investigative agencies or forum of law. This Report is confidential and proprietary to MIPL. The Subscriber and/or any other person(s) may not reproduce, publish or disclose any of the contents of the Report to others without the express authorization of MIPL. This Report is prepared and issued to the Subscriber without any risk, responsibility or liability on the part of MIPL or its officials.

Ceased	0	Ceased	1
--------	---	--------	---

ACTIVE PERSONS WITH SIGNIFICANT CONTROL

Name	Klinger Holdings Limited (02729611)	Kind	Corporate Entity With Significant Control
Address	The Klinger Building Wharfedale Road, Euroway Trading Estate, Bradford, West Yorkshire	Notified On	06/04/2016
Post Code	-	Legal Form	Limited Company
Authority	Companies Act 2006	Place Registered	-
Country Registered	-	Registration Number	-
Nature Of Control	Ownership of shares - above 75%		

CEASED PERSONS WITH SIGNIFICANT CONTROL

No Ceased Persons With Significant Control To Display

ACTIVE STATEMENTS

No Active Statements To Display

CEASED STATEMENTS

Statement	The company knows or has reasonable cause to believe that there is no registrable person or registrable relevant legal entity in relation to the company		
Notified On	11/10/2016	Ceased On	11/10/2016

FOREIGN EXCHANGE RATES

Currency	Unit	Indian Rupees
US Dollar	1	INR 70.93
UK Pound	1	INR 92.35
Euro	1	INR 82.84
GBP	1	INR 91.85

Note : Above are approximate rates obtained from sources believed to be correct

INFORMATION DETAILS

Analysis Done by :	NIS
Report Prepared by :	TRU

DISCLAIMER : This Report is **PRIVATE & CONFIDENTIAL** and it is prepared at the request of and for its use by the Subscriber only. The Subscriber shall use the contents of the Report merely as an aid to its business. Mira Inform Private Limited ("MIPL") has collated information/data in the Report, which have not been verified unless otherwise specifically mentioned in the Report. The Subscriber shall independently verify the accuracy and correctness of the information/data before in any way acting upon the same. MIPL shall not be liable for any harm, injury, loss or damage caused to the Subscriber due to default by the Subscriber's debtors/beneficiaries in fulfilling their obligations of any nature whatsoever. This Report or any of its portion shall not be used as a documentary evidence or otherwise before any investigative agencies or forum of law. This Report is confidential and proprietary to MIPL. The Subscriber and/or any other person(s) may not reproduce, publish or disclose any of the contents of the Report to others without the express authorization of MIPL. This Report is prepared and issued to the Subscriber without any risk, responsibility or liability on the part of MIPL or its officials.

RATING EXPLANATIONS

Credit Rating	Explanation	Rating Comments
A++	Minimum Risk	Business dealings permissible with minimum risk of default
A+	Low Risk	Business dealings permissible with low risk of default
A	Acceptable Risk	Business dealings permissible with moderate risk of default
B	Medium Risk	Business dealings permissible on a regular monitoring basis
C	Medium High Risk	Business dealings permissible preferably on secured basis
D	High Risk	Business dealing not recommended or on secured terms only
NB	New Business	No recommendation can be done due to business in infancy stage
NT	No Trace	No recommendation can be done as the business is not traceable

NB is stated where there is insufficient information to facilitate rating. However, it is not to be considered as unfavourable.

This score serves as a reference to assess SC's credit risk and to set the amount of credit to be extended. It is calculated from a composite of weighted scores obtained from each of the major sections of this report. The assessed factors are as follows:

- Financial condition covering various ratios
- Company background and operations size
- Promoters / Management background
- Payment record
- Litigation against the subject
- Industry scenario / competitor analysis
- Supplier / Customer / Banker review (wherever available)