

MIRA INFORM REPORT

Report No. :	528022
Report Date :	01.09.2018

IDENTIFICATION DETAILS

Name :	LONE STAR LEEDS LIMITED
Formerly Known As :	LONE STAR LWD PRECISION ENGINEERING LTD
Registered Office :	Universal Point Steelmans Roadwednesburywest Midlandsws10 9uz
Country :	United Kingdom
Financials (as on) :	31.12.2016
Date of Incorporation :	28.10.1941
Com. Reg. No.:	00370279
Legal Form :	Private limited with Share Capital
Line of Business :	The manufacture of precision components for the petrochemical and engineering industry and various types of electro plating and specialist surface treatments.
No. of Employees :	86

RATING & COMMENTS

(Mira Inform has adopted New Rating mechanism w.e.f. 23rd January 2017)

MIRA's Rating :

A

Credit Rating	Explanation	Rating Comments
A	Acceptable Risk	Business dealings permissible with moderate risk of default

Status :	Satisfactory
Payment Behaviour :	No Complaints
Litigation :	Clear

NOTES:

Any query related to this report can be made on e-mail: while quoting report number, name and date.

ECGC Country Risk Classification List

Country Name	Previous Rating (31.12.2017)	Current Rating (01.04.2018)
United Kingdom	A1	A1

Risk Category	ECGC Classification
Insignificant	A1
Low Risk	A2
Moderately Low Risk	B1
Moderate Risk	B2
Moderately High Risk	C1
High Risk	C2
Very High Risk	D

UNITED KINGDOM - ECONOMIC OVERVIEW

The UK, a leading trading power and financial center, is the third largest economy in Europe after Germany and France. Agriculture is intensive, highly mechanized, and efficient by European standards, producing about 60% of food needs with less than 2% of the labor force. The UK has large coal, natural gas, and oil resources, but its oil and natural gas reserves are declining; the UK has been a net importer of energy since 2005. Services, particularly banking, insurance, and business services, are key drivers of British GDP growth. Manufacturing, meanwhile, has declined in importance but still accounts for about 10% of economic output.

In 2008, the global financial crisis hit the economy particularly hard, due to the importance of its financial sector. Falling home prices, high consumer debt, and the global economic slowdown compounded the UK's economic problems, pushing the economy into recession in the latter half of 2008 and prompting the then BROWN (Labour) government to implement a number of measures to stimulate the economy and stabilize the financial markets. Facing burgeoning public deficits and debt levels, in 2010 the then CAMERON-led coalition government (between Conservatives and Liberal Democrats) initiated an austerity program, which has continued under the Conservative government. However, the deficit still remains one of the highest in the G7, standing at 3.6% of GDP as of 2017, and the UK has pledged to lower its corporation tax from 20% to 17% by 2020. The UK had a debt burden of 90.4% GDP at the end of 2017.

The UK economy has begun to slow since the referendum vote to leave the EU in June 2016. A sustained depreciation of the British pound has increased consumer and producer prices, weighing on consumer spending without spurring a meaningful increase in exports. The UK has an extensive trade relationship with other EU members through its single market membership, and economic observers have warned the exit will jeopardize its position as the central location for European financial services. Prime Minister MAY is seeking a new "deep and special" trade relationship with the EU following the UK's exit. However, economists doubt that the UK will be able to preserve the benefits of EU membership without the obligations. The UK is expected to officially leave the EU by the end of March 2019.

Source : CIA

COMPANY NAME AND ADDRESS

Company Name: **LONE STAR LEEDS LIMITED**
Company No: **00370279**
Company Status: **Active - Accounts Filed**
Registered Address: **UNIVERSAL POINT STEELMANS ROAD WEDNESBURY WEST MIDLANDS WS10 9UZ**

COMPANY SUMMARY

Registered Address UNIVERSAL POINT STEELMANS ROAD, WEDNESBURY, WEST MIDLANDS, WS10 9UZ
Trading Address Universal Point, Steelmans Road, Wednesbury, West Midlands WS10 9UZ
Website Address <http://www.lonestargroup.com>
Telephone Number --
Fax Number --
TPS --
FPS Yes
Incorporation Date 28/10/1941
Previous Name LONE STAR LWD PRECISION ENGINEERING LTD
Type Private limited with Share Capital
FTSE Index --
Date of Change 10/04/2013
Filing Date of Accounts 26/09/2017
Currency GBP
Share Capital £15,000
SIC07 32990
Charity Number --
SIC07 Description OTHER MANUFACTURING N.E.C.
Principal Activity The manufacture of precision components for the petrochemical and engineering industry and various types of electro plating and specialist surface treatments.

ADDITIONAL INFORMATION

CCJ's 0 (£0)

No CCJ Information To Display

Ultimate Holding Company LSP HOLDING
Accountant -
Mortgages 7
Group 21 companies
Linkages 0 companies
Countries In 0 countries

DISCLAIMER : This Report is **PRIVATE & CONFIDENTIAL** and it is prepared at the request of and for its use by the Subscriber only. The Subscriber shall use the contents of the Report merely as an aid to its business. Mira Inform Private Limited ("MIPL") has collated information/data in the Report, which have not been verified unless otherwise specifically mentioned in the Report. The Subscriber shall independently verify the accuracy and correctness of the information/data before in any way acting upon the same. MIPL shall not be liable for any harm, injury, loss or damage caused to the Subscriber due to default by the Subscriber's debtors/beneficiaries in fulfilling their obligations of any nature whatsoever. This Report or any of its portion shall not be used as a documentary evidence or otherwise before any investigative agencies or forum of law. This Report is confidential and proprietary to MIPL. The Subscriber and/or any other person(s) may not reproduce, publish or disclose any of the contents of the Report to others without the express authorization of MIPL. This Report is prepared and issued to the Subscriber without any risk, responsibility or liability on the part of MIPL or its officials.

KEY FINANCIALS

Year to Date	Turnover	Pre Tax Profit	Shareholder's Funds	Employees
31/12/2016	£8,503,000	£41,000	£7,034,000	86
31/12/2015	£14,184,000	£1,199,000	£6,842,000	122
31/12/2014	£17,892,000	£2,046,000	£5,643,000	141

MORTGAGE SUMMARY

Total Mortgage	7
Outstanding	1
Satisfied	6

TRADE DEBTORS / BAD DEBT SUMMARY

Total Number of Documented Trade	0
Total Value of Documented Trade	£0
Commentary	

This company has been treated as a Medium company in respect of the rating/limit generated.
This company's ratio of total liabilities to total assets indicates the presence of moderate equity funding.
This company's return on total assets employed ratio indicates a relatively efficient use of assets.
This company has made late payments on a medium percentage of invoices.
The company has more cash than short term bank borrowings.
This company trades in an industry with a lower level of corporate failures.

CCJ

Total Number of Exact CCJs -	0	Total Value of Exact CCJs -	
Total Number of Possible CCJs -	0	Total Value of Possible CCJs -	
Total Number of Satisfied CCJs -	0	Total Value of Satisfied CCJs -	
Total Number of Writs -	-		

Total Current Directors	5	Total Current Secretaries	1
Total Previous Directors / Company Secretaries	19	Total Person's With Significant Control	1

DISCLAIMER : This Report is **PRIVATE & CONFIDENTIAL** and it is prepared at the request of and for its use by the Subscriber only. The Subscriber shall use the contents of the Report merely as an aid to its business. Mira Inform Private Limited ("MIPL") has collated information/data in the Report, which have not been verified unless otherwise specifically mentioned in the Report. The Subscriber shall independently verify the accuracy and correctness of the information/data before in any way acting upon the same. MIPL shall not be liable for any harm, injury, loss or damage caused to the Subscriber due to default by the Subscriber's debtors/beneficiaries in fulfilling their obligations of any nature whatsoever. This Report or any of its portion shall not be used as a documentary evidence or otherwise before any investigative agencies or forum of law. This Report is confidential and proprietary to MIPL. The Subscriber and/or any other person(s) may not reproduce, publish or disclose any of the contents of the Report to others without the express authorization of MIPL. This Report is prepared and issued to the Subscriber without any risk, responsibility or liability on the part of MIPL or its officials.

CURRENT DIRECTORS

Title	Mr	Function	Director
Name	Craig Hebden	Nationality	British
Date of Birth	02/1969	Present Appointments	3
Latest Address	Universal Point Steelmans Road, Wednesbury, West Midlands	Appointment Date	09/03/2007
Post Code	WS10 9UZ		
Title	Mr	Function	Director
Name	Stewart Paul Whiteman	Nationality	British
Date of Birth	11/1969	Present Appointments	2
Latest Address	Universal Point Steelmans Road, Wednesbury, West Midlands	Appointment Date	12/02/2007
Post Code	WS10 9UZ		
Title	Mr	Function	Director
Name	Jonathan Duncan Collinge	Nationality	British
Date of Birth	01/1963	Present Appointments	1
Latest Address	Universal Point Steelmans Road, Wednesbury, West Midlands	Appointment Date	01/04/2009
Post Code	WS10 9UZ		
Title	Mr	Function	Director
Name	Steven John Diamond	Nationality	British
Date of Birth	01/1966	Present Appointments	20
Latest Address	Universal Point Steelmans Road, Wednesbury, West Midlands	Appointment Date	02/05/2013
Post Code	WS10 9UZ		
Title	Mr	Function	Director
Name	Santosh Mathilakath	Nationality	Indian
Date of Birth	05/1969	Present Appointments	20
Latest Address	Universal Point Steelmans Road, Wednesbury, West Midlands	Appointment Date	03/02/2014
Post Code	WS10 9UZ		

CURRENT COMPANY SECRETARY

Title	Mr	Function	Company Secretary
Name	Philip James Lawton	Nationality	British
Date of Birth	-	Present Appointments	12










DISCLAIMER : This Report is **PRIVATE & CONFIDENTIAL** and it is prepared at the request of and for its use by the Subscriber only. The Subscriber shall use the contents of the Report merely as an aid to its business. Mira Inform Private Limited ("MIPL") has collated information/data in the Report, which have not been verified unless otherwise specifically mentioned in the Report. The Subscriber shall independently verify the accuracy and correctness of the information/data before in any way acting upon the same. MIPL shall not be liable for any harm, injury, loss or damage caused to the Subscriber due to default by the Subscriber's debtors/beneficiaries in fulfilling their obligations of any nature whatsoever. This Report or any of its portion shall not be used as a documentary evidence or otherwise before any investigative agencies or forum of law. This Report is confidential and proprietary to MIPL. The Subscriber and/or any other person(s) may not reproduce, publish or disclose any of the contents of the Report to others without the express authorization of MIPL. This Report is prepared and issued to the Subscriber without any risk, responsibility or liability on the part of MIPL or its officials.

Latest Address	Universal Point Steelmans Road, Wednesbury, West Midlands	Appointment Date	08/02/2008
Post Code	WS10 9UZ		







TOP SHAREHOLDERS

Name	Currency	Share Count	Share Type	Nominal Value	% of Total Share Count
LONE STAR HOLDINGS UK LTD	GBP	15,000	ORDINARY	1	100











PROFIT & LOSS

	Date Of Accounts	31/12/16	(%)	31/12/15	(%)	31/12/14	(%)	31/12/13	(%)	31/12/12
	Weeks	52	(%)	52	(%)	52	(%)	52	(%)	52
	Currency	GBP	(%)	GBP	(%)	GBP	(%)	GBP	(%)	GBP
	Consolidated A/cs	N	(%)	N	(%)	N	(%)	N	(%)	N
	Turnover	£8,503,000	- 40.1%	£14,184,000	- 20.7%	£17,892,000	18.1%	£15,155,000	78%	£8,516,000
	Export	£3,580,000	- 35.7%	£5,567,000	4.6%	£5,324,000	- 4.2%	£5,557,000	86%	£2,987,000
	Cost of Sales	£6,798,000	- 36.7%	£10,735,000	- 19.5%	£13,342,000	20.1%	£11,105,000	66.3%	£6,677,000
	Gross Profit	£1,705,000	- 50.6%	£3,449,000	- 24.2%	£4,550,000	12.3%	£4,050,000	120.2%	£1,839,000
	Wages & Salaries	£2,653,000	- 29.4%	£3,756,000	- 19.4%	£4,660,000	12.9%	£4,126,000	40.3%	£2,940,000
	Directors Emoluments	£179,000	- 22.5%	£231,000	- 12.8%	£265,000	- 15.3%	£313,000	38.5%	£226,000
	Operating Profit	-£33,000	- 102.8%	£1,199,000	- 41.4%	£2,046,000	49.2%	£1,371,000	314.2%	£331,000
	Depreciation	£249,000	- 13.5%	£288,000	- 14.8%	£338,000	- 0.9%	£341,000	10%	£310,000
	Audit Fees	£24,000	-4%	£25,000	-	£25,000	13.6%	£22,000	37.5%	£16,000








DISCLAIMER : This Report is **PRIVATE & CONFIDENTIAL** and it is prepared at the request of and for its use by the Subscriber only. The Subscriber shall use the contents of the Report merely as an aid to its business. Mira Inform Private Limited ("MIPL") has collated information/data in the Report, which have not been verified unless otherwise specifically mentioned in the Report. The Subscriber shall independently verify the accuracy and correctness of the information/data before in any way acting upon the same. MIPL shall not be liable for any harm, injury, loss or damage caused to the Subscriber due to default by the Subscriber's debtors/beneficiaries in fulfilling their obligations of any nature whatsoever. This Report or any of its portion shall not be used as a documentary evidence or otherwise before any investigative agencies or forum of law. This Report is confidential and proprietary to MIPL. The Subscriber and/or any other person(s) may not reproduce, publish or disclose any of the contents of the Report to others without the express authorization of MIPL. This Report is prepared and issued to the Subscriber without any risk, responsibility or liability on the part of MIPL or its officials.

	Interest Payments	-	-	-	-	-	-	-	-	100%	£3,000
	Pre Tax Profit	£41,000	-96.6%	£1,199,000	-41.4%	£2,046,000	49.2%	£1,371,000	318%		£328,000
	Taxation	£151,000	-	-	-100%	£3,000	-95.5%	£67,000	131%		£29,000
	Profit After Tax	£192,000	-84%	£1,199,000	-41.5%	£2,049,000	42.5%	£1,438,000	302.8%		£357,000
	Dividends Payable	-	-	-	-	-	-100%	£1,800,000	-		-
	Retained Profit	£192,000	-84%	£1,199,000	-41.5%	£2,049,000	666%	-£362,000	-201.4%		£357,000






BALANCE SHEET

	Date Of Accounts	31/12/16	(%)	31/12/15	(%)	31/12/14	(%)	31/12/13	(%)	31/12/12
	Tangible Assets	£3,657,000	249%	£1,048,000	-10.4%	£1,169,000	-18.2%	£1,429,000	56%	£916,000
	Intangible Assets	0	-	0	-	0	-	0	-	0
	Total Fixed Assets	£3,657,000	249%	£1,048,000	-10.4%	£1,169,000	-18.2%	£1,429,000	56%	£916,000
	Stock	£2,644,000	8%	£2,448,000	-21.1%	£3,104,000	-3.5%	£3,215,000	67.3%	£1,922,000
	Trade Debtors	£1,600,000	-35.2%	£2,471,000	-40.7%	£4,168,000	20.7%	£3,452,000	43.1%	£2,413,000
	Cash	£3,309,000	35.9%	£2,435,000	-8.4%	£2,658,000	139.2%	£1,111,000	-0.7%	£1,119,000
	Other Debtors	£585,000	-78.3%	£2,700,000	560.1%	£409,000	21.4%	£337,000	114.6%	£157,000
	Miscellaneous Current Assets	0	-	0	-	0	-	0	-	0
	Total Current Assets	£8,138,000	-19.1%	£10,054,000	-2.8%	£10,339,000	27.4%	£8,115,000	44.6%	£5,611,000
	Trade Creditors	£2,084,000	42.1%	£1,467,000	-45.4%	£2,685,000	7.1%	£2,507,000	16.9%	£2,145,000

DISCLAIMER : This Report is **PRIVATE & CONFIDENTIAL** and it is prepared at the request of and for its use by the Subscriber only. The Subscriber shall use the contents of the Report merely as an aid to its business. Mira Inform Private Limited ("MIPL") has collated information/data in the Report, which have not been verified unless otherwise specifically mentioned in the Report. The Subscriber shall independently verify the accuracy and correctness of the information/data before in any way acting upon the same. MIPL shall not be liable for any harm, injury, loss or damage caused to the Subscriber due to default by the Subscriber's debtors/beneficiaries in fulfilling their obligations of any nature whatsoever. This Report or any of its portion shall not be used as a documentary evidence or otherwise before any investigative agencies or forum of law. This Report is confidential and proprietary to MIPL. The Subscriber and/or any other person(s) may not reproduce, publish or disclose any of the contents of the Report to others without the express authorization of MIPL. This Report is prepared and issued to the Subscriber without any risk, responsibility or liability on the part of MIPL or its officials.






	Bank Loans & Overdrafts	0	-	0	-	0	-	0	-	0
	Other Short Term Finance	£2,537,000	2.1%	£2,485,000	-7.9%	£2,699,000	-11.8%	£3,059,000	999.9%	£160,000
	Miscellaneous Current Liabilities	£140,000	-54.5%	£308,000	-36%	£481,000	26.2%	£381,000	104.8%	£186,000
	Total Current Liabilities	£4,761,000	11.8%	£4,260,000	-27.4%	£5,865,000	-1.4%	£5,947,000	138.7%	£2,491,000
	Bank Loans & Overdrafts and LTL	0	-	0	-	0	-100%	£3,000	-96.3%	£80,000
	Other Long Term Finance	0	-	0	-	0	-	0	-	0
	Total Long Term Liabilities	0	-	0	-	0	-100%	£3,000	-96.3%	£80,000

CAPITAL & RESERVES





	Date Of Accounts	31/12/16	(%)	31/12/15	(%)	31/12/14	(%)	31/12/13	(%)	31/12/12
	Called Up Share Capital	£15,000	-	£15,000	-	£15,000	-	£15,000	-	£15,000
	P & L Account Reserve	£7,003,000	2.8%	£6,811,000	21.4%	£5,612,000	57.5%	£3,563,000	-9.2%	£3,925,000
	Revaluation Reserve	-	-	-	-	-	-	-	-	-
	Sundry Reserves	£16,000	-	£16,000	-	£16,000	-	£16,000	-	£16,000
	Shareholder Funds	£7,034,000	2.8%	£6,842,000	21.2%	£5,643,000	57%	£3,594,000	-9.2%	£3,956,000

DISCLAIMER : This Report is **PRIVATE & CONFIDENTIAL** and it is prepared at the request of and for its use by the Subscriber only. The Subscriber shall use the contents of the Report merely as an aid to its business. Mira Inform Private Limited ("MIPL") has collated information/data in the Report, which have not been verified unless otherwise specifically mentioned in the Report. The Subscriber shall independently verify the accuracy and correctness of the information/data before in any way acting upon the same. MIPL shall not be liable for any harm, injury, loss or damage caused to the Subscriber due to default by the Subscriber's debtors/beneficiaries in fulfilling their obligations of any nature whatsoever. This Report or any of its portion shall not be used as a documentary evidence or otherwise before any investigative agencies or forum of law. This Report is confidential and proprietary to MIPL. The Subscriber and/or any other person(s) may not reproduce, publish or disclose any of the contents of the Report to others without the express authorization of MIPL. This Report is prepared and issued to the Subscriber without any risk, responsibility or liability on the part of MIPL or its officials.



OTHER FINANCIAL ITEMS

	Date Of Accounts	31/12/16	(%)	31/12/15	(%)	31/12/14	(%)	31/12/13	(%)	31/12/12
	Net Worth	£7,034,000	2.8%	£6,842,000	21.2%	£5,643,000	57%	£3,594,000	-9.2%	£3,956,000
	Working Capital	£3,377,000	-41.7%	£5,794,000	29.5%	£4,474,000	106.4%	£2,168,000	-30.5%	£3,120,000
	Total Assets	£11,795,000	6.2%	£11,102,000	-3.5%	£11,508,000	20.6%	£9,544,000	46.2%	£6,527,000
	Total Liabilities	£4,761,000	11.8%	£4,260,000	-27.4%	£5,865,000	-1.4%	£5,950,000	131.4%	£2,571,000
	Net Assets	£7,034,000	2.8%	£6,842,000	21.2%	£5,643,000	57%	£3,594,000	-9.2%	£3,956,000

CASH FLOW

	Date Of Accounts	31/12/16	(%)	31/12/15	(%)	31/12/14	(%)	31/12/13	(%)	31/12/12
	Net Cashflow from Operations	-	-	-	-	-	-	-	-	-
	Net Cashflow before Financing	-	-	-	-	-	-	-	-	-
	Net Cashflow from Financing	-	-	-	-	-	-	-	-	-
	Increase in Cash	-	-	-	-	-	-	-	-	-








MISCELLANEOUS

	Date Of Accounts	31/12/16	(%)	31/12/15	(%)	31/12/14	(%)	31/12/13	(%)	31/12/12
	Contingent Liability	YES	-	YES	-	YES	-	YES	-	YES
	Capital Employed	£7,034,000	2.8%	£6,842,000	21.2%	£5,643,000	56.9%	£3,597,000	-10.9%	£4,036,000
	Number of Employees	86	-29.5%	122	-13.5%	141	11%	127	42.7%	89
	Accountant									

DISCLAIMER : This Report is **PRIVATE & CONFIDENTIAL** and it is prepared at the request of and for its use by the Subscriber only. The Subscriber shall use the contents of the Report merely as an aid to its business. Mira Inform Private Limited ("MIPL") has collated information/data in the Report, which have not been verified unless otherwise specifically mentioned in the Report. The Subscriber shall independently verify the accuracy and correctness of the information/data before in any way acting upon the same. MIPL shall not be liable for any harm, injury, loss or damage caused to the Subscriber due to default by the Subscriber's debtors/beneficiaries in fulfilling their obligations of any nature whatsoever. This Report or any of its portion shall not be used as a documentary evidence or otherwise before any investigative agencies or forum of law. This Report is confidential and proprietary to MIPL. The Subscriber and/or any other person(s) may not reproduce, publish or disclose any of the contents of the Report to others without the express authorization of MIPL. This Report is prepared and issued to the Subscriber without any risk, responsibility or liability on the part of MIPL or its officials.

ts	
Auditors	KPMG LLP
Auditor Comments	The audit report contains no adverse comments
Bankers	LLOYDS BANKING GROUP PLC
Bank Branch Code	30-00-03

RATIOS

	Date Of Accounts	31/12/16	31/12/15	31/12/14	31/12/13	31/12/12
	Pre-tax profit margin %	0.48	8.45	11.44	9.05	3.85
	Current ratio	1.71	2.36	1.76	1.36	2.25
	Sales/Net Working Capital	2.52	2.45	4	6.99	2.73
	Gearing %	0	0	0	0.10	2
	Equity in %	59.60	61.60	49	37.70	60.60
	Creditor Days	89.21	37.64	54.62	60.21	91.68
	Debtor Days	68.49	63.41	84.79	82.91	103.13
	Liquidity/Acid Test	1.15	1.78	1.23	0.82	1.48
	Return On Capital Employed %	0.58	17.52	36.25	38.11	8.12
	Return On Total Assets Employed %	0.34	10.79	17.77	14.36	5.02
	Current Debt Ratio	0.67	0.62	1.03	1.65	0.62
	Total Debt Ratio	0.67	0.62	1.03	1.65	0.64
	Stock Turnover Ratio %	31.09	17.25	17.34	21.21	22.56
	Return on Net Assets Employed %	0.58	17.52	36.25	38.14	8.29

REPORT NOTES

There are no notes to display.

STATUS HISTORY

DISCLAIMER : This Report is **PRIVATE & CONFIDENTIAL** and it is prepared at the request of and for its use by the Subscriber only. The Subscriber shall use the contents of the Report merely as an aid to its business. Mira Inform Private Limited ("MIPL") has collated information/data in the Report, which have not been verified unless otherwise specifically mentioned in the Report. The Subscriber shall independently verify the accuracy and correctness of the information/data before in any way acting upon the same. MIPL shall not be liable for any harm, injury, loss or damage caused to the Subscriber due to default by the Subscriber's debtors/beneficiaries in fulfilling their obligations of any nature whatsoever. This Report or any of its portion shall not be used as a documentary evidence or otherwise before any investigative agencies or forum of law. This Report is confidential and proprietary to MIPL. The Subscriber and/or any other person(s) may not reproduce, publish or disclose any of the contents of the Report to others without the express authorization of MIPL. This Report is prepared and issued to the Subscriber without any risk, responsibility or liability on the part of MIPL or its officials.

No Status History found

EVENT HISTORY

Date	Description
05/04/2018	Payment Data Update Received
20/03/2018	Payment Data Update Received
16/03/2018	Confirmation Statement
06/03/2018	Payment Data Update Received
03/03/2018	Payment Data Update Received
14/02/2018	Payment Data Update Received
07/10/2017	New Accounts Filed
03/10/2017	Payment Data Update Received
15/03/2017	Annual Returns
11/10/2016	New Accounts Filed
03/06/2016	Payment Data Update Received
19/04/2016	Payment Data Update Received
18/03/2016	Annual Returns
19/01/2016	New Accounts Filed
15/07/2015	Payment Data Update Received

PREVIOUS COMPANY NAMES

Date	Previous Name
10/04/2013	LONE STAR LWD PRECISION ENGINEERING LTD
26/04/2007	L.W.D.PRECISION ENGINEERING CO,LIMITED

WRIT DETAILS

No writs found

STATISTICS

Group	21 companies
Linkages	0 companies
Countries	In 0 countries

DISCLAIMER : This Report is **PRIVATE & CONFIDENTIAL** and it is prepared at the request of and for its use by the Subscriber only. The Subscriber shall use the contents of the Report merely as an aid to its business. Mira Inform Private Limited ("MIPL") has collated information/data in the Report, which have not been verified unless otherwise specifically mentioned in the Report. The Subscriber shall independently verify the accuracy and correctness of the information/data before in any way acting upon the same. MIPL shall not be liable for any harm, injury, loss or damage caused to the Subscriber due to default by the Subscriber's debtors/beneficiaries in fulfilling their obligations of any nature whatsoever. This Report or any of its portion shall not be used as a documentary evidence or otherwise before any investigative agencies or forum of law. This Report is confidential and proprietary to MIPL. The Subscriber and/or any other person(s) may not reproduce, publish or disclose any of the contents of the Report to others without the express authorization of MIPL. This Report is prepared and issued to the Subscriber without any risk, responsibility or liability on the part of MIPL or its officials.

SUMMARY

Holding Company	LONE STAR HOLDINGS UK LIMITED
Ownership Status	Wholly Owned
Ultimate Holding Company	LSP HOLDING

GROUP STRUCTURE FULL

Company Name	Registered Number	Latest Key Financials	Consol. Accounts	Turnover
☐ LSP HOLDING	B154479	31.12.2016	N	
☐ LSP HOLDING (UK) LTD	07318744	31.12.2016	Y	£147,041,000
☐ LSP INVESTCO LIMITED	10290956	31.12.2016	Y	£147,041,000
☐ HYDROBOLT GROUP HO...	06458828	31.12.2016	N	
┆ HYDROBOLT EBT LIM...	07888527	31.12.2016	N	
┆ PIPELINE PACKAGE...	08736349	31.12.2016	N	
┆ BIRMINGHAM COLDFO...	02227339	31.12.2016	N	
☐ HYDROBOLT GROUP L...	05403136	31.12.2016	N	
┆ HYDROBOLT (HOLD...	04772333	31.12.2016	N	
┆ STUDBOLT MANUFA...	04670230	31.12.2016	N	
┆ HYDROBOLT LIMITED	04334786	31.12.2016	N	£21,579,000
☐ LSP ACQUISITION (U...	07319417	31.12.2016	N	
☐ LONE STAR PRD GRO...	03278811	31.12.2016	N	
┆ TRIPLEFAST MIDD...	04487912	31.12.2016	N	£21,025,000
┆ EUROFAST PETROC...	01952397	31.12.2016	N	
☐ LONESTAR FASTEN...	01754121	31.12.2016	N	£13,803,000
┆ P.R.D. FASTEN...	05705449	31.12.2016	N	
┆ TRIPLEFAST INTE...	02460987	31.12.2016	N	
☐ LONE STAR HOLDING...	06011438	31.12.2016	N	
┆ LONE STAR GRANG...	04496581	31.12.2016	N	
┆ LONE STAR LEEDS...	00370279	31.12.2016	N	£8,503,000

MORTGAGE DETAILS

Mortgage Type:			
Date Charge Created:	31/03/14		
Date Charge Registered:	03/04/14		
Date Charge Satisfied:	-		
Status:	OUTSTANDING		
Person(s) Entitled:	GENERAL ELECTRIC CAPITAL CORPORATION;		
Amount Secured:			
Details:	CONTAINS FIXED CHARGE.CONTAINS FLOATINGCHARGE.FLOATING CHARGE COVERS ALL THE PROPERTY OR UNDERTAKING OF THE COMPANY.CONTAINS NEGATIVE PLEDGE.		
Mortgage Type:	GROUP DEBENTURE		
Date Charge Created:	31/08/10		
Date Charge Registered:	03/04/14		
Date Charge Satisfied:	-		
Status:	SATISFIED		
Person(s) Entitled:	LLOYDS TSB BANK PLC (THE "SECURITY AGENT");		
Amount Secured:			
Details:	FIXED AND FLOATING CHARGE OVER THE UNDERTAKING AND ALL PROPERTY AND ASSETS PRESENT AND FUTURE, INCLUDING GOODWILL, BOOKDEBTS, UNCALLED CAPITAL, BUILDINGS, FIXTURES, FIXED PLANT & MACHINERY SEE IMAGEFOR FULL DETAILS		
Mortgage Type:	DEBENTURE		
Date Charge Created:	11/04/07		
Date Charge Registered:	27/04/07		
Date Charge Satisfied:	02/09/10		
Status:	SATISFIED		
Person(s) Entitled:	BANK OF SCOTLAND, ACTING AS COLLATERAL AGENT FOR ITSELF AND FOR EACH OF THE LENDERS		
Amount Secured:			
Details:	FOR DETAILS OF PROPERTIES CHARGED PLEASEFIXED AND FLOATING CHARGES OVER THE UNDERTAKING AND ALL PROPERTY AND ASSETS PRESENT AND FUTURE INCLUDING GOODWILL BOOKDEBTS UNCALLED CAPITAL BUILDINGS FIXTURESFIXED PLANT AND MACHINERYSEE THE MORTGAGE CHARGE DOCUMENT FOR FULL DETAILS		
Mortgage Type:	LEGAL CHARGE		
Date Charge Created:	09/02/07		
Date Charge Registered:	23/02/07		
Date Charge Satisfied:	02/09/10		
Status:	SATISFIED		
Person(s) Entitled:	THE GOVERNOR AND COMPANY OF THE BANK OF SCOTLAND		
Amount Secured:			
Details:	PROPERTY K/A 169 ELLAND ROAD LEEDS F/H LAND UNDER T/NO\ S WYK206897 AND WYK223209FIXED CHARGE ALL BUILDINGS AND OTHER		

DISCLAIMER : This Report is **PRIVATE & CONFIDENTIAL** and it is prepared at the request of and for its use by the Subscriber only. The Subscriber shall use the contents of the Report merely as an aid to its business. Mira Inform Private Limited ("MIPL") has collated information/data in the Report, which have not been verified unless otherwise specifically mentioned in the Report. The Subscriber shall independently verify the accuracy and correctness of the information/data before in any way acting upon the same. MIPL shall not be liable for any harm, injury, loss or damage caused to the Subscriber due to default by the Subscriber's debtors/beneficiaries in fulfilling their obligations of any nature whatsoever. This Report or any of its portion shall not be used as a documentary evidence or otherwise before any investigative agencies or forum of law. This Report is confidential and proprietary to MIPL. The Subscriber and/or any other person(s) may not reproduce, publish or disclose any of the contents of the Report to others without the express authorization of MIPL. This Report is prepared and issued to the Subscriber without any risk, responsibility or liability on the part of MIPL or its officials.

	STRUCTURES FIXED TO THE PROPERTY FIXED CHARGE ANY GOODWILL RELATING TO THE PROPERTYFIXED CHARGE ALL PLANT MACHINERY AND OTHER ITEMS AFFIXED TO THE PROPERTY ASSIGNMENT OF THE RENTAL SUMS TOGETHER WITH THE BENEFIT OF ALL RIGHTS AND REMEDIES FIXED CHARGE THE PROCEEDS OF ANY CLAIM MADEUNDER INSURANCE POLICY RELATING TO THEPROPERTY FLOATING CHARGE ALL UNATTACHEDPLANT MACHINERY CHATTELS AND GOODS ON OR IN OR USED IN CONNECTION WITH THE PROPERTY OR THE BUSINESS OR UNDERTAKING AT THEPROPERTY		
Mortgage Type:	DEBENTURE		
Date Charge Created:	09/02/07		
Date Charge Registered:	21/02/07		
Date Charge Satisfied:	02/09/10		
Status:	SATISFIED		
Person(s) Entitled:	THE GOVERNOR AND COMPANY OF THE BANK OF SCOTLAND		
Amount Secured:			
Details:	FIXED AND FLOATING CHARGES OVER THE UNDERTAKING AND ALL PROPERTY AND ASSETS PRESENT AND FUTURE INCLUDING GOODWILL BOOKDEBTS UNCALLED CAPITAL BUILDINGS FIXTURESFIXED PLANT AND MACHINERYSEE THE MORTGAGECHARGE DOCUMENT FOR FULL DETAILS		
Mortgage Type:	DEBENTURE		
Date Charge Created:	09/11/05		
Date Charge Registered:	19/11/05		
Date Charge Satisfied:	10/02/07		
Status:	SATISFIED		
Person(s) Entitled:	NATIONAL WESTMINSTER BANK PLC		
Amount Secured:	ALL MONIES DUE OR TO BECOME DUE FROM THE COMPANY TO THE CHARGE ON ANY ACCOUNT WHATSOEVER		
Details:	FIXED AND FLOATING CHARGES OVER THE UNDERTAKING AND ALL PROPERTY AND ASSETS PRESENT AND FUTURE INCLUDING GOODWILL BOOKDEBTS UNCALLED CAPITAL BUILDINGS FIXTURESFIXED PLANT AND MACHINERY		
Mortgage Type:	LEGAL CHARGE		
Date Charge Created:	24/09/68		
Date Charge Registered:	27/09/68		
Date Charge Satisfied:	10/02/07		
Status:	SATISFIED		
Person(s) Entitled:	NAT. PROV. BANK LTD		
Amount Secured:	ALL MONEYS DUE ETC		
Details:	ALL LAND TOGETHER WITH ALL FIXED PLANT & FLOATING SECURITY OVER MOVEABLE PLANT & MACHINERY(SEE DOC 49 FOR FURTHER DETAILS)		

PREVIOUS DIRECTOR/COMPANY SECRETARIES

Name	Current Active Appointments	Previous Appointments	Dissolved Companies
Michael John Stock	6	38	66
Terence Victor Mason	0	21	26
Antony James Sitek	1	4	1
Christine Elizabeth Weddall	0	1	1
John Reginald Sykes	0	3	2
David Tennant	0	2	0
Terence Michael Leach	0	2	0
Bruce Legendre Ross	0	4	1
Dwayne Edward Clarke	0	4	1
James Steven Katosic	0	9	1
Peter Stein	0	9	1
Robert Anthony Brown	0	4	0
Allan Stennett	5	18	19
Norman Powell Spencer	0	2	0
Yvonne Shirley Louise Brown	0	1	0
Michael Edward Brown	0	1	3
Richard Norman Brown	0	1	0
Ian Dunkinson	1	10	1
Trevor James Swales	10	10	0
Total Persons With Significant Control	1	Total Statements	0
Active	1	Active	0
Ceased	0	Ceased	0

ACTIVE PERSONS WITH SIGNIFICANT CONTROL

Name	Lonestar Holdings Uk Limited	Kind	Corporate Entity With Significant Control
Address	Universal Point Steelmans Road, Wednesbury	Notified On	06/04/2016
Post Code	WS10 9UZ	Legal Form	Limited Company
Authority	Companies Act 2006	Place Registered	England And Wales
Country Registered	England And Wales	Registration Number	6011438
Nature Of Control	Ownership Of Shares 75 To 100 Percent, Voting Rights 75 To 100 Percent, Right To Appoint And Remove Directors		

DISCLAIMER : This Report is **PRIVATE & CONFIDENTIAL** and it is prepared at the request of and for its use by the Subscriber only. The Subscriber shall use the contents of the Report merely as an aid to its business. Mira Inform Private Limited ("MIPL") has collated information/data in the Report, which have not been verified unless otherwise specifically mentioned in the Report. The Subscriber shall independently verify the accuracy and correctness of the information/data before in any way acting upon the same. MIPL shall not be liable for any harm, injury, loss or damage caused to the Subscriber due to default by the Subscriber's debtors/beneficiaries in fulfilling their obligations of any nature whatsoever. This Report or any of its portion shall not be used as a documentary evidence or otherwise before any investigative agencies or forum of law. This Report is confidential and proprietary to MIPL. The Subscriber and/or any other person(s) may not reproduce, publish or disclose any of the contents of the Report to others without the express authorization of MIPL. This Report is prepared and issued to the Subscriber without any risk, responsibility or liability on the part of MIPL or its officials.

CEASED PERSONS WITH SIGNIFICANT CONTROL

No Ceased Persons With Significant Control To Display

ACTIVE STATEMENTS

No Active Statements To Display

CEASED STATEMENTS

No Ceased Statements To Display

Average Invoice Value	£195.21
Invoices available	129
Paid	129
Outstanding	0

Trade Payment Data is information that we collect from selected third party partners who send us information about their whole sales ledger.

	Within Terms	0-30 Days	31-60 Days	61-90 Days	91+ Days
Paid	27	82	17	3	0
Outstanding	0	0	0	0	0

FOREIGN EXCHANGE RATES

Currency	Unit	Indian Rupees
US Dollar	1	INR 70.93
UK Pound	1	INR 92.35
Euro	1	INR 82.84
GBP	1	INR 91.85

Note: Above are approximate rates obtained from sources believed to be correct

INFORMATION DETAILS

Analysis Done by :	PRA
Report Prepared by :	NIT

DISCLAIMER : This Report is **PRIVATE & CONFIDENTIAL** and it is prepared at the request of and for its use by the Subscriber only. The Subscriber shall use the contents of the Report merely as an aid to its business. Mira Inform Private Limited ("MIPL") has collated information/data in the Report, which have not been verified unless otherwise specifically mentioned in the Report. The Subscriber shall independently verify the accuracy and correctness of the information/data before in any way acting upon the same. MIPL shall not be liable for any harm, injury, loss or damage caused to the Subscriber due to default by the Subscriber's debtors/beneficiaries in fulfilling their obligations of any nature whatsoever. This Report or any of its portion shall not be used as a documentary evidence or otherwise before any investigative agencies or forum of law. This Report is confidential and proprietary to MIPL. The Subscriber and/or any other person(s) may not reproduce, publish or disclose any of the contents of the Report to others without the express authorization of MIPL. This Report is prepared and issued to the Subscriber without any risk, responsibility or liability on the part of MIPL or its officials.

RATING EXPLANATIONS

Credit Rating	Explanation	Rating Comments
A++	Minimum Risk	Business dealings permissible with minimum risk of default
A+	Low Risk	Business dealings permissible with low risk of default
A	Acceptable Risk	Business dealings permissible with moderate risk of default
B	Medium Risk	Business dealings permissible on a regular monitoring basis
C	Medium High Risk	Business dealings permissible preferably on secured basis
D	High Risk	Business dealing not recommended or on secured terms only
NB	New Business	No recommendation can be done due to business in infancy stage
NT	No Trace	No recommendation can be done as the business is not traceable

NB is stated where there is insufficient information to facilitate rating. However, it is not to be considered as unfavourable.

This score serves as a reference to assess SC's credit risk and to set the amount of credit to be extended. It is calculated from a composite of weighted scores obtained from each of the major sections of this report. The assessed factors are as follows:

- Financial condition covering various ratios
- Company background and operations size
- Promoters / Management background
- Payment record
- Litigation against the subject
- Industry scenario / competitor analysis
- Supplier / Customer / Banker review (wherever available)