

## MIRA INFORM REPORT

Report No. :	527997
Report Date :	03.09.2018

### IDENTIFICATION DETAILS

Name :	STAR MELA LIMITED
Registered Office :	100a High Street Hampton Middlesex Tw12 2st
Country :	United Kingdom
Financials (as on) :	30.06.2017
Date of Incorporation :	17.11.2005
Com. Reg. No.:	05627199
Legal Form :	Private limited with Share Capital
Line of Business :	<ul style="list-style-type: none"> <li>• Wholesale of Clothing and Footwear</li> <li>• Clothing Wholesaler</li> </ul>
No. of Employees :	3

### RATING & COMMENTS

(Mira Inform has adopted New Rating mechanism w.e.f. 23<sup>rd</sup> January 2017)

MIRA's Rating :	A
-----------------	---

Credit Rating	Explanation	Rating Comments
A	Acceptable Risk	Business dealings permissible with moderate risk of default

Status :	Good
Payment Behaviour :	Regular
Litigation :	Clear

#### NOTES :

Any query related to this report can be made on e-mail : [infodept@mirainform.com](mailto:infodept@mirainform.com) while quoting report number, name and date.

**DISCLAIMER :** This Report is **PRIVATE & CONFIDENTIAL** and it is prepared at the request of and for its use by the Subscriber only. The Subscriber shall use the contents of the Report merely as an aid to its business. Mira Inform Private Limited ("MIPL") has collated information/data in the Report, which have not been verified unless otherwise specifically mentioned in the Report. The Subscriber shall independently verify the accuracy and correctness of the information/data before in any way acting upon the same. MIPL shall not be liable for any harm, injury, loss or damage caused to the Subscriber due to default by the Subscriber's debtors/beneficiaries in fulfilling their obligations of any nature whatsoever. This Report or any of its portion shall not be used as a documentary evidence or otherwise before any investigative agencies or forum of law. This Report is confidential and proprietary to MIPL. The Subscriber and/or any other person(s) may not reproduce, publish or disclose any of the contents of the Report to others without the express authorization of MIPL. This Report is prepared and issued to the Subscriber without any risk, responsibility or liability on the part of MIPL or its officials.

**ECGC Country Risk Classification List**

Country Name	Previous Rating (31.12.2017)	Current Rating (01.04.2018)
United Kingdom	A1	A1

Risk Category	ECGC Classification
Insignificant	A1
Low Risk	A2
Moderately Low Risk	B1
Moderate Risk	B2
Moderately High Risk	C1
High Risk	C2
Very High Risk	D

### UNITED KINGDOM - ECONOMIC OVERVIEW

The UK, a leading trading power and financial center, is the third largest economy in Europe after Germany and France. Agriculture is intensive, highly mechanized, and efficient by European standards, producing about 60% of food needs with less than 2% of the labor force. The UK has large coal, natural gas, and oil resources, but its oil and natural gas reserves are declining; the UK has been a net importer of energy since 2005. Services, particularly banking, insurance, and business services, are key drivers of British GDP growth. Manufacturing, meanwhile, has declined in importance but still accounts for about 10% of economic output.

In 2008, the global financial crisis hit the economy particularly hard, due to the importance of its financial sector. Falling home prices, high consumer debt, and the global economic slowdown compounded the UK's economic problems, pushing the economy into recession in the latter half of 2008 and prompting the then BROWN (Labour) government to implement a number of measures to stimulate the economy and stabilize the financial markets. Facing burgeoning public deficits and debt levels, in 2010 the then CAMERON-led coalition government (between Conservatives and Liberal Democrats) initiated an austerity program, which has continued under the Conservative government. However, the deficit still remains one of the highest in the G7, standing at 3.6% of GDP as of 2017, and the UK has pledged to lower its corporation tax from 20% to 17% by 2020. The UK had a debt burden of 90.4% GDP at the end of 2017.

The UK economy has begun to slow since the referendum vote to leave the EU in June 2016. A sustained depreciation of the British pound has increased consumer and producer prices, weighing on consumer spending without spurring a meaningful increase in exports. The UK has an extensive trade relationship with other EU members through its single market membership, and economic observers have warned the exit will jeopardize its position as the central location for European financial services. Prime Minister MAY is seeking a new "deep and special" trade relationship with the EU following the UK's exit. However, economists doubt that the UK will be able to preserve the benefits of EU membership without the obligations. The UK is expected to officially leave the EU by the end of March 2019.

Source : CIA

## **COMPANY NAME AND ADDRESS**

Company Name: **STAR MELA LIMITED**  
Company No: **05627199**  
Registered Address: **100A HIGH STREET HAMPTON MIDDLESEX TW12 2ST**

## **COMPANY SUMMARY**

**Registered Address** 100A HIGH STREET  
HAMPTON  
MIDDLESEX  
TW12 2ST

**Trading Address** 100A High Street  
Hampton  
Middlesex  
TW12 2ST

**Website Address** <http://www.starmela.com>

**Telephone Number** 02077360505

**Fax Number**

**TPS** No

**FPS** Yes

**Incorporation Date** 17/11/2005

**Previous Name**

**Type** Private limited with Share Capital

**FTSE Index** -

**Date of Change** -

**Filing Date of Accounts** 27/03/2018

**Currency** GBP

**Share Capital** £100

**SIC07** 46420

**STAR MELA LIMITED - 527997**

**PAGE NO. : 5**

Charity Number -  
SIC07 Description WHOLESALE OF CLOTHING AND FOOTWEAR  
Principal Activity Clothing wholesaler.

## **ADDITIONAL INFORMATION**

CCJ's 0 (£0)  
No CCJ Information To Display  
Ultimate Holding Company -  
Accountant HAINES WATTS  
Mortgages 0  
Group 0 companies  
Linkages 0 companies  
Countries In 0 countries

## **KEY FINANCIALS**

Year to Date	Turnover	Pre Tax Profit	Shareholder's Funds	Employees
30/06/2017	-	-	£538,637	3
30/06/2016	-	-	£474,983	2
30/06/2015	-	-	£446,977	-

## **MORTGAGE SUMMARY**

Total Mortgage	0
Outstanding	0
Satisfied	0

## **TRADE DEBTORS / BAD DEBT SUMMARY**

Total Number of Documented Trade	0
Total Value of Documented Trade	£0

## COMMENTARY

The latest Balance Sheet indicates a very positive net working capital position.
The latest cash balances represent a positive level in terms of the overall outstanding creditor obligations.
There has been an increase in shareholders funds compared with the previous balance sheet.
This company trades in an industry with a moderate level of corporate failures.

## CCJ

Total Number of Exact CCJs -	0	Total Value of Exact CCJs -	
Total Number of Possible CCJs -	0	Total Value of Possible CCJs -	
Total Number of Satisfied CCJs -	0	Total Value of Satisfied CCJs -	
Total Number of Writs -	-		
Total Current Directors	2	Total Current Secretaries	1
Total Previous Directors / Company Secretaries	3	Total Person's With Significant Control	2

## CURRENT DIRECTORS

Title	Ms	Function	Director
Name	Amanda Winship	Nationality	British
Date of Birth	07/1969	Present Appointments	2
Latest Address	100a High Street, Hampton, Middlesex	Appointment Date	17/11/2005
Post Code	TW12 2ST		
Other Actions	<a href="#">View Director Report</a>	<a href="#">View Consumer Report</a>	<a href="#">View AML Report</a>
	<a href="#">View Trace Report</a>	<a href="#">View Compliance Report</a>	
Title	Ms	Function	Director
Name	Kirstine Hoffman	Nationality	Danish
Date of Birth	11/1975	Present Appointments	1
Latest Address	100a High Street, Hampton, Middlesex	Appointment Date	19/03/2010
Post Code	TW12 2ST		
Other Actions	<a href="#">View Director Report</a>	<a href="#">View Consumer Report</a>	<a href="#">View AML Report</a>
	<a href="#">View Trace Report</a>	<a href="#">View Compliance Report</a>	

## **CURRENT COMPANY SECRETARY**











<b>Title</b>	Ms	<b>Function</b>	Company Secretary
<b>Name</b>	Amanda Winship	<b>Nationality</b>	British
<b>Date of Birth</b>	07/1969	<b>Present Appointments</b>	2
<b>Latest Address</b>	100a High Street, Hampton, Middlesex	<b>Appointment Date</b>	17/11/2005
<b>Post Code</b>	TW12 2ST		
<b>Other Actions</b>		<b>View Consumer Report</b>	<b>View Trace Report</b>
	<b>View Compliance Report</b>		

## **TOP SHAREHOLDERS**






Name	Currency	Share Count	Share Type	Nominal Value	% of Total Share Count
AMANDA WINSHIP	GBP	50	ORDINARY A	1	50
KERSTINE HOFFMAN	GBP	30	ORDINARY B	1	30
NICOLA HAMWEE	GBP	20	ORDINARY C	1	20

## **FINANCIALS**
















### **Profit & Loss**

	Date Of Accounts	30/06/17	(%)	30/06/16	(%)	30/06/15	(%)	30/06/14	(%)	30/06/13
	Weeks	52	(%)	52	(%)	52	(%)	52	(%)	52
	Currency	GBP	(%)	GBP	(%)	GBP	(%)	GBP	(%)	GBP
	Consolidated A/cs	N	(%)	N	(%)	N	(%)	N	(%)	N
	<b>Turnover</b>	-	-	-	-	-	-	-	-	-
	Export	-	-	-	-	-	-	-	-	-
	Cost of Sales	-	-	-	-	-	-	-	-	-
	Gross Profit	-	-	-	-	-	-	-	-	-
	Wages & Salaries	-	-	-	-	-	-	-	-	-
	Directors Emoluments	-	-	-	-	-	-	-	-	-
	<b>Operating Profit</b>	-	-	-	-	-	-	-	-	-
	Depreciation	£2,204	- 5.7%	£2,336	- 2.4%	£2,394	16.1%	£2,062	7.1%	£1,925
	Audit Fees	-	-	-	-	-	-	-	-	-
	Interest Payments	-	-	-	-	-	-	-	-	-

**DISCLAIMER** : This Report is **PRIVATE & CONFIDENTIAL** and it is prepared at the request of and for its use by the Subscriber only. The Subscriber shall use the contents of the Report merely as an aid to its business. Mira Inform Private Limited ("MIPL") has collated information/data in the Report, which have not been verified unless otherwise specifically mentioned in the Report. The Subscriber shall independently verify the accuracy and correctness of the information/data before in any way acting upon the same. MIPL shall not be liable for any harm, injury, loss or damage caused to the Subscriber due to default by the Subscriber's debtors/beneficiaries in fulfilling their obligations of any nature whatsoever. This Report or any of its portion shall not be used as a documentary evidence or otherwise before any investigative agencies or forum of law. This Report is confidential and proprietary to MIPL. The Subscriber and/or any other person(s) may not reproduce, publish or disclose any of the contents of the Report to others without the express authorization of MIPL. This Report is prepared and issued to the Subscriber without any risk, responsibility or liability on the part of MIPL or its officials.

	<b>Pre Tax Profit</b>	-	-	-	-	-	-	-	-	-
	Taxation	-	-	-	-	-	-	-	-	-
	Profit After Tax	-	-	-	-	-	-	-	-	-
	Dividends Payable	-	-	-	-	-	-	-	-	-
	<b>Retained Profit</b>	-	-	-	-	-	-	-	-	-

**Balance Sheet**

	<b>Date Of Accounts</b>	<b>30/06/17</b>	<b>(%)</b>	<b>30/06/16</b>	<b>(%)</b>	<b>30/06/15</b>	<b>(%)</b>	<b>30/06/14</b>	<b>(%)</b>	<b>30/06/13</b>
	Tangible Assets	£6,612	-5.7%	£7,009	-2.4%	£7,181	16.1%	£6,186	7.1%	£5,775
	Intangible Assets	0	-	0	-	0	-	0	-	0
	<b>Total Fixed Assets</b>	<b>£6,612</b>	<b>-5.7%</b>	<b>£7,009</b>	<b>-2.4%</b>	<b>£7,181</b>	<b>16.1%</b>	<b>£6,186</b>	<b>7.1%</b>	<b>£5,775</b>
	Stock	£1,000	-	£1,000	-	£1,000	-	£1,000	-	£1,000
	Trade Debtors	£367,352	-17%	£442,535	102.8%	£218,164	-38.2%	£353,052	145.1%	£144,037
	Cash	£576,345	-21.3%	£732,388	-1.7%	£745,330	59.6%	£467,019	54.8%	£301,677
	Other Debtors	£274,881	999.9%	£16,504	-	0	-	0	-	0
	Miscellaneous Current Assets	0	-	0	-	0	-	0	-	0
	<b>Total Current Assets</b>	<b>£1,219,578</b>	<b>2.3%</b>	<b>£1,192,427</b>	<b>23.6%</b>	<b>£964,494</b>	<b>17.5%</b>	<b>£821,071</b>	<b>83.8%</b>	<b>£446,714</b>
	Trade Creditors	£153,104	-22.5%	£197,513	-62.4%	£524,698	69.7%	£309,149	83.9%	£168,121
	Bank Loans & Overdrafts	0	-	0	-	0	-	0	-	0
	Other Short Term Finance	0	-100%	£112,118	-	0	-	0	-	0
	Miscellaneous Current Liabilities	£534,449	28.8%	£414,822	-	0	-	0	-	0
	<b>Total Current Liabilities</b>	<b>£687,553</b>	<b>-5.1%</b>	<b>£724,453</b>	<b>38.1%</b>	<b>£524,698</b>	<b>69.7%</b>	<b>£309,149</b>	<b>83.9%</b>	<b>£168,121</b>
	Bank Loans & Overdrafts	0	-	0	-	0	-	0	-	0

**DISCLAIMER** : This Report is **PRIVATE & CONFIDENTIAL** and it is prepared at the request of and for its use by the Subscriber only. The Subscriber shall use the contents of the Report merely as an aid to its business. Mira Inform Private Limited ("MIPL") has collated information/data in the Report, which have not been verified unless otherwise specifically mentioned in the Report. The Subscriber shall independently verify the accuracy and correctness of the information/data before in any way acting upon the same. MIPL shall not be liable for any harm, injury, loss or damage caused to the Subscriber due to default by the Subscriber's debtors/beneficiaries in fulfilling their obligations of any nature whatsoever. This Report or any of its portion shall not be used as a documentary evidence or otherwise before any investigative agencies or forum of law. This Report is confidential and proprietary to MIPL. The Subscriber and/or any other person(s) may not reproduce, publish or disclose any of the contents of the Report to others without the express authorization of MIPL. This Report is prepared and issued to the Subscriber without any risk, responsibility or liability on the part of MIPL or its officials.

	and LTL									
	Other Long Term Finance	0	-	0	-	0	-	0	-	0
	<b>Total Long Term Liabilities</b>	<b>0</b>	<b>-</b>	<b>0</b>	<b>-</b>	<b>0</b>	<b>-</b>	<b>0</b>	<b>-</b>	<b>0</b>

**Capital & Reserves**

	Date Of Accounts	30/06/17	(%)	30/06/16	(%)	30/06/15	(%)	30/06/14	(%)	30/06/13
	Called Up Share Capital	£100	-	£100	-	£100	-	£100	-	£100
	P & L Account Reserve	£538,537	13.4%	£474,883	6.3%	£446,877	-13.7%	£518,008	82.2%	£284,268
	Revaluation Reserve	-	-	-	-	-	-	-	-	-
	Sundry Reserves	-	-	-	-	-	-	-	-	-
	<b>Shareholder Funds</b>	<b>£538,637</b>	<b>13.4%</b>	<b>£474,983</b>	<b>6.3%</b>	<b>£446,977</b>	<b>-13.7%</b>	<b>£518,108</b>	<b>82.2%</b>	<b>£284,368</b>



**Other Financial Items**

	Date Of Accounts	30/06/17	(%)	30/06/16	(%)	30/06/15	(%)	30/06/14	(%)	30/06/13
	Net Worth	£538,637	13.4%	£474,983	6.3%	£446,977	-13.7%	£518,108	82.2%	£284,368
	Working Capital	£532,025	13.7%	£467,974	6.4%	£439,796	-14.1%	£511,922	83.8%	£278,593
	Total Assets	£1,226,190	2.2%	£1,199,436	23.4%	£971,675	17.5%	£827,257	82.8%	£452,489
	Total Liabilities	£687,553	-5.1%	£724,453	38.1%	£524,698	69.7%	£309,149	83.9%	£168,121
	Net Assets	£538,637	13.4%	£474,983	6.3%	£446,977	-13.7%	£518,108	82.2%	£284,368



**Cash Flow**

	Date Of Accounts	30/06/17	(%)	30/06/16	(%)	30/06/15	(%)	30/06/14	(%)	30/06/13
	Net Cashflow from Operations	-	-	-	-	-	-	-	-	-
	Net Cashflow before Financing	-	-	-	-	-	-	-	-	-















**DISCLAIMER** : This Report is **PRIVATE & CONFIDENTIAL** and it is prepared at the request of and for its use by the Subscriber only. The Subscriber shall use the contents of the Report merely as an aid to its business. Mira Inform Private Limited ("MIPL") has collated information/data in the Report, which have not been verified unless otherwise specifically mentioned in the Report. The Subscriber shall independently verify the accuracy and correctness of the information/data before in any way acting upon the same. MIPL shall not be liable for any harm, injury, loss or damage caused to the Subscriber due to default by the Subscriber's debtors/beneficiaries in fulfilling their obligations of any nature whatsoever. This Report or any of its portion shall not be used as a documentary evidence or otherwise before any investigative agencies or forum of law. This Report is confidential and proprietary to MIPL. The Subscriber and/or any other person(s) may not reproduce, publish or disclose any of the contents of the Report to others without the express authorization of MIPL. This Report is prepared and issued to the Subscriber without any risk, responsibility or liability on the part of MIPL or its officials.

	Net Cashflow from Financing	-	-	-	-	-	-	-	-	-
	Increase in Cash	-	-	-	-	-	-	-	-	-

**Miscellaneous**

	Date Of Accounts	30/06/17	(%)	30/06/16	(%)	30/06/15	(%)	30/06/14	(%)	30/06/13
	Contingent Liability	NO	-	NO	-	NO	-	NO	-	NO
	Capital Employed	£538,637	13.4%	£474,983	6.3%	£446,977	- 13.7%	£518,108	82.2%	£284,368
	Number of Employees	3	50%	2	-	-	-	-	-	-
	Accountants	HAINES WATTS								
	Auditors									
	Auditor Comments	The company is exempt from audit								
	Bankers									
	Bank Branch Code									

**Ratios**

	Date Of Accounts	30/06/17	30/06/16	30/06/15	30/06/14	30/06/13
	Pre-tax profit margin %	-	-	-	-	-
	Current ratio	1.77	1.65	1.84	2.66	2.66
	Sales/Net Working Capital	-	-	-	-	-
	Gearing %	0	0	0	0	0
	Equity in %	43.90	39.60	46	62.60	62.80
	Creditor Days	-	-	-	-	-
	Debtor Days	-	-	-	-	-
	Liquidity/Acid Test	1.77	1.64	1.83	2.65	2.65
	Return On Capital Employed %	-	-	-	-	-
	Return On Total Assets Employed %	-	-	-	-	-
	Current Debt Ratio	1.27	1.52	1.17	0.59	0.59
	Total Debt Ratio	1.27	1.52	1.17	0.59	0.59
	Stock Turnover Ratio %	-	-	-	-	-
	Return on Net Assets Employed %	-	-	-	-	-

**DISCLAIMER** : This Report is **PRIVATE & CONFIDENTIAL** and it is prepared at the request of and for its use by the Subscriber only. The Subscriber shall use the contents of the Report merely as an aid to its business. Mira Inform Private Limited ("MIPL") has collated information/data in the Report, which have not been verified unless otherwise specifically mentioned in the Report. The Subscriber shall independently verify the accuracy and correctness of the information/data before in any way acting upon the same. MIPL shall not be liable for any harm, injury, loss or damage caused to the Subscriber due to default by the Subscriber's debtors/beneficiaries in fulfilling their obligations of any nature whatsoever. This Report or any of its portion shall not be used as a documentary evidence or otherwise before any investigative agencies or forum of law. This Report is confidential and proprietary to MIPL. The Subscriber and/or any other person(s) may not reproduce, publish or disclose any of the contents of the Report to others without the express authorization of MIPL. This Report is prepared and issued to the Subscriber without any risk, responsibility or liability on the part of MIPL or its officials.

## **EVENT HISTORY VIEW DOCUMENTS**

Date	Description
31/03/2018	New Accounts Filed
31/03/2018	New Accounts Filed
26/01/2018	Confirmation Statement
24/01/2017	New Accounts Filed
02/12/2016	Payment Data Update Received
01/12/2016	Annual Returns
19/02/2016	Payment Data Update Received
11/01/2016	New Accounts Filed
05/12/2015	Annual Returns
26/01/2015	New Accounts Filed
10/01/2015	Annual Returns
07/02/2014	New Accounts Filed
29/11/2013	Annual Returns
08/11/2013	Change in Reg.Office
08/11/2013	Change of Company Postcode

## **PREVIOUS COMPANY NAMES**

No Previous Names found

## **WRIT DETAILS**

No writs found

## **STATISTICS**

Group	-
Linkages	0 companies
Countries	In 0 countries

## **SUMMARY**

Holding Company	-
Ownership Status	
Ultimate Holding Company	-

**DISCLAIMER** : This Report is **PRIVATE & CONFIDENTIAL** and it is prepared at the request of and for its use by the Subscriber only. The Subscriber shall use the contents of the Report merely as an aid to its business. Mira Inform Private Limited ("MIPL") has collated information/data in the Report, which have not been verified unless otherwise specifically mentioned in the Report. The Subscriber shall independently verify the accuracy and correctness of the information/data before in any way acting upon the same. MIPL shall not be liable for any harm, injury, loss or damage caused to the Subscriber due to default by the Subscriber's debtors/beneficiaries in fulfilling their obligations of any nature whatsoever. This Report or any of its portion shall not be used as a documentary evidence or otherwise before any investigative agencies or forum of law. This Report is confidential and proprietary to MIPL. The Subscriber and/or any other person(s) may not reproduce, publish or disclose any of the contents of the Report to others without the express authorization of MIPL. This Report is prepared and issued to the Subscriber without any risk, responsibility or liability on the part of MIPL or its officials.

## **GROUP STRUCTURE FULL**

No Group Structure

<b>Group</b>	0 companies
<b>Linkages</b>	0 companies
<b>Countries</b>	In 0 countries

## **PREVIOUS DIRECTOR/COMPANY SECRETARIES**

Name	Current Active Appointments	Previous Appointments	Dissolved Companies
Nicola Hamwee	0	2	0
COMPANY DIRECTORS LIMITED	43	46898	158709
TEMPLE SECRETARIES LIMITED	71	47607	161962
<b>Total Persons With Significant Control</b>	<b>2</b>	<b>Total Statements</b>	<b>0</b>
<b>Active</b>	<b>2</b>	<b>Active</b>	<b>0</b>
<b>Ceased</b>	<b>0</b>	<b>Ceased</b>	<b>0</b>

## **ACTIVE PERSONS WITH SIGNIFICANT CONTROL**

<b>Name</b>	Ms Kirstine Hoffman	<b>Kind</b>	Individual Person With Significant Control
<b>Address</b>	100a High Street, Hampton, Middlesex	<b>Country Of Residence</b>	England
<b>Post Code</b>	TW12 2ST	<b>Nationality</b>	Danish
<b>Date of Birth</b>	11/1975	<b>Notified On</b>	06/04/2016
<b>Nature Of Control</b>	Ownership Of Shares 25 To 50 Percent, Voting Rights 25 To 50 Percent, Right To Appoint And Remove Directors		
<b>Name</b>	Miss Amanda Winship	<b>Kind</b>	Individual Person With Significant Control
<b>Address</b>	100a High Street, Hampton, Middlesex	<b>Country Of Residence</b>	England
<b>Post Code</b>	TW12 2ST	<b>Nationality</b>	British
<b>Date of Birth</b>	07/1969	<b>Notified On</b>	06/04/2016

**DISCLAIMER** : This Report is **PRIVATE & CONFIDENTIAL** and it is prepared at the request of and for its use by the Subscriber only. The Subscriber shall use the contents of the Report merely as an aid to its business. Mira Inform Private Limited ("MIPL") has collated information/data in the Report, which have not been verified unless otherwise specifically mentioned in the Report. The Subscriber shall independently verify the accuracy and correctness of the information/data before in any way acting upon the same. MIPL shall not be liable for any harm, injury, loss or damage caused to the Subscriber due to default by the Subscriber's debtors/beneficiaries in fulfilling their obligations of any nature whatsoever. This Report or any of its portion shall not be used as a documentary evidence or otherwise before any investigative agencies or forum of law. This Report is confidential and proprietary to MIPL. The Subscriber and/or any other person(s) may not reproduce, publish or disclose any of the contents of the Report to others without the express authorization of MIPL. This Report is prepared and issued to the Subscriber without any risk, responsibility or liability on the part of MIPL or its officials.

Nature Of Control	Ownership Of Shares 25 To 50 Percent, Voting Rights 25 To 50 Percent, Right To Appoint And Remove Directors		
-------------------	---	--	--

## **CEASED PERSONS WITH SIGNIFICANT CONTROL**

No Ceased Persons With Significant Control To Display

## **ACTIVE STATEMENTS**

No Active Statements To Display

## **CEASED STATEMENTS**

No Ceased Statements To Display

**FOREIGN EXCHANGE RATES**

Currency	Unit	Indian Rupees
US Dollar	1	INR 70.93
UK Pound	1	INR 92.35
Euro	1	INR 82.84
GBP	1	INR 91.85

**Note :** Above are approximate rates obtained from sources believed to be correct

**INFORMATION DETAILS**

Analysis Done by :	NIS
Report Prepared by :	KET

**DISCLAIMER :** This Report is **PRIVATE & CONFIDENTIAL** and it is prepared at the request of and for its use by the Subscriber only. The Subscriber shall use the contents of the Report merely as an aid to its business. Mira Inform Private Limited ("MIPL") has collated information/data in the Report, which have not been verified unless otherwise specifically mentioned in the Report. The Subscriber shall independently verify the accuracy and correctness of the information/data before in any way acting upon the same. MIPL shall not be liable for any harm, injury, loss or damage caused to the Subscriber due to default by the Subscriber's debtors/beneficiaries in fulfilling their obligations of any nature whatsoever. This Report or any of its portion shall not be used as a documentary evidence or otherwise before any investigative agencies or forum of law. This Report is confidential and proprietary to MIPL. The Subscriber and/or any other person(s) may not reproduce, publish or disclose any of the contents of the Report to others without the express authorization of MIPL. This Report is prepared and issued to the Subscriber without any risk, responsibility or liability on the part of MIPL or its officials.

**RATING EXPLANATIONS**

Credit Rating	Explanation	Rating Comments
A++	Minimum Risk	Business dealings permissible with minimum risk of default
A+	Low Risk	Business dealings permissible with low risk of default
A	Acceptable Risk	Business dealings permissible with moderate risk of default
B	Medium Risk	Business dealings permissible on a regular monitoring basis
C	Medium High Risk	Business dealings permissible preferably on secured basis
D	High Risk	Business dealing not recommended or on secured terms only
NB	New Business	No recommendation can be done due to business in infancy stage
NT	No Trace	No recommendation can be done as the business is not traceable

NB is stated where there is insufficient information to facilitate rating. However, it is not to be considered as unfavourable.

This score serves as a reference to assess SC's credit risk and to set the amount of credit to be extended. It is calculated from a composite of weighted scores obtained from each of the major sections of this report. The assessed factors are as follows:

- Financial condition covering various ratios
- Company background and operations size
- Promoters / Management background
- Payment record
- Litigation against the subject
- Industry scenario / competitor analysis
- Supplier / Customer / Banker review (wherever available)