

MIRA INFORM REPORT

Report No. :	528070
Report Date :	03.09.2018

IDENTIFICATION DETAILS

Name :	TRICON ENERGY UK LIMITED
Registered Office :	Dashwood House 7th Floor, 69 Old Broad Street, London, EC2M 1QS
Country :	United Kingdom
Financials (as on) :	31.12.2016
Date of Incorporation :	18.09.2006
Com. Reg. No.:	05938997
Legal Form :	Private Limited with Share Capital
Line of Business :	<ul style="list-style-type: none"> Wholesale of other fuels and related products The distribution of industrial chemicals and petrochemicals. Accounts data converted from US Dollar.
No. of Employees :	3 [2016]

RATING & COMMENTS

(Mira Inform has adopted New Rating mechanism w.e.f. 23rd January 2017)

MIRA's Rating :	A
------------------------	----------

Credit Rating	Explanation	Rating Comments
A	Acceptable Risk	Business dealings permissible with moderate risk of default

Status :	Satisfactory
Payment Behaviour :	No Complaints
Litigation :	Clear

NOTES :

DISCLAIMER : This Report is **PRIVATE & CONFIDENTIAL** and it is prepared at the request of and for its use by the Subscriber only. The Subscriber shall use the contents of the Report merely as an aid to its business. Mira Inform Private Limited ("MIPL") has collated information/data in the Report, which have not been verified unless otherwise specifically mentioned in the Report. The Subscriber shall independently verify the accuracy and correctness of the information/data before in any way acting upon the same. MIPL shall not be liable for any harm, injury, loss or damage caused to the Subscriber due to default by the Subscriber's debtors/beneficiaries in fulfilling their obligations of any nature whatsoever. This Report or any of its portion shall not be used as a documentary evidence or otherwise before any investigative agencies or forum of law. This Report is confidential and proprietary to MIPL. The Subscriber and/or any other person(s) may not reproduce, publish or disclose any of the contents of the Report to others without the express authorization of MIPL. This Report is prepared and issued to the Subscriber without any risk, responsibility or liability on the part of MIPL or its officials.

Any query related to this report can be made on e-mail : infodept@mirainform.com while quoting report number, name and date.

ECGC Country Risk Classification List

Country Name	Previous Rating (31.12.2017)	Current Rating (01.04.2018)
United Kingdom	A1	A1

Risk Category	ECGC Classification
Insignificant	A1
Low Risk	A2
Moderately Low Risk	B1
Moderate Risk	B2
Moderately High Risk	C1
High Risk	C2
Very High Risk	D

DISCLAIMER : This Report is **PRIVATE & CONFIDENTIAL** and it is prepared at the request of and for its use by the Subscriber only. The Subscriber shall use the contents of the Report merely as an aid to its business. Mira Inform Private Limited ("MIPL") has collated information/data in the Report, which have not been verified unless otherwise specifically mentioned in the Report. The Subscriber shall independently verify the accuracy and correctness of the information/data before in any way acting upon the same. MIPL shall not be liable for any harm, injury, loss or damage caused to the Subscriber due to default by the Subscriber's debtors/beneficiaries in fulfilling their obligations of any nature whatsoever. This Report or any of its portion shall not be used as a documentary evidence or otherwise before any investigative agencies or forum of law. This Report is confidential and proprietary to MIPL. The Subscriber and/or any other person(s) may not reproduce, publish or disclose any of the contents of the Report to others without the express authorization of MIPL. This Report is prepared and issued to the Subscriber without any risk, responsibility or liability on the part of MIPL or its officials.

UNITED KINGDOM - ECONOMIC OVERVIEW

The UK, a leading trading power and financial center, is the third largest economy in Europe after Germany and France. Agriculture is intensive, highly mechanized, and efficient by European standards, producing about 60% of food needs with less than 2% of the labor force. The UK has large coal, natural gas, and oil resources, but its oil and natural gas reserves are declining; the UK has been a net importer of energy since 2005. Services, particularly banking, insurance, and business services, are key drivers of British GDP growth. Manufacturing, meanwhile, has declined in importance but still accounts for about 10% of economic output.

In 2008, the global financial crisis hit the economy particularly hard, due to the importance of its financial sector. Falling home prices, high consumer debt, and the global economic slowdown compounded the UK's economic problems, pushing the economy into recession in the latter half of 2008 and prompting the then BROWN (Labour) government to implement a number of measures to stimulate the economy and stabilize the financial markets. Facing burgeoning public deficits and debt levels, in 2010 the then CAMERON-led coalition government (between Conservatives and Liberal Democrats) initiated an austerity program, which has continued under the Conservative government. However, the deficit still remains one of the highest in the G7, standing at 3.6% of GDP as of 2017, and the UK has pledged to lower its corporation tax from 20% to 17% by 2020. The UK had a debt burden of 90.4% GDP at the end of 2017.

The UK economy has begun to slow since the referendum vote to leave the EU in June 2016. A sustained depreciation of the British pound has increased consumer and producer prices, weighing on consumer spending without spurring a meaningful increase in exports. The UK has an extensive trade relationship with other EU members through its single market membership, and economic observers have warned the exit will jeopardize its position as the central location for European financial services. Prime Minister MAY is seeking a new "deep and special" trade relationship with the EU following the UK's exit. However, economists doubt that the UK will be able to preserve the benefits of EU membership without the obligations. The UK is expected to officially leave the EU by the end of March 2019.

Source : CIA

COMPANY SUMMARY

Registered Address

Dashwood House 7th Floor
69 Old Broad Street
London
EC2M 1QS

Trading Address

7th Floor
Dashwood House
69 Old Broad Street
London
EC2M 1QS

Website Address	http://www.triconenergy.com
Company Number	05938997
Telephone Number	02030581970
Fax Number	-
TPS	No
FPS	Yes
Incorporation Date	18/09/2006
Previous Name	-
Type	Private Limited with Share Capital
FTSE Index	-
Date of Change	-
Filing Date of Accounts	29/09/2017
Currency	GBP
Share Capital	£100
SIC07	46719
Charity Number	-
SIC07 Description	Wholesale of other fuels and related products
Principal Activity	The distribution of industrial chemicals and petrochemicals. Accounts data converted from US Dollar.

ADDITIONAL INFORMATION

CCJ's

0 (£0)

No CCJ Information To Display

Ultimate Holding Company -

Accountant -

DISCLAIMER : This Report is **PRIVATE & CONFIDENTIAL** and it is prepared at the request of and for its use by the Subscriber only. The Subscriber shall use the contents of the Report merely as an aid to its business. Mira Inform Private Limited ("MIPL") has collated information/data in the Report, which have not been verified unless otherwise specifically mentioned in the Report. The Subscriber shall independently verify the accuracy and correctness of the information/data before in any way acting upon the same. MIPL shall not be liable for any harm, injury, loss or damage caused to the Subscriber due to default by the Subscriber's debtors/beneficiaries in fulfilling their obligations of any nature whatsoever. This Report or any of its portion shall not be used as a documentary evidence or otherwise before any investigative agencies or forum of law. This Report is confidential and proprietary to MIPL. The Subscriber and/or any other person(s) may not reproduce, publish or disclose any of the contents of the Report to others without the express authorization of MIPL. This Report is prepared and issued to the Subscriber without any risk, responsibility or liability on the part of MIPL or its officials.

Mortgages	15
Group	2 companies
Linkages	3 companies
Countries	In 3 countries

KEY FINANCIALS

Year to Date	Turnover	Pre Tax Profit	Shareholder	Funds Employees
31.12.2016	£295,306,456	£3,187,295	£9,782,059	3
31.12.2015	£321,390,211	£3,511,604	£7,232,223	3
31.12.2014	£286,273,189	£2,685,680	£3,933,452	3

MORTGAGE SUMMARY

Total Mortgage	15
Outstanding	5
Satisfied	10

TRADE DEBTORS / BAD DEBT SUMMARY

Total Number of Documented Trade	0
Total Value of Documented Trade	£0

COMMENTARY

This company has been treated as a Large company.
This company's return on total assets employed ratio indicates a relatively efficient use of assets.
This company's ratio of total liabilities to total assets indicates the presence of moderate equity funding.
The company has more cash than short term bank borrowings.
This company trades in an industry with a lower level of corporate failures.

CCJ

Total Number of Exact CCJs -	0	Total Value of Exact CCJs -	
-------------------------------------	---	------------------------------------	--

DISCLAIMER : This Report is **PRIVATE & CONFIDENTIAL** and it is prepared at the request of and for its use by the Subscriber only. The Subscriber shall use the contents of the Report merely as an aid to its business. Mira Inform Private Limited ("MIPL") has collated information/data in the Report, which have not been verified unless otherwise specifically mentioned in the Report. The Subscriber shall independently verify the accuracy and correctness of the information/data before in any way acting upon the same. MIPL shall not be liable for any harm, injury, loss or damage caused to the Subscriber due to default by the Subscriber's debtors/beneficiaries in fulfilling their obligations of any nature whatsoever. This Report or any of its portion shall not be used as a documentary evidence or otherwise before any investigative agencies or forum of law. This Report is confidential and proprietary to MIPL. The Subscriber and/or any other person(s) may not reproduce, publish or disclose any of the contents of the Report to others without the express authorization of MIPL. This Report is prepared and issued to the Subscriber without any risk, responsibility or liability on the part of MIPL or its officials.

Total Number of Possible CCJs -	0	Total Value of Possible CCJs -	
Total Number of Satisfied CCJs -	0	Total Value of Satisfied CCJs -	
Total Number of Writs -	-		

Total Current Directors	3	Total Current Secretaries	1
Total Previous Directors / Company Secretaries	5	Total Person's With Significant Control	2

CURRENT DIRECTORS

Title	Mr	Function	Director
Name	Ignacio Torras	Nationality	Spanish
Date of Birth	03/1964	Present Appointments	2
Latest Address	Dashwood House 7th Floor, 69 Old Broad Street, London	Appointment Date	18/09/2006
Post Code	EC2M 1QS		
Title	Mr	Function	Director
Name	Brian James Morris	Nationality	American
Date of Birth	06/1981	Present Appointments	3
Latest Address	Dashwood House 7th Floor, 69 Old Broad Street, London	Appointment Date	10/07/2013
Post Code	EC2M 1QS		
Title	Mr	Function	Director
Name	Bryan Elwood	Nationality	American
Date of Birth	06/1967	Present Appointments	2
Latest Address	Dashwood House 7th Floor, 69 Old Broad Street, London	Appointment Date	10/07/2013
Post Code	EC2M 1QS		

CURRENT COMPANY SECRETARY

Title	Ms	Function	Company Secretary
Name	Angela Di Biasi	Nationality	
Date of Birth	-	Present Appointments	1
Latest Address	Dashwood House 7th Floor, 69 Old Broad Street, London	Appointment Date	19/12/2016

DISCLAIMER : This Report is **PRIVATE & CONFIDENTIAL** and it is prepared at the request of and for its use by the Subscriber only. The Subscriber shall use the contents of the Report merely as an aid to its business. Mira Inform Private Limited ("MIPL") has collated information/data in the Report, which have not been verified unless otherwise specifically mentioned in the Report. The Subscriber shall independently verify the accuracy and correctness of the information/data before in any way acting upon the same. MIPL shall not be liable for any harm, injury, loss or damage caused to the Subscriber due to default by the Subscriber's debtors/beneficiaries in fulfilling their obligations of any nature whatsoever. This Report or any of its portion shall not be used as a documentary evidence or otherwise before any investigative agencies or forum of law. This Report is confidential and proprietary to MIPL. The Subscriber and/or any other person(s) may not reproduce, publish or disclose any of the contents of the Report to others without the express authorization of MIPL. This Report is prepared and issued to the Subscriber without any risk, responsibility or liability on the part of MIPL or its officials.

TRICON ENERGY UK LIMITED - 528070












PAGE NO. : 7

Post Code	EC2M 1QS		
-----------	----------	--	--





TOP SHAREHOLDERS

Name	Currency	Share Count	Share Type	Nominal Value	% of Total Share Count
TRICON INTERNATIONAL LTD	GBP	100	ORDINARY	1	100












PROFIT & LOSS

	Date Of Accounts	31/12/16	(%)	31/12/15	(%)	31/12/14	(%)	31/12/13	(%)	31/12/12
	Weeks	52	(%)	52	(%)	52	(%)	52	(%)	52
	Currency	GBP	(%)	GBP	(%)	GBP	(%)	GBP	(%)	GBP
	Consolidated A/cs	N	(%)	N	(%)	N	(%)	N	(%)	N
	Turnover	£295,306,456	- 8.1 %	£321,390,211	12.3 %	£286,273,189	4.1 %	£274,964,679	76.7 %	£155,638,152
	Export	-	-	-	-	-	-	-	-	-
	Cost of Sales	£271,390,955	- 9.6 %	£300,226,867	9.3 %	£274,644,484	3.4 %	£265,668,449	72.8 %	£153,776,021
	Gross Profit	£23,915,501	13%	£21,163,344	82%	£11,628,705	25.1 %	£9,296,230	399.2 %	£1,862,131
	Wages & Salaries	-	-	-	-	-	-	-	-	-
	Directors Emoluments	-	-	-	-	-	-	-	-	-
	Operating Profit	£3,539,869	- 12.6 %	£4,047,902	31.4 %	£3,080,478	22.4 %	£2,516,010	999.9 %	£183,867
	Depreciation	-	-	-	-	-	-	-	-	-
	Audit Fees	£16,364	- 18.5 %	£20,083	21.7 %	£16,505	8.7 %	£15,185	51.8 %	£10,006
	Interest Payments	£612,169	14.1 %	£536,299	35.8 %	£394,798	- 39.7 %	£654,255	999.9 %	£37,932
	Pre Tax Profit	£3,187,295	- 9.2 %	£3,511,604	30.8 %	£2,685,680	44.3 %	£1,861,755	999.9 %	£145,934







DISCLAIMER : This Report is **PRIVATE & CONFIDENTIAL** and it is prepared at the request of and for its use by the Subscriber only. The Subscriber shall use the contents of the Report merely as an aid to its business. Mira Inform Private Limited ("MIPL") has collated information/data in the Report, which have not been verified unless otherwise specifically mentioned in the Report. The Subscriber shall independently verify the accuracy and correctness of the information/data before in any way acting upon the same. MIPL shall not be liable for any harm, injury, loss or damage caused to the Subscriber due to default by the Subscriber's debtors/beneficiaries in fulfilling their obligations of any nature whatsoever. This Report or any of its portion shall not be used as a documentary evidence or otherwise before any investigative agencies or forum of law. This Report is confidential and proprietary to MIPL. The Subscriber and/or any other person(s) may not reproduce, publish or disclose any of the contents of the Report to others without the express authorization of MIPL. This Report is prepared and issued to the Subscriber without any risk, responsibility or liability on the part of MIPL or its officials.

			%							
	Taxation	-£637,459	10.4 %	-£711,098	- 23.1 %	-£577,672	- 26.1 %	-£458,177	- 999.9 %	-£35,680
	Profit After Tax	£2,549,836	-9%	£2,800,506	32.9 %	£2,108,008	50.2 %	£1,403,578	999.9 %	£110,255
	Dividends Payable	-	-	-	-	-	-	-	100%	£1,846,836
	Retained Profit	£2,549,836	-9%	£2,800,506	32.9 %	£2,108,008	50.2 %	£1,403,578	180.8 %	- £1,736,581






BALANCE SHEET

	Date Of Accounts	31/12/16	(%)	31/12/15	(%)	31/12/14	(%)	31/12/13	(%)	31/12/12
	Tangible Assets	£2,975	-	£2,975	12.6 %	£2,641	-	0	-	0
	Intangible Assets	0	-	0	-	0	-	0	-	0
	Total Fixed Assets	£2,975	-	£2,975	12.7 %	£2,641	-	0	-	0
	Stock	£368,938	- 81.4 %	£1,979,322	- 34.6 %	£3,028,322	- 18.1 %	£3,699,743	353.1 %	£816,529
	Trade Debtors	£71,393,930	- 16.5 %	£85,545,968	22.8 %	£69,648,775	27.7 %	£54,557,998	42.5 %	£38,280,118
	Cash	£2,954,478	77.4 %	£1,665,427	- 62.6 %	£4,453,687	79.1 %	£2,486,301	999.9 %	£108,682
	Other Debtors	£107,308,837	- 0.6%	£107,959,685	68%	£64,267,512	16.7 %	£55,053,146	38.2 %	£39,826,413
	Miscellaneous Current Assets	0	-	0	-	0	-	0	-	0
	Total Current Assets	£182,026,183	- 7.7%	£197,150,402	39.4 %	£141,398,297	22.1 %	£115,797,188	46.5 %	£79,031,742
	Trade Creditors	£2,646,534	- 2.3%	£2,708,271	- 88.8 %	£24,274,774	442.6 %	£4,473,493	143.6 %	£1,836,515
	Bank Loans &	£1,898,245	220.6 %	£592,086	- 29.4 %	£838,450	-	0	-	0

DISCLAIMER : This Report is **PRIVATE & CONFIDENTIAL** and it is prepared at the request of and for its use by the Subscriber only. The Subscriber shall use the contents of the Report merely as an aid to its business. Mira Inform Private Limited ("MIPL") has collated information/data in the Report, which have not been verified unless otherwise specifically mentioned in the Report. The Subscriber shall independently verify the accuracy and correctness of the information/data before in any way acting upon the same. MIPL shall not be liable for any harm, injury, loss or damage caused to the Subscriber due to default by the Subscriber's debtors/beneficiaries in fulfilling their obligations of any nature whatsoever. This Report or any of its portion shall not be used as a documentary evidence or otherwise before any investigative agencies or forum of law. This Report is confidential and proprietary to MIPL. The Subscriber and/or any other person(s) may not reproduce, publish or disclose any of the contents of the Report to others without the express authorization of MIPL. This Report is prepared and issued to the Subscriber without any risk, responsibility or liability on the part of MIPL or its officials.






	Overdrafts				%					
	Other Short Term Finance	£156,697,411	13.1 %	£138,503,422	34.7 %	£102,857,331	29.4 %	£79,517,396	42.6 %	£55,764,229
	Miscellaneous Current Liabilities	£11,004,909	- 77.1 %	£48,117,376	406.7 %	£9,496,930	- 68.3 %	£29,980,854	42.5 %	£21,037,264
	Total Current Liabilities	£172,247,099	- 9.3%	£189,921,154	38.2 %	£137,467,485	20.6 %	£113,971,744	44.9 %	£78,638,008
	Bank Loans & Overdrafts and LTL	£1,898,245	220.6 %	£592,086	- 29.4 %	£838,450	-	0	-	0
	Other Long Term Finance	0	-	0	-	0	-	0	-	0
	Total Long Term Liabilities	0	-	0	-	0	-	0	-	0

CAPITAL & RESERVES





	Date Of Accounts	31/12/16	(%)	31/12/15	(%)	31/12/14	(%)	31/12/13	(%)	31/12/12
	Called Up Share Capital	-	-	-	-	-	-	-	-100%	£116
	P & L Account Reserve	£9,782,059	35.3 %	£7,232,223	83.9 %	£3,933,452	115.5 %	£1,825,444	363.8 %	£393,618
	Revaluation Reserve	-	-	-	-	-	-	-	-	-
	Sundry Reserves	-	-	-	-	-	-	-	-	-
	Shareholder Funds	£9,782,059	35.3 %	£7,232,223	83.9 %	£3,933,452	115.5 %	£1,825,444	363.6 %	£393,734

DISCLAIMER : This Report is **PRIVATE & CONFIDENTIAL** and it is prepared at the request of and for its use by the Subscriber only. The Subscriber shall use the contents of the Report merely as an aid to its business. Mira Inform Private Limited ("MIPL") has collated information/data in the Report, which have not been verified unless otherwise specifically mentioned in the Report. The Subscriber shall independently verify the accuracy and correctness of the information/data before in any way acting upon the same. MIPL shall not be liable for any harm, injury, loss or damage caused to the Subscriber due to default by the Subscriber's debtors/beneficiaries in fulfilling their obligations of any nature whatsoever. This Report or any of its portion shall not be used as a documentary evidence or otherwise before any investigative agencies or forum of law. This Report is confidential and proprietary to MIPL. The Subscriber and/or any other person(s) may not reproduce, publish or disclose any of the contents of the Report to others without the express authorization of MIPL. This Report is prepared and issued to the Subscriber without any risk, responsibility or liability on the part of MIPL or its officials.

OTHER FINANCIAL ITEMS



	Date Of Accounts	31/12/16	(%)	31/12/15	(%)	31/12/14	(%)	31/12/13	(%)	31/12/12
	Net Worth	£9,782,059	35.3%	£7,232,223	83.9%	£3,933,452	115.5%	£1,825,444	363.6%	£393,734
	Working Capital	£9,779,084	35.3%	£7,229,247	83.9%	£3,930,811	115.3%	£1,825,444	363.6%	£393,734
	Total Assets	£182,029,158	-7.7%	£197,153,377	39.4%	£141,400,937	22.1%	£115,797,188	46.5%	£79,031,742
	Total Liabilities	£172,247,099	-9.3%	£189,921,154	38.2%	£137,467,485	20.6%	£113,971,744	44.9%	£78,638,008
	Net Assets	£9,782,059	35.3%	£7,232,223	83.9%	£3,933,452	115.5%	£1,825,444	363.6%	£393,734

CASH FLOW













	Date Of Accounts	31/12/16	(%)	31/12/15	(%)	31/12/14	(%)	31/12/13	(%)	31/12/12
	Net Cashflow from Operations	£1,238,471	167.7%	-£1,829,069	-188.5%	£2,065,756	-99.9%	£3,114,885,456	999.9%	£1,599,668
	Net Cashflow before Financing	-£17,108	99.4%	-£2,999,851	-365.7%	£1,128,936	-100%	£2,370,066,019	999.9%	-£285,725
	Net Cashflow from Financing	-	-	-	-	-	-	-	-	-
	Increase in Cash	-£17,108	99.4%	-£2,999,851	-365.7%	£1,128,936	-100%	£2,370,066,020	999.9%	-£285,725

DISCLAIMER : This Report is **PRIVATE & CONFIDENTIAL** and it is prepared at the request of and for its use by the Subscriber only. The Subscriber shall use the contents of the Report merely as an aid to its business. Mira Inform Private Limited ("MIPL") has collated information/data in the Report, which have not been verified unless otherwise specifically mentioned in the Report. The Subscriber shall independently verify the accuracy and correctness of the information/data before in any way acting upon the same. MIPL shall not be liable for any harm, injury, loss or damage caused to the Subscriber due to default by the Subscriber's debtors/beneficiaries in fulfilling their obligations of any nature whatsoever. This Report or any of its portion shall not be used as a documentary evidence or otherwise before any investigative agencies or forum of law. This Report is confidential and proprietary to MIPL. The Subscriber and/or any other person(s) may not reproduce, publish or disclose any of the contents of the Report to others without the express authorization of MIPL. This Report is prepared and issued to the Subscriber without any risk, responsibility or liability on the part of MIPL or its officials.


MISCELLANEOUS

	Date Of Accounts	31/12/16	(%)	31/12/15	(%)	31/12/14	(%)	31/12/13	(%)	31/12/12
	Contingent Liability	YES	-	YES	-	YES	-	YES	-	YES
	Capital Employed	£9,782,059	35.3%	£7,232,223	83.9%	£3,933,452	115.5%	£1,825,444	363.6%	£393,734
	Number of Employees	3	-	3	-	3	-	3	-	3
	Accountants									
	Auditors	PRICE BAILEY LLP								
	Auditor Comments	The audit report contains no adverse comments								
	Bankers	BNP PARIBAS FORTIS								
	Bank Branch Code	23-46-35								

RATIOS

	Date Of Accounts	31/12/16	31/12/15	31/12/14	31/12/13	31/12/12
	Pre-tax profit margin %	1.08	1.09	0.94	0.68	0.09
	Current ratio	1.06	1.04	1.03	1.02	1.01
	Sales/Net Working Capital	30.20	44.46	72.83	150.63	395.29
	Gearing %	19.40	8.20	21.30	0	0
	Equity in %	5.40	3.70	2.80	1.60	0.50
	Creditor Days	3.26	3.06	30.86	5.92	4.29
	Debtor Days	88	96.88	88.55	72.22	89.52
	Liquidity/Acid Test	1.05	1.02	1	0.98	0.99
	Return On Capital Employed %	32.58	48.55	68.27	101.98	37.06
	Return On Total Assets Employed %	1.75	1.78	1.89	1.60	0.18
	Current Debt Ratio	17.60	26.26	34.94	62.43	199.72
	Total Debt Ratio	17.60	26.26	34.94	62.43	199.72
	Stock Turnover Ratio %	0.12	0.61	1.05	1.34	0.52

DISCLAIMER : This Report is **PRIVATE & CONFIDENTIAL** and it is prepared at the request of and for its use by the Subscriber only. The Subscriber shall use the contents of the Report merely as an aid to its business. Mira Inform Private Limited ("MIPL") has collated information/data in the Report, which have not been verified unless otherwise specifically mentioned in the Report. The Subscriber shall independently verify the accuracy and correctness of the information/data before in any way acting upon the same. MIPL shall not be liable for any harm, injury, loss or damage caused to the Subscriber due to default by the Subscriber's debtors/beneficiaries in fulfilling their obligations of any nature whatsoever. This Report or any of its portion shall not be used as a documentary evidence or otherwise before any investigative agencies or forum of law. This Report is confidential and proprietary to MIPL. The Subscriber and/or any other person(s) may not reproduce, publish or disclose any of the contents of the Report to others without the express authorization of MIPL. This Report is prepared and issued to the Subscriber without any risk, responsibility or liability on the part of MIPL or its officials.

	Return on Net Assets Employed %	32.58	48.55	68.27	101.98	37.06
---	---------------------------------	-------	-------	-------	--------	-------

Report Notes

There are no notes to display.

Status History

No Status History found

EVENT HISTORY

Date	Description
22/12/2017	Confirmation Statement
20/12/2017	Confirmation Statement
25/11/2017	Confirmation Statement
13/10/2017	New Accounts Filed
13/10/2017	New Accounts Filed
23/12/2016	Mr B. Elwood has resigned as company secretary
23/12/2016	New Company Secretary Ms A. Di Biasi appointed
17/10/2016	New Accounts Filed
16/10/2016	Annual Returns
24/10/2015	New Accounts Filed
23/10/2015	Annual Returns
11/10/2015	New Accounts Filed
11/10/2015	New Accounts Filed
20/10/2014	Change in Reg.Office
20/10/2014	Change of Company Postcode

Previous Company Names

No Previous Names found

Writ Details

No writs found

STATISTICS

Group	2 companies
Linkages	3 companies
Countries	In 3 countries

DISCLAIMER : This Report is **PRIVATE & CONFIDENTIAL** and it is prepared at the request of and for its use by the Subscriber only. The Subscriber shall use the contents of the Report merely as an aid to its business. Mira Inform Private Limited ("MIPL") has collated information/data in the Report, which have not been verified unless otherwise specifically mentioned in the Report. The Subscriber shall independently verify the accuracy and correctness of the information/data before in any way acting upon the same. MIPL shall not be liable for any harm, injury, loss or damage caused to the Subscriber due to default by the Subscriber's debtors/beneficiaries in fulfilling their obligations of any nature whatsoever. This Report or any of its portion shall not be used as a documentary evidence or otherwise before any investigative agencies or forum of law. This Report is confidential and proprietary to MIPL. The Subscriber and/or any other person(s) may not reproduce, publish or disclose any of the contents of the Report to others without the express authorization of MIPL. This Report is prepared and issued to the Subscriber without any risk, responsibility or liability on the part of MIPL or its officials.

SUMMARY

Holding Company	-
Ownership Status	Wholly Owned
Ultimate Holding Company	TRICON INTERNATIONAL LTD

GROUP STRUCTUREFULL

Company Name	Registered Number	Latest Key Financials	Consol. Accounts	Turnover
TRICON INTERNATIONAL LTD		-	-	
TRICON ENERGY UK LIMITED	05938997	31.12.2016	N	£295,306,456

OTHER LINKED COMPANIES

Name	Number	Latest Key Financials	Turnover
TRICON GLOBAL HOLDING COMPANY LIMITED	07473459	31.12.2017	
TRICON ENERGY IBERICA	6332603	-	
TRICON DRY CHEMICALS, LLC		-	\$20,000,000

MORTGAGE DETAILS

Mortgage Type:	
Date Charge Created:	03/08/18
Date Charge Registered:	08/08/18
Date Charge Satisfied:	-
Status:	OUTSTANDING
Person(s) Entitled:	COÖPERATIEVE RABOBANK U.A. TRADING AS RABOBANK AS SECURITY TRUSTEE;
Amount Secured:	
Details:	CONTAINS FIXED CHARGE.CONTAINS NEGATIVEPLEDGE.
Mortgage Type:	
Date Charge Created:	11/01/18
Date Charge Registered:	12/01/18
Date Charge Satisfied:	-
Status:	OUTSTANDING
Person(s) Entitled:	COÖPERATIEVE RABOBANK U.A. TRADING AS RABOBANK (AS SECURITY AGENT);

DISCLAIMER : This Report is **PRIVATE & CONFIDENTIAL** and it is prepared at the request of and for its use by the Subscriber only. The Subscriber shall use the contents of the Report merely as an aid to its business. Mira Inform Private Limited ("MIPL") has collated information/data in the Report, which have not been verified unless otherwise specifically mentioned in the Report. The Subscriber shall independently verify the accuracy and correctness of the information/data before in any way acting upon the same. MIPL shall not be liable for any harm, injury, loss or damage caused to the Subscriber due to default by the Subscriber's debtors/beneficiaries in fulfilling their obligations of any nature whatsoever. This Report or any of its portion shall not be used as a documentary evidence or otherwise before any investigative agencies or forum of law. This Report is confidential and proprietary to MIPL. The Subscriber and/or any other person(s) may not reproduce, publish or disclose any of the contents of the Report to others without the express authorization of MIPL. This Report is prepared and issued to the Subscriber without any risk, responsibility or liability on the part of MIPL or its officials.

Amount Secured:			
Details:	CONTAINS FIXED CHARGE.CONTAINS NEGATIVEPLEDGE.		
Mortgage Type:			
Date Charge Created:	11/01/18		
Date Charge Registered:	12/01/18		
Date Charge Satisfied:	-		
Status:	OUTSTANDING		
Person(s) Entitled:	COÖPERATIEVE RABOBANK U.A. TRADING AS RABOBANK (AS SECURITY AGENT);		
Amount Secured:			
Details:	CONTAINS FIXED CHARGE.CONTAINS FLOATINGCHARGE.CONTAINS NEGATIVE PLEDGE.		
Mortgage Type:			
Date Charge Created:	11/01/18		
Date Charge Registered:	12/01/18		
Date Charge Satisfied:	-		
Status:	OUTSTANDING		
Person(s) Entitled:	COÖPERATIEVE RABOBANK U.A. TRADING AS RABOBANK (AS SECURITY AGENT);		
Amount Secured:			
Details:	CONTAINS FIXED CHARGE.CONTAINS FLOATINGCHARGE.FLOATING CHARGE COVERS ALL THE PROPERTY OR UNDERTAKING OF THE COMPANY.CONTAINS NEGATIVE PLEDGE.		
Mortgage Type:			
Date Charge Created:	11/01/18		
Date Charge Registered:	12/01/18		
Date Charge Satisfied:	-		
Status:	OUTSTANDING		
Person(s) Entitled:	COÖPERATIEVE RABOBANK U.A. TRADING AS RABOBANK (AS SECURITY AGENT);		
Amount Secured:			
Details:	CONTAINS FIXED CHARGE.CONTAINS NEGATIVEPLEDGE.		
Mortgage Type:			
Date Charge Created:	27/01/17		
Date Charge Registered:	14/02/17		
Date Charge Satisfied:	17/01/18		
Status:	SATISFIED		
Person(s) Entitled:	BNP PARIBAS (SUISSE) S.A.;		
Amount Secured:			
Details:	CONTAINS FIXED CHARGE.CONTAINS FLOATINGCHARGE.CONTAINS NEGATIVE PLEDGE.		
Mortgage Type:			
Date Charge Created:	27/01/17		
Date Charge Registered:	14/02/17		
Date Charge Satisfied:	17/01/18		
Status:	SATISFIED		
Person(s) Entitled:	BNP PARIBAS (SUISSE) S.A.;		

Amount Secured:			
Details:	CONTAINS FIXED CHARGE.CONTAINS NEGATIVEPLEDGE.		
Mortgage Type:			
Date Charge Created:	27/01/17		
Date Charge Registered:	14/02/17		
Date Charge Satisfied:	17/01/18		
Status:	SATISFIED		
Person(s) Entitled:	BNP PARIBAS (SUISSE) S.A.;		
Amount Secured:			
Details:	CONTAINS FIXED CHARGE.CONTAINS NEGATIVEPLEDGE.		
Mortgage Type:			
Date Charge Created:	23/10/15		
Date Charge Registered:	12/11/15		
Date Charge Satisfied:	15/01/18		
Status:	SATISFIED		
Person(s) Entitled:	ING,BELGIUM, BRUSSELS, GENEVA BRANCH;		
Amount Secured:			
Details:	CONTAINS FIXED CHARGE.		
Mortgage Type:			
Date Charge Created:	23/10/15		
Date Charge Registered:	13/11/15		
Date Charge Satisfied:	15/01/18		
Status:	SATISFIED		
Person(s) Entitled:	ING BELGIUM, BRUSSELS, GENEVA BRANCH;		
Amount Secured:			
Details:	N/ACONTAINS FIXED CHARGE.		
Mortgage Type:			
Date Charge Created:	23/10/15		
Date Charge Registered:	13/11/15		
Date Charge Satisfied:	15/01/18		
Status:	SATISFIED		
Person(s) Entitled:	ING BELGIUM, BRUSSELS, GENEVA BRANCH;		
Amount Secured:			
Details:	N/ACONTAINS FIXED CHARGE.		
Mortgage Type:			
Date Charge Created:	13/04/15		
Date Charge Registered:	20/04/15		
Date Charge Satisfied:	15/01/18		
Status:	SATISFIED		
Person(s) Entitled:	ABN AMRO CAPITAL USA LLC;		
Amount Secured:			
Details:	CONTAINS FIXED CHARGE.CONTAINS FLOATINGCHARGE.CONTAINS NEGATIVE PLEDGE.		
Mortgage Type:	TRADE FINANCE SECURITY AGREEMENT		
Date Charge Created:	15/10/10		
Date Charge Registered:	20/10/10		
Date Charge Satisfied:	15/01/18		

DISCLAIMER : This Report is **PRIVATE & CONFIDENTIAL** and it is prepared at the request of and for its use by the Subscriber only. The Subscriber shall use the contents of the Report merely as an aid to its business. Mira Inform Private Limited ("MIPL") has collated information/data in the Report, which have not been verified unless otherwise specifically mentioned in the Report. The Subscriber shall independently verify the accuracy and correctness of the information/data before in any way acting upon the same. MIPL shall not be liable for any harm, injury, loss or damage caused to the Subscriber due to default by the Subscriber's debtors/beneficiaries in fulfilling their obligations of any nature whatsoever. This Report or any of its portion shall not be used as a documentary evidence or otherwise before any investigative agencies or forum of law. This Report is confidential and proprietary to MIPL. The Subscriber and/or any other person(s) may not reproduce, publish or disclose any of the contents of the Report to others without the express authorization of MIPL. This Report is prepared and issued to the Subscriber without any risk, responsibility or liability on the part of MIPL or its officials.

Status:	SATISFIED		
Person(s) Entitled:	BNP PARIBAS (SUISSE) SA;		
Amount Secured:			
Details:	ASSIGNMENT OF MONEYS AND RECEIVABLES AND INSURANCES,A FIRST PRIORITY SECURITY INTEREST IN AND FLOATING CHARGE ALL THE CHARGOR'S RIGHTS TITLE AND INTEREST IN AND TO ALL MONEYS AND OTHER RECEIVABLES SEE IMAGE FOR FULL DETAILS		
Mortgage Type:	CHARGE OVER DEPOSITS		
Date Charge Created:	21/05/07		
Date Charge Registered:	31/05/07		
Date Charge Satisfied:	15/01/18		
Status:	SATISFIED		
Person(s) Entitled:	FORTIS BANK S.A./N.A.;		
Amount Secured:			
Details:	FIRST FIXED CHARGE THE DEPOSIT AND ALL THE COMPANY'S RIGT,TITLE,BENEFIT AND INTEREST WHATSOEVERSEE THE MORTGAGE CHARGE DOCUMENT FOR FULL DETAILS		
Mortgage Type:	GENERAL ASSIGNMENT OF RECEIVABLES		
Date Charge Created:	21/05/07		
Date Charge Registered:	31/05/07		
Date Charge Satisfied:	15/01/18		
Status:	SATISFIED		
Person(s) Entitled:	FORTIS BANK S.A/N.V.,UK BRANCH;		
Amount Secured:			
Details:	ALL ITS RIGHT,TITLE AND INTEREST IN ANDTO THE RECEIVABLESSEE THE MORTGAGE CHARGE DOCUMENT FOR FULL DETAILS		

PREVIOUS DIRECTOR/COMPANY SECRETARIES

Name	Current Active Appointments	Previous Appointments	Dissolved Companies
Jeffrey Howard McNear	0	2	0
Jeffrey Howard McNear	0	2	0
William Andrew Fry	0	2	0
William Andrew Fry	0	2	0
Bryan Elwood	0	1	0
Total Persons With Significant Control	2	Total Statements	0
Active	1	Active	0
Ceased	1	Ceased	0

ACTIVE PERSONS WITH SIGNIFICANT CONTROL

Name	Mr Ignacio Torras	Kind	Individual Person With Significant Control
Address	Dashwood House 7th Floor, 69 Old Broad Street, London	Country Of Residence	United States
Post Code	EC2M 1QS	Nationality	Spanish
Date of Birth	03/1964	Notified On	06/04/2016
Nature Of Control	Ownership Of Shares 75 To 100 Percent,Voting Rights 75 To 100 Percent,Right To Appoint And Remove Directors		

CEASED PERSONS WITH SIGNIFICANT CONTROL

Name	Tricon International Limited	Kind	Corporate Entity With Significant Control
Address	777 Post Oak Boulevard, Suite 550, Houston, Texas, 77056	Notified On	06/04/2016
Post Code	-	Ceased On	06/04/2016
Authority	Companies Act	Legal Form	Limited Company
Country Registered	-	Place Registered	-
Nature Of Control	Has significant influence or control	Registration Number	-

Active Statements

No Active Statements To Display

Ceased Statements

No Ceased Statements To Display

FOREIGN EXCHANGE RATES

Currency	Unit	Indian Rupees
US Dollar	1	INR 70.93
UK Pound	1	INR 92.35
Euro	1	INR 82.84
GBP	1	INR 91.47

Note : Above are approximate rates obtained from sources believed to be correct

INFORMATION DETAILS

Analysis Done by :	PRA
Report Prepared by :	TPT

DISCLAIMER : This Report is **PRIVATE & CONFIDENTIAL** and it is prepared at the request of and for its use by the Subscriber only. The Subscriber shall use the contents of the Report merely as an aid to its business. Mira Inform Private Limited ("MIPL") has collated information/data in the Report, which have not been verified unless otherwise specifically mentioned in the Report. The Subscriber shall independently verify the accuracy and correctness of the information/data before in any way acting upon the same. MIPL shall not be liable for any harm, injury, loss or damage caused to the Subscriber due to default by the Subscriber's debtors/beneficiaries in fulfilling their obligations of any nature whatsoever. This Report or any of its portion shall not be used as a documentary evidence or otherwise before any investigative agencies or forum of law. This Report is confidential and proprietary to MIPL. The Subscriber and/or any other person(s) may not reproduce, publish or disclose any of the contents of the Report to others without the express authorization of MIPL. This Report is prepared and issued to the Subscriber without any risk, responsibility or liability on the part of MIPL or its officials.

RATING EXPLANATIONS

Credit Rating	Explanation	Rating Comments
A++	Minimum Risk	Business dealings permissible with minimum risk of default
A+	Low Risk	Business dealings permissible with low risk of default
A	Acceptable Risk	Business dealings permissible with moderate risk of default
B	Medium Risk	Business dealings permissible on a regular monitoring basis
C	Medium High Risk	Business dealings permissible preferably on secured basis
D	High Risk	Business dealing not recommended or on secured terms only
NB	New Business	No recommendation can be done due to business in infancy stage
NT	No Trace	No recommendation can be done as the business is not traceable

NB is stated where there is insufficient information to facilitate rating. However, it is not to be considered as unfavourable.

This score serves as a reference to assess SC's credit risk and to set the amount of credit to be extended. It is calculated from a composite of weighted scores obtained from each of the major sections of this report. The assessed factors are as follows:

- Financial condition covering various ratios
- Company background and operations size
- Promoters / Management background
- Payment record
- Litigation against the subject
- Industry scenario / competitor analysis
- Supplier / Customer / Banker review (wherever available)