

MIRA INFORM REPORT

Report No. :	527459
Report Date :	04.09.2018

IDENTIFICATION DETAILS

Name :	NAGREEKA EXPORTS LIMITED
Registered Office :	18, R. N. Mukherjee Road, Kolkata – 700001, West Bengal
Tel. No.:	91-33-22108828
Country :	India
Financials (as on) :	31.03.2018
Date of Incorporation :	06.03.1989
Capital Investment / Paid-up Capital :	INR 62.550 Million
CIN No.: [Company Identification No.]	L18101WB1989PLC046387
IEC No.: [Import-Export Code No.]	0289003598
PAN No.: [Permanent Account No.]	AAACN9999A
Legal Form :	A Public Limited Liability Company. The Company's Shares are Listed on the Stock Exchanges.
Line of Business :	The company is engaged in manufacturing and export of cotton yarn and other various merchandise. (Registered Activity)
No. of Employees (As on 31.03. 2017) :	857 (Approximately)

RATING & COMMENTS

(Mira Inform has adopted New Rating mechanism w.e.f. 23rd January 2017)

MIRA's Rating : A

DISCLAIMER : This Report is **PRIVATE & CONFIDENTIAL** and it is prepared at the request of and for its use by the Subscriber only. The Subscriber shall use the contents of the Report merely as an aid to its business. Mira Inform Private Limited ("MIPL") has collated information/data in the Report, which have not been verified unless otherwise specifically mentioned in the Report. The Subscriber shall independently verify the accuracy and correctness of the information/data before in any way acting upon the same. MIPL shall not be liable for any harm, injury, loss or damage caused to the Subscriber due to default by the Subscriber's debtors/beneficiaries in fulfilling their obligations of any nature whatsoever. This Report or any of its portion shall not be used as a documentary evidence or otherwise before any investigative agencies or forum of law. This Report is confidential and proprietary to MIPL. The Subscriber and/or any other person(s) may not reproduce, publish or disclose any of the contents of the Report to others without the express authorization of MIPL. This Report is prepared and issued to the Subscriber without any risk, responsibility or liability on the part of MIPL or its officials.

Credit Rating	Explanation	Rating Comments
A	Acceptable Risk	Business dealings permissible with moderate risk of default

Maximum Credit Limit :	USD 3200000
Status :	Satisfactory
Payment Behaviour :	Usually Correct
Litigation :	Clear
Comments :	<p>Nagreeka Exports Ltd (NEL), Incorporated in March 1989 was promoted by late Mr. Ishwarlal Patwari. NEL is engaged into trading and exporting activities for over four decades. NEL is involved in manufacturing and trading of textile products such as cotton yarn, knitted fabrics, etc.</p> <p>The company was incorporated in the year 1989 and is based in Kolkata, West Bengal. It is an established company having satisfactory track record.</p> <p>For the financial year ended 2018, revenue of the company has marginally declined and has reported profit margin 0.43% (approx.)</p> <p>The company possesses an acceptable financial profile marked by healthy net worth base along with fair debt level and favorable gap between trade payables to its trade receivables.</p> <p>The company also derives strength from its long standing track record of business operation.</p> <p>Trade relations are reported as fair. Business is active. Payment terms are seems to be usually correct.</p> <p>In view of the aforesaid, the company can be considered for business dealings at usual trade terms and conditions</p>

NOTES :

Any query related to this report can be made on e-mail : infodept@mirainform.com while quoting report number, name and date.

ECGC Country Risk Classification List

Country Name	Previous Rating (31.12.2017)	Current Rating (01.04.2018)
India	A1	A1

Risk Category	ECGC Classification
Insignificant	A1

DISCLAIMER : This Report is **PRIVATE & CONFIDENTIAL** and it is prepared at the request of and for its use by the Subscriber only. The Subscriber shall use the contents of the Report merely as an aid to its business. Mira Inform Private Limited ("MIPL") has collated information/data in the Report, which have not been verified unless otherwise specifically mentioned in the Report. The Subscriber shall independently verify the accuracy and correctness of the information/data before in any way acting upon the same. MIPL shall not be liable for any harm, injury, loss or damage caused to the Subscriber due to default by the Subscriber's debtors/beneficiaries in fulfilling their obligations of any nature whatsoever. This Report or any of its portion shall not be used as a documentary evidence or otherwise before any investigative agencies or forum of law. This Report is confidential and proprietary to MIPL. The Subscriber and/or any other person(s) may not reproduce, publish or disclose any of the contents of the Report to others without the express authorization of MIPL. This Report is prepared and issued to the Subscriber without any risk, responsibility or liability on the part of MIPL or its officials.

Low Risk	A2
Moderately Low Risk	B1
Moderate Risk	B2
Moderately High Risk	C1
High Risk	C2
Very High Risk	D

EXTERNAL AGENCY RATING

Rating Agency Name	CARE
Rating	Long Term Rating = BBB -
Rating Explanation	Moderate degree of safety and moderate credit risk
Date	06.10.2017
Rating Agency Name	CARE
Rating	Short Term Rating = A3
Rating Explanation	Moderate degree of safety and higher credit risk
Date	06.10.2017

RBI DEFAULTERS' LIST STATUS

Subject's name is not enlisted as a defaulter in the publicly available RBI Defaulters' list.

EPF (Employee Provident Fund) DEFAULTERS' LIST STATUS

Subject's name is not enlisted as a defaulter in the publicly available EPF (Employee Provident Fund) Defaulters' list as of 31-03-2018.

BIFR (Board for Industrial & Financial Reconstruction) LISTING STATUS

Subject's name is not listed as a Sick Unit in the publicly available BIFR (Board for Industrial & Financial Reconstruction) list as of 04.09.2018.

IBBI (Insolvency and Bankruptcy Board of India) LISTING STATUS

Subject's name is not listed in the publicly available IBBI (Insolvency and Bankruptcy Board of India) list as of report date.

INFORMATION DENIED

Name :	Mr. K.N Bansal
---------------	----------------

DISCLAIMER : This Report is **PRIVATE & CONFIDENTIAL** and it is prepared at the request of and for its use by the Subscriber only. The Subscriber shall use the contents of the Report merely as an aid to its business. Mira Inform Private Limited ("MIPL") has collated information/data in the Report, which have not been verified unless otherwise specifically mentioned in the Report. The Subscriber shall independently verify the accuracy and correctness of the information/data before in any way acting upon the same. MIPL shall not be liable for any harm, injury, loss or damage caused to the Subscriber due to default by the Subscriber's debtors/beneficiaries in fulfilling their obligations of any nature whatsoever. This Report or any of its portion shall not be used as a documentary evidence or otherwise before any investigative agencies or forum of law. This Report is confidential and proprietary to MIPL. The Subscriber and/or any other person(s) may not reproduce, publish or disclose any of the contents of the Report to others without the express authorization of MIPL. This Report is prepared and issued to the Subscriber without any risk, responsibility or liability on the part of MIPL or its officials.

Designation :	Chief Finance Officer
Contact No.:	91-33-2108828
Date :	30.08.2018

Management Non-Cooperative (Tel No: 91-22-3670365/ 61447500)

LOCATIONS

Registered Office :	18, R. N. Mukherjee Road, 6th Floor, Kolkata – 700001, West Bengal, India
Tel. No.:	91-33-22108828 / 22484922 / 4943/ 22108827
Fax No.:	91-33-22481693
E-Mail :	info@nagreeka.com sunil@nagreeka.com rathin@nagreeka.com knbansal@nagreeka.com vinodnagreeka.com sushil@nagreeka.com
Website :	www.nagreeka.com
Corporate Office 1 :	7, Kala Bhavan 3, Mathew Road, Mumbai – 400004, Maharashtra, India
Tel. No.:	91-22-23670365 / 61447500
Fax No.:	91-22-23612579 / 23630475
E-Mail :	Info@nagreeka.com salea@nagreeka.com purchase@nagreeka.com
Corporate Office 2 :	21-22, Kala Bhavan, 3, Mathew Road, Mumbai – 400004, Maharashtra, India
Tel. No.:	91-22-23625977 / 61447500 / 23618873
Factory 1 :	Laxmi Tekdi, ssVillage Yavluji, Taluka Panhala, District – Kolhapur, Maharashtra, India
Factory 2 :	Plot No. T- 48, MIDC, Kagal - Hatkanangale, Five Star Industrial Area, Village : Talandage, Taluka : Hatkanangale, District : Kolhapur, Maharashtra, India
Factory 3:	C-26, Panaki Industrial Estate Site - 1, Kanpur - 208022, Uttar Pradesh, India

DIRECTORS

AS ON 31.03.2018

Name :	Mr. Sushil Patwari
Designation :	Chairman and Managing Director
Address :	18A, Alipore Road, Kolkata – 700027, West Bengal, India
Date of Birth/Age :	20.08.1954
Qualification :	B. Com (H)

DISCLAIMER : This Report is **PRIVATE & CONFIDENTIAL** and it is prepared at the request of and for its use by the Subscriber only. The Subscriber shall use the contents of the Report merely as an aid to its business. Mira Inform Private Limited ("MIPL") has collated information/data in the Report, which have not been verified unless otherwise specifically mentioned in the Report. The Subscriber shall independently verify the accuracy and correctness of the information/data before in any way acting upon the same. MIPL shall not be liable for any harm, injury, loss or damage caused to the Subscriber due to default by the Subscriber's debtors/beneficiaries in fulfilling their obligations of any nature whatsoever. This Report or any of its portion shall not be used as a documentary evidence or otherwise before any investigative agencies or forum of law. This Report is confidential and proprietary to MIPL. The Subscriber and/or any other person(s) may not reproduce, publish or disclose any of the contents of the Report to others without the express authorization of MIPL. This Report is prepared and issued to the Subscriber without any risk, responsibility or liability on the part of MIPL or its officials.

Date of Appointment :	06.03.1989
DIN No.:	00023980
Name :	Mr. Sunil Patwani
Designation :	Vice Chairman and Managing Director
Date of Birth/Age :	15.11.1960
Qualification :	B.com., FCA,PGDM (IIMA)
Address :	5, Rishikesh, 63 Worli Hill Road, Mumbai – 400018, Maharashtra, India
Date of Appointment :	02.05.1989
DIN No.:	00024007
Name :	Mr. Mahendra Patwari
Designation :	Whole-time Director
Address :	5, Rishikesh, 63 Worli Hill Road, Mumbai – 400018, Maharashtra, India
Date of Birth/Age :	15.03.1963
Qualification :	B. E. from IIT
Date of Appointment :	01.07.2004
DIN No.:	00024002
Name :	Mr. Mohan Kishen Ogra
Designation :	Director
Address :	9, Mayfair Road, Flat No 1B, Kolkata – 700019, West Bengal, India
Date of Birth/Age :	15.09.1930
Qualification :	Graduate (Maths and Stastic)
Date of Appointment :	30.06.2001
DIN No.:	01081215
Name :	Mr. Bibhuti Charan Talukdar
Designation :	Director
Date of Birth/Age :	01.03.1936
Qualification :	B.com., PGDM
Address :	18/1/14, Uday Shankar Sarani, Kolkata – 700033, West Bengal, India
Date of Appointment :	30.06.2005
DIN No.:	00024015
Name :	Mr. Mahabir Prasad Periwal
Designation :	Director
Address :	Anugrah 9, New Road, Kolkata – 700027, West Bengal, India
Date of Birth/Age :	12.08.1944
Qualification :	Graduate
Date of Appointment :	07.08.2008
DIN No.:	00008112
Name :	Mr. Rajendra Mahavirprasad Ruia
Designation :	Director
Date of Birth/Age :	09.01.1957
Qualification :	B.Sc.,MBA

Address :	Ruia Bhavan , Hanuman X Road No. 1, Vile Parle – (East), Mumbai – 400057, Maharashtra, India
Date of Appointment :	31.07.2008
DIN No.:	01300823
Name :	Ms. Surabhi Sanganeria
Designation :	Additional Director
Address:	2 A, sRajhans, 6 Hastings Park Road, Kolkata - 700027, West Bengal, India
Date of Appointment :	13.11.2014
DIN No.:	06987772
Name :	Debabrata Das Choudhary
Designation :	Whole- Time Director
Date of Birth/Age :	14.02.1953
Qualification :	B.sc (Tech) in textile Technology, PGDCM,FIE (India), Chartered Engineer
Address :	364/1, N.S.C. Bose Road, Kolkata, LP. 15/61/2, Kolkata – 700047, West Bengal, India
Date of Appointment :	25.05.2016
DIN No.:	07479334

KEY EXECUTIVES

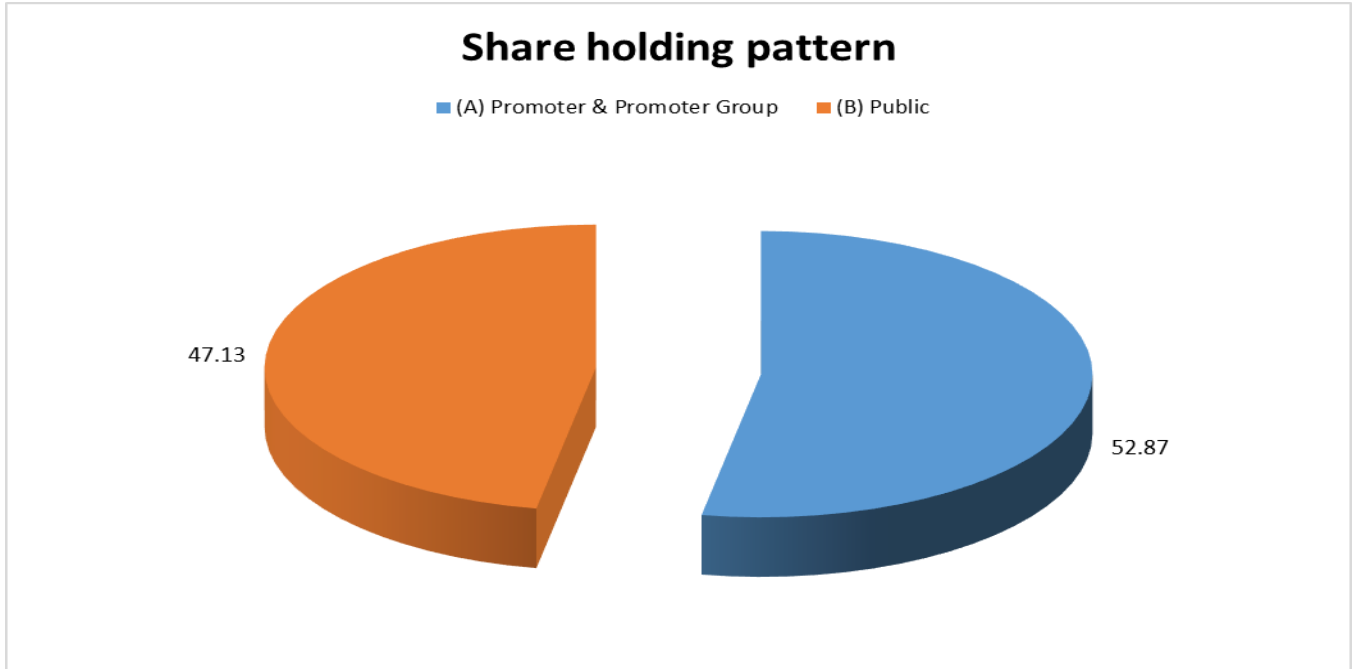
Name :	Mr. Jitendra Tiwari
Designation :	Secretary
Address	188/48, Lake Gardens, Kolkata - 700045, West Bengal, India
Date of Appointment:	01/09.1995
PAN No.:	ABRPT2839G
Name :	Mr. Kedar Nath Bansal
Designation :	Chief Finance Officer
Address	3C, Ganapati Apartment, 51A, B.T. Road, Kolkata - 700050, West Bengal, India
Date of Appointment:	29.05.2014
PAN No.:	AEDPB5188B

SHAREHOLDING PATTERN

AS ON 30.06.2018

Category of shareholder	No. of fully paid up equity shares held	Shareholding as a % of total no. of shares (calculated as per SCRR, 1957)As a % of (A+B+C2)
(A) Promoter & Promoter Group	6608709	52.87
(B) Public	5890991	47.13
Grand Total	12499700	100.00

DISCLAIMER : This Report is **PRIVATE & CONFIDENTIAL** and it is prepared at the request of and for its use by the Subscriber only. The Subscriber shall use the contents of the Report merely as an aid to its business. Mira Inform Private Limited ("MIPL") has collated information/data in the Report, which have not been verified unless otherwise specifically mentioned in the Report. The Subscriber shall independently verify the accuracy and correctness of the information/data before in any way acting upon the same. MIPL shall not be liable for any harm, injury, loss or damage caused to the Subscriber due to default by the Subscriber's debtors/beneficiaries in fulfilling their obligations of any nature whatsoever. This Report or any of its portion shall not be used as a documentary evidence or otherwise before any investigative agencies or forum of law. This Report is confidential and proprietary to MIPL. The Subscriber and/or any other person(s) may not reproduce, publish or disclose any of the contents of the Report to others without the express authorization of MIPL. This Report is prepared and issued to the Subscriber without any risk, responsibility or liability on the part of MIPL or its officials.



STATEMENT SHOWING SHAREHOLDING PATTERN OF THE PROMOTER AND PROMOTER GROUP

Category of shareholder	No. of fully paid up equity shares held	Shareholding as a % of total no. of shares (calculated as per SCRR, 1957)As a % of (A+B+C2)
A1) Indian		0.00
Individuals/Hindu undivided Family	4503523	36.03
SUNIL PATWARI	934900	7.48
SUSHIL PATWARI	822623	6.58
MAHENDRA PATWARI	534900	4.28
SATISH PATWARI	533000	4.26
MINAKSHI PATWARI	389600	3.12
ISHWARLAL MAHENDRA KUMAR (HUF)	262500	2.10
ISHWARLAL SATISH KUMAR (HUF)	195000	1.56
ISHWARLAL PATWARI & SONS (HUF)	155000	1.24
SUSHIL PATWARI(HUF)	150000	1.20
RASHI SARAF	100000	0.80
ANITA PATWARI	90000	0.72
USHA PATWARI	86000	0.69
SUNIL PATWARI (HUF)	70000	0.56
ISHWARLAL SUSHIL KUMAR (HUF)	70000	0.56
SARITA PATWARI	70000	0.56

DISCLAIMER : This Report is **PRIVATE & CONFIDENTIAL** and it is prepared at the request of and for its use by the Subscriber only. The Subscriber shall use the contents of the Report merely as an aid to its business. Mira Inform Private Limited ("MIPL") has collated information/data in the Report, which have not been verified unless otherwise specifically mentioned in the Report. The Subscriber shall independently verify the accuracy and correctness of the information/data before in any way acting upon the same. MIPL shall not be liable for any harm, injury, loss or damage caused to the Subscriber due to default by the Subscriber's debtors/beneficiaries in fulfilling their obligations of any nature whatsoever. This Report or any of its portion shall not be used as a documentary evidence or otherwise before any investigative agencies or forum of law. This Report is confidential and proprietary to MIPL. The Subscriber and/or any other person(s) may not reproduce, publish or disclose any of the contents of the Report to others without the express authorization of MIPL. This Report is prepared and issued to the Subscriber without any risk, responsibility or liability on the part of MIPL or its officials.

RAHUL PATWARI	20000	0.16
PRATYUSH PATWARI	20000	0.16
Any Other (specify)	2105186	16.84
DADRA EXIMP PVT LTD	2105186	16.84
Sub Total A1	6608709	52.87
A2) Foreign		0.00
A=A1+A2	6608709	52.87

STATEMENT SHOWING SHAREHOLDING PATTERN OF THE PUBLIC SHAREHOLDER

Category & Name of the Shareholders	No. of fully paid up equity shares held	Shareholding % calculated as per SCRR, 1957 As a % of (A+B+C2)
B1) Institutions	0	0.00
Mutual Funds/	3300	0.03
Financial Institutions/ Banks	300	0.00
Any Other (specify)	300	0.00
Sub Total B1	3900	0.03
B2) Central Government/ State Government(s)/ President of India	0	0.00
B3) Non-Institutions	0	0.00
Individual share capital upto INR 0.200 Million	3176502	25.41
Individual share capital in excess of INR 0.200 Million	134472	1.08
NBFCs registered with RBI	4099	0.03
Any Other (specify)	2572018	20.58
Bodies Corporate	2275216	18.20
ALPS VINIYOG Private Limited	421756	3.37
SHREE VINIYOG Private Limited	348400	2.79
LAKECITY VENTURES Private Limited	814823	6.52
SRI KRISHNA VINIYOG Private Limited	454636	3.64
Clearing Members	71538	0.57
Non-Resident Indian (NRI)	225264	1.80
Sub Total B3	5887091	47.10
B=B1+B2+B3	5890991	47.13

BUSINESS DETAILS

Line of Business :	The company is engaged in manufacturing and export of cotton yarn and other various merchandise. (Registered Activity)	
Products / Services :	(NIC Code)	Product Description
	13119	Cotton Yarn spinning
	13911	Fabric Knitting

DISCLAIMER : This Report is **PRIVATE & CONFIDENTIAL** and it is prepared at the request of and for its use by the Subscriber only. The Subscriber shall use the contents of the Report merely as an aid to its business. Mira Inform Private Limited ("MIPL") has collated information/data in the Report, which have not been verified unless otherwise specifically mentioned in the Report. The Subscriber shall independently verify the accuracy and correctness of the information/data before in any way acting upon the same. MIPL shall not be liable for any harm, injury, loss or damage caused to the Subscriber due to default by the Subscriber's debtors/beneficiaries in fulfilling their obligations of any nature whatsoever. This Report or any of its portion shall not be used as a documentary evidence or otherwise before any investigative agencies or forum of law. This Report is confidential and proprietary to MIPL. The Subscriber and/or any other person(s) may not reproduce, publish or disclose any of the contents of the Report to others without the express authorization of MIPL. This Report is prepared and issued to the Subscriber without any risk, responsibility or liability on the part of MIPL or its officials.

Brand Names :	Not Available
Agencies Held :	Not Available
Exports :	Not Available
Imports :	Not Available
Terms :	Not Available

PRODUCTION STATUS – (NOT AVAILABLE)

GENERAL INFORMATION

Suppliers :	Reference :	Not Divulged
Customers :	Reference :	Not Divulged
No. of Employees (As on 31.03. 2017) :	857 (Approximately)	
Bankers :	Bank Name	Canara Bank
	Branch	Overseas Branch2/1, Russel Street, Kolkata -700001 , West Bengal, India
Facilities :	SECURED LOANS	31.03.2018 INR In Million
	LONG TERM BORROWINGS	31.03.2017 INR In Million
	Term Loans	
	Term Loan From Bank	NA
	term loans from bank – current	NA
	Term Loans from Bank	
	Rupee Term loan from Canara Bank - Kolkata, Oriental Bank of Commerce – Kolkata and State Bank of Patiala – Mumbai is secured by	
	(a) an equitable mortgage ranking pari passu inter-se by deposit of title deeds of all the immovable properties of the company both present and future, relating to its spinning unit premises at Village : Yavluj, District : Kolhapur, Maharashtra	
	(b) by way of hypothecation ranking pari passu inter-se of all movable properties of	

	<p>the company both present and future including movable machineries, spares, tools & accessories (save & except book debts) subject to prior charges created or to be created in favour of the Company's Bankers, on its stock of Raw Materials, finished goods, consumable stores, book debts & such other movables as may be specifically permitted by the institutions in writing, to secure borrowings for working capital requirements and</p> <p>(c) Personal guarantee of some of the Directors of the Company.</p> <p>iii) Rupee Term loan from Canara Bank - Kolkata is secured by</p> <p>(a) an equitable mortgage ranking exclusive charges inter-se by deposit of title deeds of all the immovable properties of the company both present and future, relating to its Dying & Bleaching unit premises at Village : Kagal, District : Kolhapur, Maharastra</p> <p>(b) all the existing securities for other regular limits will be available as co-lateral security on pari passu basis</p> <p>iv) Working Capital Term Loan from Canara Bank, Overseas Branch, Kolkata is secured by way of :</p> <p>(a) hypothecation of stock of Raw materials, Work-in-process, finished goods and book debts relating to spinning unit at Village : Yavluj, District : Kolhapur, Maharastra and stock-in-trade at trading unit Kolkata</p> <p>(b) Second charge on immovable properties of the company relating to above mentioned spinning unit</p> <p>(c) Personal guarantee of some of the Directors of the Company.</p> <p>v) For the above loan a securitisation agreement entered in between the Company, AXIS Bank Limited and the above</p>		
--	--	--	--

	lenders.		
	SHORT TERM BORROWINGS		
	Secured Loans	NA	1361.781
	Working Capital Loans from Bank		
	i) Working Capital Loan from Canara Bank, Overseas Branch, Kolkata & Mumbai , Oriental Bank of Commerce, Overseas Branch, Kolkata, Allahabad Bank, Industrial Finance Branch, Kolkata and State Bank of Patiala - Commercial Branch, Mumbai are secured by way of :		
	(a) First charge by way of hypothecation of stock of Raw materials, Work-in-process, finished goods and book debts relating to spinning unit at Village : Yavluj, District : Kolhapur, Maharastra, Dying & Bleaching unit premises at Village : Kagal, District : Kolhapur, Maharastra and stock-in-trade at trading unit Kolkata & Mumbai, both present and future in a form and manner satisfactory to the bank, ranking pari pasu with each other participating working capital banks.		
	(b) Second charge on all the fixed assets of the company, both present and future ranking pari passu with each other participating working capital banks.		
	(c) Personal guarantee of some of the Directors of the Company.		
	Total	NA	1758.563

Auditor1 :	
Name :	Das and Prasad Chartered Accountants
Address :	4, Chowringhee Lane Kolkata – 700016, West Bengal, India
Tel. No.:	91-33-22521911 / 12
Fax No.:	91-33-22521913
E-Mail :	d.pkkolkata@yahoo.com
Website :	www.dasandprasad.com
Auditor 2	
Name :	Nath and Company Chartered Accountants

DISCLAIMER : This Report is **PRIVATE & CONFIDENTIAL** and it is prepared at the request of and for its use by the Subscriber only. The Subscriber shall use the contents of the Report merely as an aid to its business. Mira Inform Private Limited ("MIPL") has collated information/data in the Report, which have not been verified unless otherwise specifically mentioned in the Report. The Subscriber shall independently verify the accuracy and correctness of the information/data before in any way acting upon the same. MIPL shall not be liable for any harm, injury, loss or damage caused to the Subscriber due to default by the Subscriber's debtors/beneficiaries in fulfilling their obligations of any nature whatsoever. This Report or any of its portion shall not be used as a documentary evidence or otherwise before any investigative agencies or forum of law. This Report is confidential and proprietary to MIPL. The Subscriber and/or any other person(s) may not reproduce, publish or disclose any of the contents of the Report to others without the express authorization of MIPL. This Report is prepared and issued to the Subscriber without any risk, responsibility or liability on the part of MIPL or its officials.

Address :	Shantinketan Building, B, camac Street, 2 nd Floor, Room No.4, Kolkata – 700017, West Bengal, India
Tel. No.:	91-33-22521911/ 12
Fax No.:	91-33-22521913
Memberships :	Not Available
Collaborators :	Not Available
Other related parties (AS ON 31.03.2017) :	Patwari Properties

CAPITAL STRUCTURE

AS ON 31.03.2018

Authorised Capital : Not Available

Issued, Subscribed & Paid-up Capital : INR 62.550 Million

AS ON 31.03.2017

Authorised Capital :

No. of Shares	Type	Value	Amount
3,00,00,000	Equity Shares	INR 5/- each	INR 150.000 Million

DISCLAIMER : This Report is **PRIVATE & CONFIDENTIAL** and it is prepared at the request of and for its use by the Subscriber only. The Subscriber shall use the contents of the Report merely as an aid to its business. Mira Inform Private Limited ("MIPL") has collated information/data in the Report, which have not been verified unless otherwise specifically mentioned in the Report. The Subscriber shall independently verify the accuracy and correctness of the information/data before in any way acting upon the same. MIPL shall not be liable for any harm, injury, loss or damage caused to the Subscriber due to default by the Subscriber's debtors/beneficiaries in fulfilling their obligations of any nature whatsoever. This Report or any of its portion shall not be used as a documentary evidence or otherwise before any investigative agencies or forum of law. This Report is confidential and proprietary to MIPL. The Subscriber and/or any other person(s) may not reproduce, publish or disclose any of the contents of the Report to others without the express authorization of MIPL. This Report is prepared and issued to the Subscriber without any risk, responsibility or liability on the part of MIPL or its officials.

--	--	--	--

Issued Capital:

No. of Shares	Type	Value	Amount
1,25,10,000	Equity Shares	INR 5/- each	INR 62.550 Million

Subscribed and paid up

No. of Shares	Type	Value	Amount
1,24,99,700	Equity Shares	INR 5/- each	INR 62.498 Million
10330	Equity forfeited shares	INR 5/- each	INR 0.052 Million
	Total		INR 62.550 Million

Reconciliation of the number of shares

Equity Shares	Number of Shares	Amount
Shares Outstanding as at April 1,2016	12,499,700	62.498
Shares Outstanding as at March 31, 2017	12,499,700	62.498

Details of equity shares held by shareholders holding more than 5% shares:

Name of Shareholder	Number of Shares	% holding
Sushil Patwari	791,900	6.34%
Sunil Patwari	934,900	7.48%
Dadra Exmip Private Limited (Previously Nagreeka Synthetics Private Limited)	2,105,186	16.84%
Agarwal Galvanising Private Limited	--	--
Lakecity Ventures Private Limited	814,823	6.52%

The company has one class of equity share having a par value of INR 5 per share. Each shareholder is eligible for one vote per share held.

FINANCIAL DATA
[all figures are INR Million]

ABRIDGED BALANCE SHEET [STANDALONE]

SOURCES OF FUNDS	31.03.2018	31.03.2017	31.03.2016
I. EQUITY AND LIABILITIES			
(1) Shareholders' Funds			
(a) Share Capital	62.550	62.550	62.550
(b) Reserves & Surplus	1072.937	961.229	950.878
(c) Money received against share warrants	0.000	0.000	0.000
(2) Share Application money pending allotment	0.000	0.000	0.000
Total Shareholders' Funds (1) + (2)	1135.487	1023.779	1013.428
(3) Non-Current Liabilities			
(a) long-term borrowings	256.888	508.683	540.935
(b) Deferred tax liabilities (Net)	222.517	212.816	189.036
(c) Other long term liabilities	0.000	0.000	0.000
(d) long-term provisions	1.921	0.000	0.000
Total Non-current Liabilities (3)	481.326	721.499	729.971
(4) Current Liabilities			
(a) Short term borrowings	1369.769	1361.781	1387.320
(b) Trade payables	106.282	457.202	334.664
(c) Other current liabilities	333.548	171.241	142.024
(d) Short-term provisions	78.941	16.492	14.942
Total Current Liabilities (4)	1888.540	2006.716	1878.950
TOTAL	3505.353	3751.994	3622.349
II. ASSETS			
(1) Non-current assets			
(a) Fixed Assets			
(i) Tangible assets	1342.044	1337.933	1300.863
(ii) Intangible Assets	0.000	1.667	0.000
(iii) Capital work-in-progress	0.000	0.000	36.738
(iv) Intangible assets under development	0.000	0.000	0.000
(b) Non-current Investments	195.862	179.128	179.128
(c) Deferred tax assets (net)	0.000	0.000	0.000
(d) Long-term Loan and Advances	9.439	54.586	47.542
(e) Other Non-current assets	58.894	0.000	0.000
Total Non-Current Assets	1606.239	1573.314	1564.271

DISCLAIMER : This Report is **PRIVATE & CONFIDENTIAL** and it is prepared at the request of and for its use by the Subscriber only. The Subscriber shall use the contents of the Report merely as an aid to its business. Mira Inform Private Limited ("MIPL") has collated information/data in the Report, which have not been verified unless otherwise specifically mentioned in the Report. The Subscriber shall independently verify the accuracy and correctness of the information/data before in any way acting upon the same. MIPL shall not be liable for any harm, injury, loss or damage caused to the Subscriber due to default by the Subscriber's debtors/beneficiaries in fulfilling their obligations of any nature whatsoever. This Report or any of its portion shall not be used as a documentary evidence or otherwise before any investigative agencies or forum of law. This Report is confidential and proprietary to MIPL. The Subscriber and/or any other person(s) may not reproduce, publish or disclose any of the contents of the Report to others without the express authorization of MIPL. This Report is prepared and issued to the Subscriber without any risk, responsibility or liability on the part of MIPL or its officials.

(2) Current assets			
(a) Current investments	0.000	0.000	0.000
(b) Inventories	867.988	900.361	878.460
(c) Trade receivables	264.915	527.278	298.631
(d) Cash and cash equivalents	4.302	36.347	24.389
(e) Short-term loans and advances	26.431	714.694	856.598
(f) Other current assets	735.478	0.000	0.000
Total Current Assets	1899.114	2178.680	2058.078
TOTAL	3505.353	3751.994	3622.349

PROFIT & LOSS ACCOUNT [STANDALONE]

	PARTICULARS	31.03.2018	31.03.2017	31.03.2016
	SALES			
	Income	5474.444	6156.208	4922.154
	Other Income	21.270	4.502	5.802
	TOTAL	5495.714	6160.710	4927.956
Less	EXPENSES			
	Cost of Materials Consumed	1872.658	1400.302	1397.579
	Purchases of Stock-in-Trade	2489.557	3561.845	2353.878
	Changes in inventories of finished goods, work-in-progress and Stock-in-Trade	3.442	(10.615)	1.916
	Employees benefits expense	241.367	241.219	192.185
	Other expenses	646.546	737.714	767.302
	TOTAL	5253.570	5930.465	4712.860
	PROFIT/ (LOSS) BEFORE INTEREST, TAX, DEPRECIATION AND AMORTISATION	242.144	230.245	215.096
Less	FINANCIAL EXPENSES	141.339	129.028	116.919
	PROFIT / (LOSS) BEFORE TAX, DEPRECIATION AND AMORTISATION	100.805	101.217	98.177
Less	DEPRECIATION/ AMORTISATION	67.684	67.086	63.011
	PROFIT/ (LOSS) BEFORE TAX	33.121	34.131	35.166
Less	TAX	9.176	23.780	9.775
	PROFIT/ (LOSS) AFTER TAX	23.945	10.351	25.391
	Earnings / (Loss) Per Share (INR)	1.92	0.83	2.03

DISCLAIMER : This Report is **PRIVATE & CONFIDENTIAL** and it is prepared at the request of and for its use by the Subscriber only. The Subscriber shall use the contents of the Report merely as an aid to its business. Mira Inform Private Limited ("MIPL") has collated information/data in the Report, which have not been verified unless otherwise specifically mentioned in the Report. The Subscriber shall independently verify the accuracy and correctness of the information/data before in any way acting upon the same. MIPL shall not be liable for any harm, injury, loss or damage caused to the Subscriber due to default by the Subscriber's debtors/beneficiaries in fulfilling their obligations of any nature whatsoever. This Report or any of its portion shall not be used as a documentary evidence or otherwise before any investigative agencies or forum of law. This Report is confidential and proprietary to MIPL. The Subscriber and/or any other person(s) may not reproduce, publish or disclose any of the contents of the Report to others without the express authorization of MIPL. This Report is prepared and issued to the Subscriber without any risk, responsibility or liability on the part of MIPL or its officials.

CURRENT MATURITIES OF LONG TERM DEBT DETAILS

Particulars	31.03.2018	31.03.2017	31.03.2016
Current Maturities of Long term debt	NA	NA	NA
Cash generated from operations	NA	249.682	183.915
Net cash flow from (used in) operations	NA	243.578	167.339

QUARTERLY RESULTS

PARTICULARS			30.06.2018 1 st Quarter (Unaudited)
Net Sales			1622.760
Total Expenditure			1570.060
PBIDT (Excluding Other Income)			52.700
Other Income			0.270
Operating Profit			52.970
Interest			27.540
Exceptional Items			NA
PBDT			25.430
Depreciation			17.430
Profit Before Tax			8.000
Tax			0.930
Provisions and contingencies			NA
Profit After Tax			7.070
Extraordinary Items			NA
Prior Period Expenses			NA
Other Adjustments			NA
Net Profit			7.070

KEY RATIOS

EFFICIENCY RATIOS

PARTICULARS	31.03.2018	31.03.2017	31.03.2016
Average Collection Days (Sundry Debtors / Income * 365)	17.66	31.26	22.14
Account Receivables Turnover (Income / Sunday Debtors)	20.66	11.68	16.48
Average Payment Days	8.89	33.63	32.56

DISCLAIMER : This Report is **PRIVATE & CONFIDENTIAL** and it is prepared at the request of and for its use by the Subscriber only. The Subscriber shall use the contents of the Report merely as an aid to its business. Mira Inform Private Limited ("MIPL") has collated information/data in the Report, which have not been verified unless otherwise specifically mentioned in the Report. The Subscriber shall independently verify the accuracy and correctness of the information/data before in any way acting upon the same. MIPL shall not be liable for any harm, injury, loss or damage caused to the Subscriber due to default by the Subscriber's debtors/beneficiaries in fulfilling their obligations of any nature whatsoever. This Report or any of its portion shall not be used as a documentary evidence or otherwise before any investigative agencies or forum of law. This Report is confidential and proprietary to MIPL. The Subscriber and/or any other person(s) may not reproduce, publish or disclose any of the contents of the Report to others without the express authorization of MIPL. This Report is prepared and issued to the Subscriber without any risk, responsibility or liability on the part of MIPL or its officials.

(Sundry Creditors / Purchases * 365 Days)			
Inventory Turnover (Operating Income / Inventories)	0.28	0.26	0.24
Asset Turnover (Operating Income / Net Fixed Assets)	0.18	0.17	0.16

LEVERAGE RATIOS

PARTICULARS	31.03.2018	31.03.2017	31.03.2016
Debt Ratio (Borrowing + Current Liabilities) / Total Assets	0.61	0.67	0.67
Debt Equity Ratio (Total Liability / Networth)	1.43	1.83	1.90
Current Liabilities to Networth (Current Liabilities / Net Worth)	1.66	1.96	1.85
Fixed Assets to Networth (Net Fixed Assets / Networth)	1.18	1.31	1.32
Interest Coverage Ratio (PBIT / Financial Charges)	1.71	1.78	1.84

PROFITABILITY RATIOS

PARTICULARS		31.03.2018	31.03.2017	31.03.2016
Net Profit Margin [(PAT / Sales) * 100]	%	0.44	0.17	0.52
Return on Total Assets [(PAT / Total Assets) * 100]	%	0.68	0.28	0.70
Return on Investment (ROI) [(PAT / Networth) * 100]	%	2.11	1.01	2.51

SOLVENCY RATIOS

PARTICULARS	31.03.2018	31.03.2017	31.03.2016
Current Ratio (Current Assets / Current Liabilities)	1.01	0.96	1.10
Quick Ratio ((Current Assets – Inventories) / Current Liabilities)	0.55	0.56	0.63
G-Score Ratio Financial	0.32	0.27	0.28

DISCLAIMER : This Report is **PRIVATE & CONFIDENTIAL** and it is prepared at the request of and for its use by the Subscriber only. The Subscriber shall use the contents of the Report merely as an aid to its business. Mira Inform Private Limited ("MIPL") has collated information/data in the Report, which have not been verified unless otherwise specifically mentioned in the Report. The Subscriber shall independently verify the accuracy and correctness of the information/data before in any way acting upon the same. MIPL shall not be liable for any harm, injury, loss or damage caused to the Subscriber due to default by the Subscriber's debtors/beneficiaries in fulfilling their obligations of any nature whatsoever. This Report or any of its portion shall not be used as a documentary evidence or otherwise before any investigative agencies or forum of law. This Report is confidential and proprietary to MIPL. The Subscriber and/or any other person(s) may not reproduce, publish or disclose any of the contents of the Report to others without the express authorization of MIPL. This Report is prepared and issued to the Subscriber without any risk, responsibility or liability on the part of MIPL or its officials.

(Networth / Total Assets)			
G-Score Ratio Debt (Debts / Equity Capital)	26.01	27.76	30.83
G-Score Ratio Liquidity (Total Current Assets / Total Current Liabilities)	1.01	0.96	1.10

Total Liability = Short-term Debt + Long-term Debt + Current Maturities of Long-term debts

STOCK PRICES

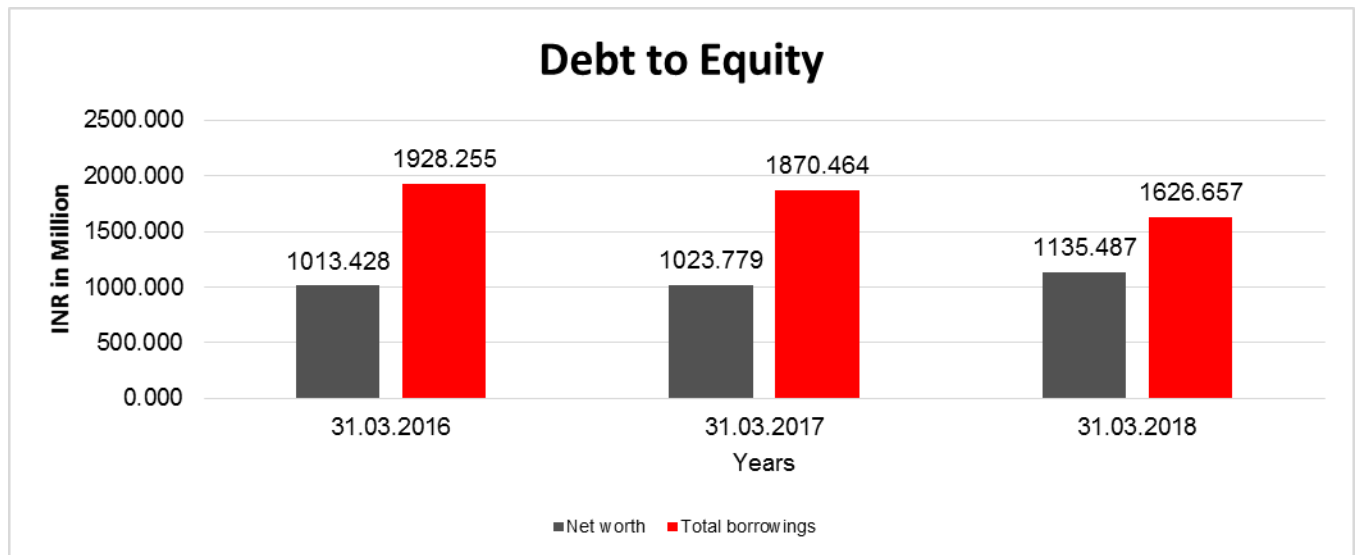
Face Value	INR 5.00/-
Market Value	INR 26.00/-

DISCLAIMER : This Report is **PRIVATE & CONFIDENTIAL** and it is prepared at the request of and for its use by the Subscriber only. The Subscriber shall use the contents of the Report merely as an aid to its business. Mira Inform Private Limited ("MIPL") has collated information/data in the Report, which have not been verified unless otherwise specifically mentioned in the Report. The Subscriber shall independently verify the accuracy and correctness of the information/data before in any way acting upon the same. MIPL shall not be liable for any harm, injury, loss or damage caused to the Subscriber due to default by the Subscriber's debtors/beneficiaries in fulfilling their obligations of any nature whatsoever. This Report or any of its portion shall not be used as a documentary evidence or otherwise before any investigative agencies or forum of law. This Report is confidential and proprietary to MIPL. The Subscriber and/or any other person(s) may not reproduce, publish or disclose any of the contents of the Report to others without the express authorization of MIPL. This Report is prepared and issued to the Subscriber without any risk, responsibility or liability on the part of MIPL or its officials.

FINANCIAL ANALYSIS
[all figures are INR Million]

DEBT EQUITY RATIO

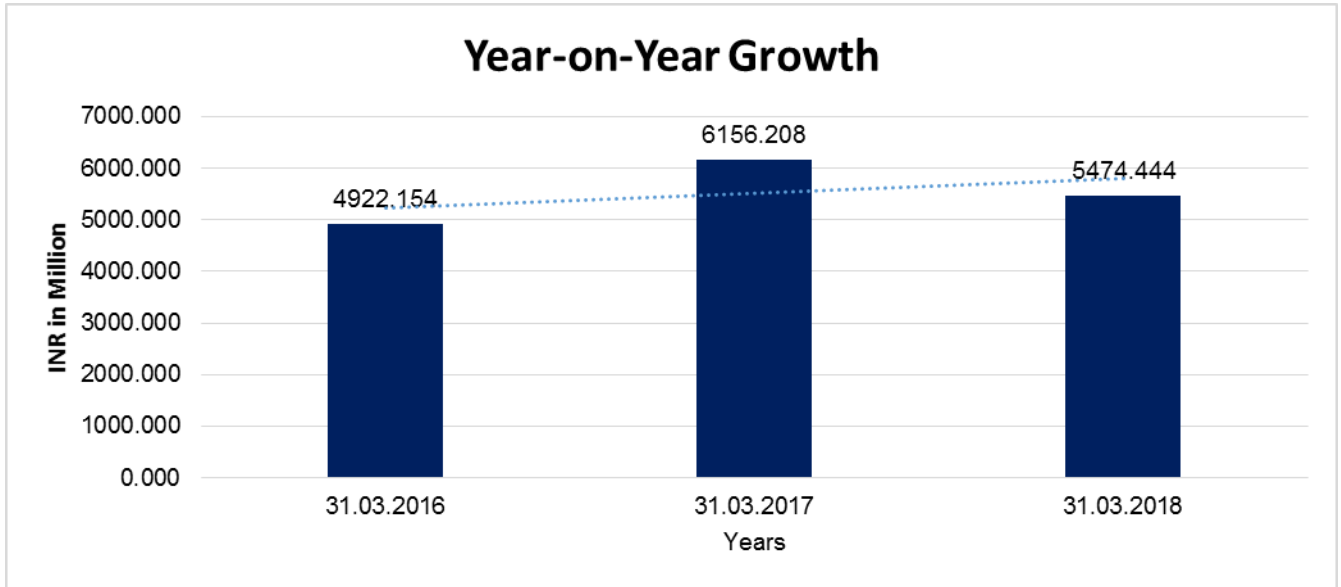
Particular	31.03.2016	31.03.2017	31.03.2018
	INR In Million	INR In Million	INR In Million
Share Capital	62.550	62.550	62.550
Reserves & Surplus	950.878	961.229	1072.937
Net worth	1013.428	1023.779	1135.487
long-term borrowings	540.935	508.683	256.888
Short term borrowings	1387.320	1361.781	1369.769
Total borrowings	1928.255	1870.464	1626.657
Debt/Equity ratio	1.903	1.827	1.433



YEAR-ON-YEAR GROWTH

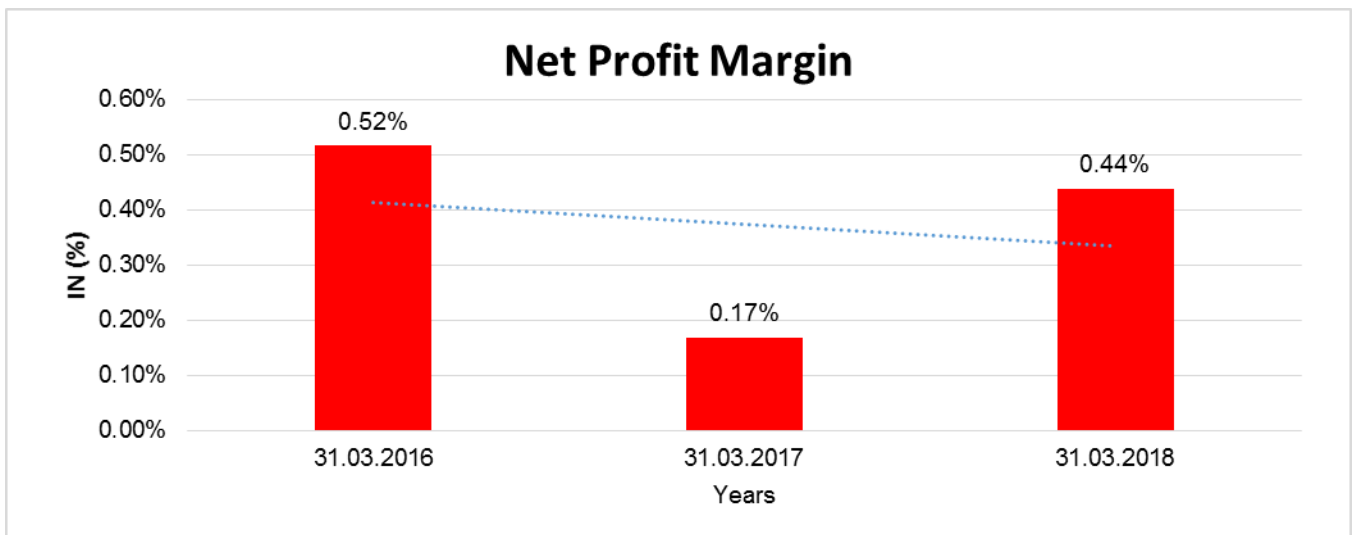
Year on Year Growth	31.03.2016	31.03.2017	31.03.2018
	INR In Million	INR In Million	INR In Million
Sales	4922.154	6156.208	5474.444
		25.071	(11.074)

DISCLAIMER : This Report is **PRIVATE & CONFIDENTIAL** and it is prepared at the request of and for its use by the Subscriber only. The Subscriber shall use the contents of the Report merely as an aid to its business. Mira Inform Private Limited ("MIPL") has collated information/data in the Report, which have not been verified unless otherwise specifically mentioned in the Report. The Subscriber shall independently verify the accuracy and correctness of the information/data before in any way acting upon the same. MIPL shall not be liable for any harm, injury, loss or damage caused to the Subscriber due to default by the Subscriber's debtors/beneficiaries in fulfilling their obligations of any nature whatsoever. This Report or any of its portion shall not be used as a documentary evidence or otherwise before any investigative agencies or forum of law. This Report is confidential and proprietary to MIPL. The Subscriber and/or any other person(s) may not reproduce, publish or disclose any of the contents of the Report to others without the express authorization of MIPL. This Report is prepared and issued to the Subscriber without any risk, responsibility or liability on the part of MIPL or its officials.



NET PROFIT MARGIN

Net Profit Margin	31.03.2016	31.03.2017	31.03.2018
	INR In Million	INR In Million	INR In Million
Sales	4922.154	6156.208	5474.444
Profit	25.391	10.351	23.945
	0.52%	0.17%	0.44%



DISCLAIMER : This Report is **PRIVATE & CONFIDENTIAL** and it is prepared at the request of and for its use by the Subscriber only. The Subscriber shall use the contents of the Report merely as an aid to its business. Mira Inform Private Limited ("MIPL") has collated information/data in the Report, which have not been verified unless otherwise specifically mentioned in the Report. The Subscriber shall independently verify the accuracy and correctness of the information/data before in any way acting upon the same. MIPL shall not be liable for any harm, injury, loss or damage caused to the Subscriber due to default by the Subscriber's debtors/beneficiaries in fulfilling their obligations of any nature whatsoever. This Report or any of its portion shall not be used as a documentary evidence or otherwise before any investigative agencies or forum of law. This Report is confidential and proprietary to MIPL. The Subscriber and/or any other person(s) may not reproduce, publish or disclose any of the contents of the Report to others without the express authorization of MIPL. This Report is prepared and issued to the Subscriber without any risk, responsibility or liability on the part of MIPL or its officials.

LOCAL AGENCY FURTHER INFORMATION

Sr. No.	Check list by info agents	Available in Report (Yes/No)
1	Year of establishment	Yes
2	Constitution of the entity -Incorporation details	Yes
3	Locality of the entity	Yes
4	Premises details	No
5	Buyer visit details	--
6	Contact numbers	Yes
7	Name of the person contacted	Yes
8	Designation of contact person	Yes
9	Promoter's background	Yes
10	Date of Birth of Proprietor / Partners / Directors	Yes
11	Pan Card No. of Proprietor / Partners	No
12	Voter Id Card No. of Proprietor / Partners	No
13	Type of business	Yes
14	Line of Business	Yes
15	Export/import details (if applicable)	No
16	No. of employees	Yes
17	Details of sister concerns	Yes
18	Major suppliers	No
19	Major customers	No
20	Banking Details	Yes
21	Banking facility details	Yes
22	Conduct of the banking account	--
23	Financials, if provided	Yes
24	Capital in the business	Yes
25	Last accounts filed at ROC, if applicable	Yes
26	Turnover of firm for last three years	Yes
27	Reasons for variation <> 20%	--
28	Estimation for coming financial year	No
29	Profitability for last three years	Yes
30	Major shareholders, if available	Yes
31	External Agency Rating, if available	Yes
32	Litigations that the firm/promoter involved in	--
33	Market information	--
34	Payments terms	No
35	Negative Reporting by Auditors in the Annual Report	No

UNSECURED LOANS:

Particulars	31.03.2018 INR In Million	31.03.2017 INR In Million
LONG TERM BORROWINGS		
Loans and advances from related parties	NA	111.900
Total	NA	111.900

INDEX OF CHARGE:

S No	SRN	Charge Id	Charge Holder Name	Date of Creation	Date of Modification	Date of Satisfaction	Amount	Address
1	G74147596	100148266	Canara Bank	07/12/2017	-	-	14000000.0	OVERSEAS BRANCH2/1, RUSSEL STREET,KOLKATA-700001KOLKATAWB700071IN
2	B42471334	10361339	CANARA BANK	28/05/2012	07/06/2012	-	584400000.0	OVERSEAS BRANCH2/1 RUSSEL STREETKOLKATAWB700071IN
3	B14696447	10291360	State Bank of Patiala	14/05/2011	-	-	658300000.0	Commercial BranchAtlanta, First Floor, Nariman PointMumbaiMH400021IN
4	C66190166	10224705	ALLAHABAD BANK	14/05/2010	29/07/2015	-	400000000.0	INDUSTRIAL FINANCE BRANCH17, R. N. MUKHERJEE ROAD, 4TH FLOOR,KOLKATAWB700001IN
5	A05693890	10123576	UTI BANK LTD	19/10/2006	-	-	1319840000.0	TRISHUL 3RD FLOOR OPP SAMARTHESHWAR TEMPLELAW GARDEN ELLISBRIDGEAHMEDABA DGJ380006IN
6	B39648290	10077469	Axis Bank Limited	19/10/2006	15/05/2012	-	3284500000.0	Axis House, Bombay dyeing Mills Compound,Pandurang Budhkar Marg, WorliMumbaiMH400025IN
7	G54617477	80014430	ORIENTAL BANK OF COMMERCE	26/12/2005	29/04/2017	-	156900000.0	Mid Corporate Gariahat, KCI Plaza, 1st Floor23C, A.C. Avenue, GariahatKolkataWB700019IN
8	Y10361951	90254314	ORIENTAL BANK OF COMMER	23/02/2004	-	-	200000000.0	OVERSEAS BRANCH7/1; LORD SINHA ROADKOLKATAWB700017

DISCLAIMER : This Report is **PRIVATE & CONFIDENTIAL** and it is prepared at the request of and for its use by the Subscriber only. The Subscriber shall use the contents of the Report merely as an aid to its business. Mira Inform Private Limited ("MIPL") has collated information/data in the Report, which has not been verified unless otherwise specifically mentioned in the Report. The Subscriber shall independently verify the accuracy and correctness of the information/data before in any way acting upon the same. MIPL shall not be liable for any harm, injury, loss or damage caused to the Subscriber due to default by the Subscriber's debtors/beneficiaries in fulfilling their obligations of any nature whatsoever. This Report or any of its portion shall not be used as a documentary evidence or otherwise before any investigative agencies or forum of law. This Report is confidential and proprietary to MIPL. The Subscriber and/or any other person(s) may not reproduce, publish or disclose any of the contents of the Report to others without the express authorization of MIPL. This Report is prepared and issued to the Subscriber without any risk, responsibility or liability on the part of MIPL or its officials.

			CE					IN
9	Y10361 817	902541 80	INDUSTRI AL DEVELOP MENT BANK OF INDIA	03/02/2 003	25/06/20 03	-	48000000.0	IDBI TOWERWTC COMPLEX; COLABAMUMBAIMH40000 5IN
10	Y10360 440	902528 03	CANARA BANK	08/05/2 001	25/06/20 03	-	340500000. 0	OVERSEAS BRANCH2/1; RUSEL STREETKOLKATAWB7000 71IN

STANDALONE UNAUDITED FINANCIAL RESULTS FOR THE QUARTER ENDED 30TH JUNE 2018

(INR In Million)

Particulars	Quarter ended 30.06.2018 (Unaudited)
INCOME FROM OPERATIONS	
Net Sales	1622.756
Other Operating Income	0.271
Total Income from Operations	1623.027
EXPENSES	
Cost of materials consumed	445.024
Purchase of Stock in Trade	790.478
Changes in inventories of finished goods and work-in-progress	94.717
Employee benefits	59.189
Finance	27.541
Depreciation and Amortization expenses	17.428
Other Expenditure	180.645
Total Expenses	1615.022
Profit / (Loss) from ordinary activities before Net Exceptional income / (Expenditure)	8.005
Net Exceptional Income / (Expenditure)	--
Profit / (Loss) before Tax	8.005
Tax Expense	0.933
Profit / (Loss) after Tax	7.072
Other Comprehensive Income	
a) Items that will not be reclassified to P & L	(18.939)
Total Other Comprehensive Income	(18.939)
Total Comprehensive Income for the period	(11.867)
Paid-up Equity Share Capital (Face value INR 10/- per share)	62.550
Earnings per Share (EPS) - INR	
Basic	0.57
Diluted	0.57

DISCLAIMER : This Report is **PRIVATE & CONFIDENTIAL** and it is prepared at the request of and for its use by the Subscriber only. The Subscriber shall use the contents of the Report merely as an aid to its business. Mira Inform Private Limited ("MIPL") has collated information/data in the Report, which have not been verified unless otherwise specifically mentioned in the Report. The Subscriber shall independently verify the accuracy and correctness of the information/data before in any way acting upon the same. MIPL shall not be liable for any harm, injury, loss or damage caused to the Subscriber due to default by the Subscriber's debtors/beneficiaries in fulfilling their obligations of any nature whatsoever. This Report or any of its portion shall not be used as a documentary evidence or otherwise before any investigative agencies or forum of law. This Report is confidential and proprietary to MIPL. The Subscriber and/or any other person(s) may not reproduce, publish or disclose any of the contents of the Report to others without the express authorization of MIPL. This Report is prepared and issued to the Subscriber without any risk, responsibility or liability on the part of MIPL or its officials.

Note :

1. The above financial results have been reviewed by Audit Committee and approved by the Board of Directors of the Company at its meeting held today i.e. 13th August 2018.
2. The Statutory Auditors of the Company has carried out the "Limited Review" Audit of the above financial results pursuant to Regulations 33 of SEBI (LODR) Regulations 2015.
3. The financial results of the Company have been prepared in accordance with Indian Accounting Standards (IND-AS) as specified in the Companies (Indian Accounting Standard) Rules, 2015 as amended in terms of Regulation 33 of SEBI (Listing Obligations & Disclosure Requirements) Regulations, 2015 and SEBI circular dated July 5, 2016.
4. The Company has only one business segment i.e. Textiles and thus no further disclosure required in accordance with the IND AS 108" Operating Segments.
5. Previous period's figures have been regrouped/ rearranged wherever necessary.

FIXED ASSETS:

- Land (Lease Hold)
- Office Premises
- Factory Building
- Godown
- Plant & Machinery
- Furniture & Fixtures
- Vehicles
- Computer
- Air Conditioner
- Office Equipments

CMT REPORT (Corruption, Money Laundering & Terrorism]

The Public Notice information has been collected from various sources including but not limited to: **The Courts, India Prisons Service, Interpol, etc.**

1] INFORMATION ON DESIGNATED PARTY

No records exist designating subject or any of its beneficial owners, controlling shareholders or senior officers as terrorist or terrorist organization or whom notice had been received that all financial transactions involving their assets have been blocked or convicted, found guilty or against whom a judgement or order had been entered in a proceedings for violating money-laundering, anti-corruption or bribery or international economic or anti-terrorism sanction laws or whose assets were seized, blocked, frozen or ordered forfeited for violation of money laundering or international anti-terrorism laws.

2] Court Declaration :

No records exist to suggest that subject is or was the subject of any formal or informal allegations, prosecutions or other official proceeding for making any prohibited payments or other improper payments to government officials for engaging in prohibited transactions or with designated parties.

3] Asset Declaration :

No records exist to suggest that the property or assets of the subject are derived from criminal conduct or a prohibited transaction.

4] Record on Financial Crime :

Charges or conviction registered against subject: **None**

5] Records on Violation of Anti-Corruption Laws :

Charges or investigation registered against subject: **None**

6] Records on Int'l Anti-Money Laundering Laws/Standards :

Charges or investigation registered against subject: **None**

7] Criminal Records

No available information exist that suggest that subject or any of its principals have been formally charged or convicted by a competent governmental authority for any financial crime or under any formal investigation by a competent government authority for any violation of anti-corruption laws or international anti-money laundering laws or standard.

8] Affiliation with Government :

No record exists to suggest that any director or indirect owners, controlling shareholders, director, officer or employee of the company is a government official or a family member or close business associate of a Government official.

9] Compensation Package :

Our market survey revealed that the amount of compensation sought by the subject is fair and reasonable and comparable to compensation paid to others for similar services.

10] Press Report :

No press reports / filings exists on the subject.

CORPORATE GOVERNANCE

MIRA INFORM as part of its Due Diligence do provide comments on Corporate Governance to identify management and governance. These factors often have been predictive and in some cases have created vulnerabilities to credit deterioration.

Our Governance Assessment focuses principally on the interactions between a company's management, its Board of Directors, Shareholders and other financial stakeholders.

CONTRAVENTION

Subject is not known to have contravened any existing local laws, regulations or policies that prohibit, restrict or otherwise affect the terms and conditions that could be included in the agreement with the subject.

FOREIGN EXCHANGE RATES

Currency	Unit	Indian Rupees
US Dollar	1	INR 70.95
UK Pound	1	INR 92.41
Euro	1	INR 82.87

INFORMATION DETAILS

Information Gathered by :	AKS
Analysis Done by :	DIV
Report Prepared by :	ELK

SCORE FACTORS

DEMERIT POINTS		
--BANK CHARGES	YES/NO	YES
--LITIGATION	YES/NO	NO
--OTHER ADVERSE INFORMATION	YES/NO	NO
MERIT POINTS		
--SOLE DISTRIBUTORSHIP	YES/NO	NO
--EXPORT ACTIVITIES	YES/NO	NO
--AFFILIATION	YES/NO	YES
--LISTED	YES/NO	YES
--OTHER MERIT FACTORS	YES/NO	YES

RATING EXPLANATIONS

Credit Rating	Explanation	Rating Comments
A++	Minimum Risk	Business dealings permissible with minimum risk of default
A+	Low Risk	Business dealings permissible with low risk of default
A	Acceptable Risk	Business dealings permissible with moderate risk of default
B	Medium Risk	Business dealings permissible on a regular monitoring basis
C	Medium High Risk	Business dealings permissible preferably on secured basis
D	High Risk	Business dealing not recommended or on secured terms only
NB	New Business	No recommendation can be done due to business in infancy stage
NT	No Trace	No recommendation can be done as the business is not traceable

NB is stated where there is insufficient information to facilitate rating. However, it is not to be considered as unfavourable.

This score serves as a reference to assess SC's credit risk and to set the amount of credit to be extended. It is calculated from a composite of weighted scores obtained from each of the major sections of this report. The assessed factors are as follows:

- Financial condition covering various ratios
- Company background and operations size
- Promoters / Management background
- Payment record
- Litigation against the subject
- Industry scenario / competitor analysis
- Supplier / Customer / Banker review (wherever available)

DISCLAIMER : This Report is **PRIVATE & CONFIDENTIAL** and it is prepared at the request of and for its use by the Subscriber only. The Subscriber shall use the contents of the Report merely as an aid to its business. Mira Inform Private Limited ("MIPL") has collated information/data in the Report, which have not been verified unless otherwise specifically mentioned in the Report. The Subscriber shall independently verify the accuracy and correctness of the information/data before in any way acting upon the same. MIPL shall not be liable for any harm, injury, loss or damage caused to the Subscriber due to default by the Subscriber's debtors/beneficiaries in fulfilling their obligations of any nature whatsoever. This Report or any of its portion shall not be used as a documentary evidence or otherwise before any investigative agencies or forum of law. This Report is confidential and proprietary to MIPL. The Subscriber and/or any other person(s) may not reproduce, publish or disclose any of the contents of the Report to others without the express authorization of MIPL. This Report is prepared and issued to the Subscriber without any risk, responsibility or liability on the part of MIPL or its officials.