

MIRA INFORM REPORT

| | |
|----------------------|------------|
| Report No. : | 528533 |
| Report Date : | 05.09.2018 |

IDENTIFICATION DETAILS

| | |
|--------------------------------|--|
| Name : | BUHLER UK LIMITED |
| Formerly Known As : | BUHLER SORTEX LIMITED |
| Registered Office : | 20 Atlantis Avenue, London, E16 2BF |
| Country : | United Kingdom |
| Financials (as on) : | 31.12.2016 |
| Date of Incorporation : | 01.05.1947 |
| Com. Reg. No.: | 00434274 |
| Legal Form : | Private Limited with Share Capital |
| Line of Business : | <ul style="list-style-type: none"> • Manufacture of other special-purpose machinery n.e.c. • The manufacture and distribution of electronic colour sorters and vision systems, and manufacture and installation of cleaning and sorting machinery, mainly for the food and agriculture industries. |
| No. of Employees : | 211 [2016] |

RATING & COMMENTS

(Mira Inform has adopted New Rating mechanism w.e.f. 23rd January 2017)

MIRA's Rating : A+

| Credit Rating | Explanation | Rating Comments |
|---------------|-------------|--|
| A+ | Low Risk | Business dealings permissible with low risk of default |

| | |
|----------------------------|---------|
| Status : | Good |
| Payment Behaviour : | Regular |

DISCLAIMER : This Report is **PRIVATE & CONFIDENTIAL** and it is prepared at the request of and for its use by the Subscriber only. The Subscriber shall use the contents of the Report merely as an aid to its business. Mira Inform Private Limited ("MIPL") has collated information/data in the Report, which have not been verified unless otherwise specifically mentioned in the Report. The Subscriber shall independently verify the accuracy and correctness of the information/data before in any way acting upon the same. MIPL shall not be liable for any harm, injury, loss or damage caused to the Subscriber due to default by the Subscriber's debtors/beneficiaries in fulfilling their obligations of any nature whatsoever. This Report or any of its portion shall not be used as a documentary evidence or otherwise before any investigative agencies or forum of law. This Report is confidential and proprietary to MIPL. The Subscriber and/or any other person(s) may not reproduce, publish or disclose any of the contents of the Report to others without the express authorization of MIPL. This Report is prepared and issued to the Subscriber without any risk, responsibility or liability on the part of MIPL or its officials.

| | |
|---------------------|-------|
| Litigation : | Clear |
|---------------------|-------|

NOTES :

Any query related to this report can be made on e-mail : infodept@mirainform.com while quoting report number, name and date.

ECGC Country Risk Classification List

| Country Name | Previous Rating (31.12.2017) | Current Rating (01.04.2018) |
|---------------------|---|--|
| United Kingdom | A1 | A1 |

| Risk Category | ECGC Classification |
|----------------------|----------------------------|
| Insignificant | A1 |
| Low Risk | A2 |
| Moderately Low Risk | B1 |
| Moderate Risk | B2 |
| Moderately High Risk | C1 |
| High Risk | C2 |
| Very High Risk | D |

DISCLAIMER : This Report is **PRIVATE & CONFIDENTIAL** and it is prepared at the request of and for its use by the Subscriber only. The Subscriber shall use the contents of the Report merely as an aid to its business. Mira Inform Private Limited ("MIPL") has collated information/data in the Report, which have not been verified unless otherwise specifically mentioned in the Report. The Subscriber shall independently verify the accuracy and correctness of the information/data before in any way acting upon the same. MIPL shall not be liable for any harm, injury, loss or damage caused to the Subscriber due to default by the Subscriber's debtors/beneficiaries in fulfilling their obligations of any nature whatsoever. This Report or any of its portion shall not be used as a documentary evidence or otherwise before any investigative agencies or forum of law. This Report is confidential and proprietary to MIPL. The Subscriber and/or any other person(s) may not reproduce, publish or disclose any of the contents of the Report to others without the express authorization of MIPL. This Report is prepared and issued to the Subscriber without any risk, responsibility or liability on the part of MIPL or its officials.

UNITED KINGDOM - ECONOMIC OVERVIEW

The UK, a leading trading power and financial center, is the third largest economy in Europe after Germany and France. Agriculture is intensive, highly mechanized, and efficient by European standards, producing about 60% of food needs with less than 2% of the labor force. The UK has large coal, natural gas, and oil resources, but its oil and natural gas reserves are declining; the UK has been a net importer of energy since 2005. Services, particularly banking, insurance, and business services, are key drivers of British GDP growth. Manufacturing, meanwhile, has declined in importance but still accounts for about 10% of economic output.

In 2008, the global financial crisis hit the economy particularly hard, due to the importance of its financial sector. Falling home prices, high consumer debt, and the global economic slowdown compounded the UK's economic problems, pushing the economy into recession in the latter half of 2008 and prompting the then BROWN (Labour) government to implement a number of measures to stimulate the economy and stabilize the financial markets. Facing burgeoning public deficits and debt levels, in 2010 the then CAMERON-led coalition government (between Conservatives and Liberal Democrats) initiated an austerity program, which has continued under the Conservative government. However, the deficit still remains one of the highest in the G7, standing at 3.6% of GDP as of 2017, and the UK has pledged to lower its corporation tax from 20% to 17% by 2020. The UK had a debt burden of 90.4% GDP at the end of 2017.

The UK economy has begun to slow since the referendum vote to leave the EU in June 2016. A sustained depreciation of the British pound has increased consumer and producer prices, weighing on consumer spending without spurring a meaningful increase in exports. The UK has an extensive trade relationship with other EU members through its single market membership, and economic observers have warned the exit will jeopardize its position as the central location for European financial services. Prime Minister MAY is seeking a new "deep and special" trade relationship with the EU following the UK's exit. However, economists doubt that the UK will be able to preserve the benefits of EU membership without the obligations. The UK is expected to officially leave the EU by the end of March 2019.

Source : CIA

COMPANY SUMMARY

Registered Address

20 Atlantis Avenue
London
E16 2BF

Trading Address

Sortex Ltd
20 Atlantis Avenue
London
E16 2BF

Website Address

<http://www.buhlersortex.com>

Company Number

00434274

Telephone Number

02070556650

Fax Number

-

TPS

No

FPS

Yes

Incorporation Date

01/05/1947

Previous Name

BUHLER SORTEX LIMITED

Type

Private Limited with Share Capital

FTSE Index

-

Date of Change

05/01/2017

Filing Date of Accounts

28/09/2017

Currency

GBP

Share Capital

£1,250,000

SIC07

28990

Charity Number

-

SIC07 Description

Manufacture of other special-purpose machinery n.e.c.

Principal Activity

The manufacture and distribution of electronic colour sorters and vision systems, and manufacture and installation of cleaning and sorting machinery, mainly for the food and agriculture industries.

ADDITIONAL INFORMATION

CCJ's

0 (£0)

No CCJ Information To Display

Ultimate Holding Company

BUHLER HOLDING AG

Accountant

-

Mortgages

7

Group

9 companies

DISCLAIMER : This Report is **PRIVATE & CONFIDENTIAL** and it is prepared at the request of and for its use by the Subscriber only. The Subscriber shall use the contents of the Report merely as an aid to its business. Mira Inform Private Limited ("MIPL") has collated information/data in the Report, which have not been verified unless otherwise specifically mentioned in the Report. The Subscriber shall independently verify the accuracy and correctness of the information/data before in any way acting upon the same. MIPL shall not be liable for any harm, injury, loss or damage caused to the Subscriber due to default by the Subscriber's debtors/beneficiaries in fulfilling their obligations of any nature whatsoever. This Report or any of its portion shall not be used as a documentary evidence or otherwise before any investigative agencies or forum of law. This Report is confidential and proprietary to MIPL. The Subscriber and/or any other person(s) may not reproduce, publish or disclose any of the contents of the Report to others without the express authorization of MIPL. This Report is prepared and issued to the Subscriber without any risk, responsibility or liability on the part of MIPL or its officials.

Linkages 59 companies
Countries In 20 countries

KEY FINANCIALS

| Year to Date | Turnover | Pre Tax Profit | Shareholder | Funds Employees |
|--------------|-------------|----------------|-------------|-----------------|
| 31.12.2016 | £68,238,431 | £12,168,765 | £32,451,260 | 211 |
| 31.12.2015 | £57,715,855 | £10,192,196 | £22,327,069 | 218 |
| 31.12.2014 | £67,408,564 | £14,831,602 | £26,280,021 | 222 |

MORTGAGE SUMMARY

Total Mortgage 7
Outstanding 0
Satisfied 7

TRADE DEBTORS / BAD DEBT SUMMARY

Total Number of Documented Trade 0
Total Value of Documented Trade £0

COMMENTARY

| |
|--|
| This company has been treated as a Large company. |
| This company's return on total assets employed ratio indicates a highly efficient use of assets. |
| This company has only made late payments on a low percentage of invoices. |
| This company's ratio of total liabilities to total assets indicates the presence of moderate equity funding. |
| The company has more cash than short term bank borrowings. |
| This company trades in an industry with a moderate level of corporate failures. |

CCJ

| Total Number of Exact CCJs - | 0 | Total Value of Exact CCJs - | |
|------------------------------|---|-----------------------------|--|
| Total Number of | 0 | Total Value of Possible | |

DISCLAIMER : This Report is **PRIVATE & CONFIDENTIAL** and it is prepared at the request of and for its use by the Subscriber only. The Subscriber shall use the contents of the Report merely as an aid to its business. Mira Inform Private Limited ("MIPL") has collated information/data in the Report, which have not been verified unless otherwise specifically mentioned in the Report. The Subscriber shall independently verify the accuracy and correctness of the information/data before in any way acting upon the same. MIPL shall not be liable for any harm, injury, loss or damage caused to the Subscriber due to default by the Subscriber's debtors/beneficiaries in fulfilling their obligations of any nature whatsoever. This Report or any of its portion shall not be used as a documentary evidence or otherwise before any investigative agencies or forum of law. This Report is confidential and proprietary to MIPL. The Subscriber and/or any other person(s) may not reproduce, publish or disclose any of the contents of the Report to others without the express authorization of MIPL. This Report is prepared and issued to the Subscriber without any risk, responsibility or liability on the part of MIPL or its officials.

| | | | |
|---|---|--|--|
| Possible CCJs - | | CCJs - | |
| Total Number of Satisfied CCJs - | 0 | Total Value of Satisfied CCJs - | |
| Total Number of Writs - | - | | |

| | | | |
|---|----|--|---|
| Total Current Directors | 10 | Total Current Secretaries | 1 |
| Total Previous Directors / Company Secretaries | 31 | Total Person's With Significant Control | 1 |

CURRENT DIRECTORS

| | | | |
|-----------------------|--|-----------------------------|------------|
| Title | Mr | Function | Director |
| Name | Charith Abeysinghe Gunawardena | Nationality | British |
| Date of Birth | 12/1961 | Present Appointments | 1 |
| Latest Address | 20 Atlantis Avenue, London | Appointment Date | 25/09/2000 |
| Post Code | E16 2BF | | |
| Title | Mr | Function | Director |
| Name | Nicholas John Wilkins | Nationality | British |
| Date of Birth | 09/1958 | Present Appointments | 1 |
| Latest Address | The Old Rectory, Church Road, Ardley, Oxfordshire | Appointment Date | 01/08/2005 |
| Post Code | OX27 7NP | | |
| Title | Mr | Function | Director |
| Name | Matthew Ian Kelly | Nationality | British |
| Date of Birth | 05/1975 | Present Appointments | 3 |
| Latest Address | 20 Atlantis Avenue, London | Appointment Date | 18/04/2011 |
| Post Code | E16 2BF | | |
| Title | Mr | Function | Director |
| Name | Michal Picalek | Nationality | Swiss |
| Date of Birth | 07/1964 | Present Appointments | 1 |
| Latest Address | 20 Atlantis Avenue, London | Appointment Date | 14/01/2013 |
| Post Code | E16 2BF | | |
| Title | Mr | Function | Director |
| Name | Nigel Anthony Whittingham | Nationality | British |
| Date of Birth | 08/1959 | Present Appointments | 1 |
| Latest Address | 20 Atlantis Avenue, London | Appointment Date | 01/01/2014 |
| Post Code | E16 2BF | | |
| Title | Mr | Function | Director |
| Name | David Andrew Kinsella | Nationality | Irish |

DISCLAIMER : This Report is **PRIVATE & CONFIDENTIAL** and it is prepared at the request of and for its use by the Subscriber only. The Subscriber shall use the contents of the Report merely as an aid to its business. Mira Inform Private Limited ("MIPL") has collated information/data in the Report, which have not been verified unless otherwise specifically mentioned in the Report. The Subscriber shall independently verify the accuracy and correctness of the information/data before in any way acting upon the same. MIPL shall not be liable for any harm, injury, loss or damage caused to the Subscriber due to default by the Subscriber's debtors/beneficiaries in fulfilling their obligations of any nature whatsoever. This Report or any of its portion shall not be used as a documentary evidence or otherwise before any investigative agencies or forum of law. This Report is confidential and proprietary to MIPL. The Subscriber and/or any other person(s) may not reproduce, publish or disclose any of the contents of the Report to others without the express authorization of MIPL. This Report is prepared and issued to the Subscriber without any risk, responsibility or liability on the part of MIPL or its officials.

BUHLER UK LIMITED - 528533

PAGE NO. : 7

| | | | |
|----------------|-------------------------------|----------------------|------------|
| Date of Birth | 01/1977 | Present Appointments | 1 |
| Latest Address | 20 Atlantis Avenue, London | Appointment Date | 01/01/2016 |
| Post Code | E16 2BF | | |
| Title | Mr | Function | Director |
| Name | Nicolas Hay | Nationality | British |
| Date of Birth | 05/1973 | Present Appointments | 1 |
| Latest Address | 20 Atlantis Avenue, London | Appointment Date | 01/07/2016 |
| Post Code | E16 2BF | | |
| Title | Mr | Function | Director |
| Name | Paul Silverman | Nationality | British |
| Date of Birth | 02/1963 | Present Appointments | 1 |
| Latest Address | 20 Atlantis Avenue, London | Appointment Date | 16/03/2017 |
| Post Code | E16 2BF | | |
| Title | Mr | Function | Director |
| Name | Carlos Cabello | Nationality | Spanish |
| Date of Birth | 03/1967 | Present Appointments | 1 |
| Latest Address | 20 Atlantis Avenue, London | Appointment Date | 16/03/2017 |
| Post Code | E16 2BF | | |
| Title | Miss | Function | Director |
| Name | Claudia Gossweiler | Nationality | Swiss |
| Date of Birth | 11/1984 | Present Appointments | 3 |
| Latest Address | 20 Atlantis Avenue, London | Appointment Date | 23/03/2018 |
| Post Code | E16 2BF | | |

CURRENT COMPANY SECRETARY















| | | | |
|----------------|-------------------------------|----------------------|-------------------|
| Title | Ms | Function | Company Secretary |
| Name | Claudia Gossweiler | Nationality | |
| Date of Birth | - | Present Appointments | 1 |
| Latest Address | 20 Atlantis Avenue, London | Appointment Date | 23/03/2018 |
| Post Code | E16 2BF | | |

TOP SHAREHOLDERS


| Name | Currency | Share Count | Share Type | Nominal Value | % of Total Share Count |
|------------------------|----------|-------------|------------|---------------|------------------------|
| BUHLER UK HOLDINGS LTD | GBP | 1,250,000 | ORDINARY | 1 | 100 |

DISCLAIMER : This Report is **PRIVATE & CONFIDENTIAL** and it is prepared at the request of and for its use by the Subscriber only. The Subscriber shall use the contents of the Report merely as an aid to its business. Mira Inform Private Limited ("MIPL") has collated information/data in the Report, which have not been verified unless otherwise specifically mentioned in the Report. The Subscriber shall independently verify the accuracy and correctness of the information/data before in any way acting upon the same. MIPL shall not be liable for any harm, injury, loss or damage caused to the Subscriber due to default by the Subscriber's debtors/beneficiaries in fulfilling their obligations of any nature whatsoever. This Report or any of its portion shall not be used as a documentary evidence or otherwise before any investigative agencies or forum of law. This Report is confidential and proprietary to MIPL. The Subscriber and/or any other person(s) may not reproduce, publish or disclose any of the contents of the Report to others without the express authorization of MIPL. This Report is prepared and issued to the Subscriber without any risk, responsibility or liability on the part of MIPL or its officials.













PROFIT & LOSS

| | Date Of Accounts | 31/12/16 | (%) | 31/12/15 | (%) | 31/12/14 | (%) | 31/12/13 | (%) | 31/12/12 |
|---|-------------------------|--------------------|---------------|--------------------|-----------------|--------------------|-----------------|--------------------|--------------|--------------------|
| | Weeks | 52 | (%) | 52 | (%) | 52 | (%) | 52 | (%) | 52 |
| | Currency | GBP | (%) | GBP | (%) | GBP | (%) | GBP | (%) | GBP |
| | Consolidated A/cs | N | (%) | N | (%) | N | (%) | N | (%) | N |
|  | Turnover | £68,238,431 | 18.2 % | £57,715,855 | - 14.4 % | £67,408,564 | -5% | £70,948,649 | -0.9% | £71,619,562 |
|  | Export | £67,181,309 | 17.8 % | £57,028,855 | - 14.8 % | £66,899,564 | - 4.5% | £70,080,649 | -1.1% | £70,839,114 |
|  | Cost of Sales | £43,268,336 | 21.2 % | £35,711,638 | - 15.2 % | £42,113,468 | - 9.3% | £46,435,924 | -2.3% | £47,517,164 |
|  | Gross Profit | £24,970,095 | 13.5 % | £22,004,217 | -13% | £25,295,096 | 3.2% | £24,512,725 | 1.7% | £24,102,398 |
|  | Wages & Salaries | £9,895,942 | 1.6% | £9,743,489 | -5.9% | £10,352,480 | 13.2 % | £9,141,453 | 4.7% | £8,729,386 |
|  | Directors Emoluments | £1,104,903 | - 0.9% | £1,115,012 | 8.9% | £1,023,884 | - 12.8 % | £1,174,531 | 11.2 % | £1,056,144 |
|  | Operating Profit | £11,980,493 | 14.1 % | £10,501,770 | - 29.7 % | £14,940,716 | - 10.3 % | £16,663,892 | -4.5% | £17,442,402 |
|  | Depreciation | £277,500 | - 14.1 % | £322,983 | 3.9% | £311,005 | 36.3 % | £228,154 | - 42.7 % | £398,145 |
|  | Audit Fees | £54,450 | 29.6 % | £42,000 | - 12.5 % | £48,000 | 6.7% | £45,000 | -5.3% | £47,500 |
|  | Interest Payments | £103,758 | - 61.8 % | £271,901 | 145.5 % | £110,750 | 60.6 % | £68,955 | - 51.5 % | £142,096 |
|  | Pre Tax Profit | £12,168,765 | 19.4 % | £10,192,196 | - 31.3 % | £14,831,602 | -13% | £17,038,940 | -2.3% | £17,445,848 |
|  | Taxation | - | - | - | 42% | - | 23.1 % | - | 24.4 % | - |
| | | £1,490,964 | 8.5% | £1,373,948 | | £2,368,972 | | £3,079,752 | | £4,075,749 |
|  | Profit After Tax | £10,677,801 | 21.1 % | £8,818,248 | - 29.2 % | £12,462,630 | - 10.7 % | £13,959,188 | 4.4% | £13,370,099 |
|  | Dividends Payable | - | - | - | - 100% | £13,000,000 | - | £13,000,000 | - 13.3 | £15,000,000 |






DISCLAIMER : This Report is **PRIVATE & CONFIDENTIAL** and it is prepared at the request of and for its use by the Subscriber only. The Subscriber shall use the contents of the Report merely as an aid to its business. Mira Inform Private Limited ("MIPL") has collated information/data in the Report, which have not been verified unless otherwise specifically mentioned in the Report. The Subscriber shall independently verify the accuracy and correctness of the information/data before in any way acting upon the same. MIPL shall not be liable for any harm, injury, loss or damage caused to the Subscriber due to default by the Subscriber's debtors/beneficiaries in fulfilling their obligations of any nature whatsoever. This Report or any of its portion shall not be used as a documentary evidence or otherwise before any investigative agencies or forum of law. This Report is confidential and proprietary to MIPL. The Subscriber and/or any other person(s) may not reproduce, publish or disclose any of the contents of the Report to others without the express authorization of MIPL. This Report is prepared and issued to the Subscriber without any risk, responsibility or liability on the part of MIPL or its officials.

| | | | | | | | | | | |
|---|------------------------|--------------------|---------------|-------------------|----------------|------------------|----------------|-----------------|----------------|---------------------|
| | | | | | | | | | % | |
|  | Retained Profit | £10,677,801 | 21.1 % | £8,818,248 | 999.9 % | -£537,370 | - 156 % | £959,188 | 158.8 % | - £1,629,901 |






BALANCE SHEET

| | Date Of Accounts | 31/12/16 | (%) | 31/12/15 | (%) | 31/12/14 | (%) | 31/12/13 | (%) | 31/12/12 |
|---|------------------------------|--------------------|-----------------|--------------------|---------------|--------------------|-------------|--------------------|---------------|--------------------|
|  | Tangible Assets | £627,056 | - 19.1 % | £775,457 | 41.6 % | £547,821 | -9.3% | £603,943 | - 9.2% | £664,933 |
|  | Intangible Assets | £59,528 | - 38.6 % | £97,005 | - 12.1 % | £110,303 | - | 0 | - | 0 |
|  | Total Fixed Assets | £686,584 | - 21.3 % | £872,462 | 32.6 % | £658,124 | 9% | £603,943 | - 9.2% | £664,933 |
|  | Stock | £11,893,873 | -3.3% | £12,298,577 | 61.9 % | £7,597,186 | 29% | £5,889,493 | 0.9% | £5,838,711 |
|  | Trade Debtors | £11,616,109 | -26% | £15,691,005 | - 11.8 % | £17,783,129 | 20.7 % | £14,736,475 | - 7.3% | £15,888,564 |
|  | Cash | £10,071,965 | 187.6 % | £3,501,573 | - 24.7 % | £4,647,683 | 105.4 % | £2,262,477 | - 73.4 % | £8,512,418 |
|  | Other Debtors | £14,235,248 | 19% | £11,961,332 | - 10.1 % | £13,301,994 | - 23.6 % | £17,409,593 | 63.8 % | £10,631,252 |
|  | Miscellaneous Current Assets | 0 | - | 0 | - | 0 | - | 0 | - | 0 |
|  | Total Current Assets | £47,817,195 | 10% | £43,452,487 | 0.3% | £43,329,992 | 7.5% | £40,298,038 | - 1.4% | £40,870,945 |
|  | Trade Creditors | £881,357 | - 65.3 % | £2,542,039 | - 11.2 % | £2,861,535 | 19% | £2,405,207 | 8.6% | £2,213,734 |
|  | Bank Loans & Overdrafts | 0 | - | 0 | - | 0 | - | 0 | - | 0 |
|  | Other Short Term Finance | £1,740,536 | - 84.3 % | £11,118,789 | 195 % | £3,769,263 | 113.8 % | £1,763,000 | - 1.3% | £1,785,935 |


DISCLAIMER : This Report is **PRIVATE & CONFIDENTIAL** and it is prepared at the request of and for its use by the Subscriber only. The Subscriber shall use the contents of the Report merely as an aid to its business. Mira Inform Private Limited ("MIPL") has collated information/data in the Report, which have not been verified unless otherwise specifically mentioned in the Report. The Subscriber shall independently verify the accuracy and correctness of the information/data before in any way acting upon the same. MIPL shall not be liable for any harm, injury, loss or damage caused to the Subscriber due to default by the Subscriber's debtors/beneficiaries in fulfilling their obligations of any nature whatsoever. This Report or any of its portion shall not be used as a documentary evidence or otherwise before any investigative agencies or forum of law. This Report is confidential and proprietary to MIPL. The Subscriber and/or any other person(s) may not reproduce, publish or disclose any of the contents of the Report to others without the express authorization of MIPL. This Report is prepared and issued to the Subscriber without any risk, responsibility or liability on the part of MIPL or its officials.

| | | | | | | | | | | |
|---|------------------------------------|--------------------|-----------------|--------------------|-----------------|--------------------|---------------|--------------------|-----------------|--------------------|
|  | Miscellaneous Current Liabilities | £12,064,064 | 62.1 % | £7,440,402 | - 22.2 % | £9,559,151 | 17.5 % | £8,136,491 | - 10.9 % | £9,133,490 |
|  | Total Current Liabilities | £14,685,957 | - 30.4 % | £21,101,230 | 30.3 % | £16,189,949 | 31.6 % | £12,304,698 | - 6.3% | £13,133,159 |
|  | Bank Loans & Overdrafts and LTL | £1,366,562 | 52.4 % | £896,650 | - 40.9 % | £1,518,146 | 3.8% | £1,462,293 | - 32.7 % | £2,173,197 |
|  | Other Long Term Finance | 0 | - | 0 | - | 0 | - | 0 | - | 0 |
|  | Total Long Term Liabilities | £1,366,562 | 52.4 % | £896,650 | - 40.9 % | £1,518,146 | 3.8% | £1,462,293 | - 32.7 % | £2,173,197 |





CAPITAL & RESERVES

| | Date Of Accounts | 31/12/16 | (%) | 31/12/15 | (%) | 31/12/14 | (%) | 31/12/13 | (%) | 31/12/12 |
|---|--------------------------|--------------------|---------------|--------------------|-------------|--------------------|----------------|--------------------|--------------|--------------------|
|  | Called Up Share Capital | £1,250,000 | - | £1,250,000 | - | £1,250,000 | - | £1,250,000 | - | £1,250,000 |
|  | P & L Account Reserve | £31,201,260 | 48% | £21,077,069 | - 15.8 % | £25,030,021 | - 3.3 % | £25,884,990 | 3.6 % | £24,979,522 |
|  | Revaluation Reserve | - | - | - | - | - | - | - | - | - |
|  | Sundry Reserves | - | - | - | - | - | - | - | - | - |
|  | Shareholder Funds | £32,451,260 | 45.3 % | £22,327,069 | -15% | £26,280,021 | - 3.2 % | £27,134,990 | 3.5 % | £26,229,522 |





OTHER FINANCIAL ITEMS

| | Date Of Accounts | 31/12/16 | (%) | 31/12/15 | (%) | 31/12/14 | (%) | 31/12/13 | (%) | 31/12/12 |
|---|------------------|-------------|--------|-------------|----------|-------------|--------|-------------|------|-------------|
|  | Net Worth | £32,391,732 | 45.7 % | £22,230,064 | - 15.1 % | £26,169,718 | - 3.6% | £27,134,990 | 3.5% | £26,229,522 |



DISCLAIMER : This Report is **PRIVATE & CONFIDENTIAL** and it is prepared at the request of and for its use by the Subscriber only. The Subscriber shall use the contents of the Report merely as an aid to its business. Mira Inform Private Limited ("MIPL") has collated information/data in the Report, which have not been verified unless otherwise specifically mentioned in the Report. The Subscriber shall independently verify the accuracy and correctness of the information/data before in any way acting upon the same. MIPL shall not be liable for any harm, injury, loss or damage caused to the Subscriber due to default by the Subscriber's debtors/beneficiaries in fulfilling their obligations of any nature whatsoever. This Report or any of its portion shall not be used as a documentary evidence or otherwise before any investigative agencies or forum of law. This Report is confidential and proprietary to MIPL. The Subscriber and/or any other person(s) may not reproduce, publish or disclose any of the contents of the Report to others without the express authorization of MIPL. This Report is prepared and issued to the Subscriber without any risk, responsibility or liability on the part of MIPL or its officials.

| | | | | | | | | | | |
|---|-------------------|-------------|-------|-------------|--------|-------------|-------|-------------|--------|-------------|
|  | Working Capital | £33,131,238 | 48.2% | £22,351,257 | -17.6% | £27,140,043 | -3% | £27,993,340 | 0.9% | £27,737,786 |
|  | Total Assets | £48,503,779 | 9.4% | £44,324,949 | 0.8% | £43,988,116 | 7.5% | £40,901,981 | -1.5% | £41,535,878 |
|  | Total Liabilities | £16,052,519 | -27% | £21,997,880 | 24.2% | £17,708,095 | 28.6% | £13,766,991 | -10.1% | £15,306,356 |
|  | Net Assets | £32,451,260 | 45.3% | £22,327,069 | -15% | £26,280,021 | -3.2% | £27,134,990 | 3.5% | £26,229,522 |

CASH FLOW

| | Date Of Accounts | 31/12/16 | (%) | 31/12/15 | (%) | 31/12/14 | (%) | 31/12/13 | (%) | 31/12/12 |
|---|-------------------------------|----------|-----|----------|-----|----------|-----|----------|-----|----------|
|  | Net Cashflow from Operations | - | - | - | - | - | - | - | - | - |
|  | Net Cashflow before Financing | - | - | - | - | - | - | - | - | - |
|  | Net Cashflow from Financing | - | - | - | - | - | - | - | - | - |
|  | Increase in Cash | - | - | - | - | - | - | - | - | - |














MISCELLANEOUS

| | Date Of Accounts | 31/12/16 | (%) | 31/12/15 | (%) | 31/12/14 | (%) | 31/12/13 | (%) | 31/12/12 |
|---|----------------------|---|-------|-------------|--------|-------------|-------|-------------|-------|-------------|
| | Contingent Liability | NO | - | NO | - | NO | - | NO | - | NO |
|  | Capital Employed | £33,817,822 | 45.6% | £23,223,719 | -16.5% | £27,798,167 | -2.8% | £28,597,283 | 0.7% | £28,402,719 |
|  | Number of Employees | 211 | -3.2% | 218 | -1.8% | 222 | 1.4% | 219 | -0.5% | 220 |
| | Accountants | | | | | | | | | |
| | Auditors | PRICEWATERHOUSECOOPERS LLP | | | | | | | | |
| | Auditor Comments | The audit report contains no adverse comments | | | | | | | | |
| | Bankers | | | | | | | | | |
| | Bank Branch | | | | | | | | | |

DISCLAIMER : This Report is **PRIVATE & CONFIDENTIAL** and it is prepared at the request of and for its use by the Subscriber only. The Subscriber shall use the contents of the Report merely as an aid to its business. Mira Inform Private Limited ("MIPL") has collated information/data in the Report, which have not been verified unless otherwise specifically mentioned in the Report. The Subscriber shall independently verify the accuracy and correctness of the information/data before in any way acting upon the same. MIPL shall not be liable for any harm, injury, loss or damage caused to the Subscriber due to default by the Subscriber's debtors/beneficiaries in fulfilling their obligations of any nature whatsoever. This Report or any of its portion shall not be used as a documentary evidence or otherwise before any investigative agencies or forum of law. This Report is confidential and proprietary to MIPL. The Subscriber and/or any other person(s) may not reproduce, publish or disclose any of the contents of the Report to others without the express authorization of MIPL. This Report is prepared and issued to the Subscriber without any risk, responsibility or liability on the part of MIPL or its officials.

| | |
|------|--|
| Code | |
|------|--|

RATIOS

| | Date Of Accounts | 31/12/16 | 31/12/15 | 31/12/14 | 31/12/13 | 31/12/12 |
|---|-----------------------------------|----------|----------|----------|----------|----------|
|  | Pre-tax profit margin % | 17.83 | 17.66 | 22 | 24.02 | 24.36 |
|  | Current ratio | 3.26 | 2.06 | 2.68 | 3.28 | 3.11 |
|  | Sales/Net Working Capital | 2.06 | 2.58 | 2.48 | 2.53 | 2.58 |
|  | Gearing % | 4.20 | 4 | 5.80 | 5.40 | 8.30 |
|  | Equity in % | 67 | 50.50 | 59.90 | 66.30 | 63.10 |
|  | Creditor Days | 4.70 | 16.03 | 15.45 | 12.33 | 11.25 |
|  | Debtor Days | 61.96 | 98.95 | 96.02 | 75.60 | 80.75 |
|  | Liquidity/Acid Test | 2.44 | 1.47 | 2.20 | 2.79 | 2.66 |
|  | Return On Capital Employed % | 35.98 | 43.88 | 53.35 | 59.58 | 61.42 |
|  | Return On Total Assets Employed % | 25.08 | 22.99 | 33.71 | 41.65 | 42 |
|  | Current Debt Ratio | 0.45 | 0.94 | 0.61 | 0.45 | 0.50 |
|  | Total Debt Ratio | 0.49 | 0.98 | 0.67 | 0.50 | 0.58 |
|  | Stock Turnover Ratio % | 17.42 | 21.30 | 11.27 | 8.30 | 8.15 |
|  | Return on Net Assets Employed % | 37.49 | 45.64 | 56.43 | 62.79 | 66.51 |

Report Notes

There are no notes to display.

Status History

No Status History found

EVENT HISTORY

| Date | Description |
|------------|---|
| 25/04/2018 | Confirmation Statement |
| 27/03/2018 | Mrs C. Schlatter Broger has resigned as company secretary |
| 27/03/2018 | Mrs C. Schlatter Broger has left the board |
| 27/03/2018 | New Company Secretary Ms C. Gossweiler appointed |
| 27/03/2018 | New Board Member Ms C. Gossweiler appointed |

DISCLAIMER : This Report is **PRIVATE & CONFIDENTIAL** and it is prepared at the request of and for its use by the Subscriber only. The Subscriber shall use the contents of the Report merely as an aid to its business. Mira Inform Private Limited ("MIPL") has collated information/data in the Report, which have not been verified unless otherwise specifically mentioned in the Report. The Subscriber shall independently verify the accuracy and correctness of the information/data before in any way acting upon the same. MIPL shall not be liable for any harm, injury, loss or damage caused to the Subscriber due to default by the Subscriber's debtors/beneficiaries in fulfilling their obligations of any nature whatsoever. This Report or any of its portion shall not be used as a documentary evidence or otherwise before any investigative agencies or forum of law. This Report is confidential and proprietary to MIPL. The Subscriber and/or any other person(s) may not reproduce, publish or disclose any of the contents of the Report to others without the express authorization of MIPL. This Report is prepared and issued to the Subscriber without any risk, responsibility or liability on the part of MIPL or its officials.

| | |
|------------|--|
| 01/11/2017 | Payment Data Update Received |
| 07/10/2017 | New Accounts Filed |
| 05/10/2017 | Payment Data Update Received |
| 10/05/2017 | Confirmation Statement |
| 20/03/2017 | New Board Member Mr C. Cabello appointed |
| 20/03/2017 | New Board Member Mr P. Silverman appointed |
| 10/01/2017 | Change of Name |
| 09/01/2017 | Change of Name |
| 22/09/2016 | New Accounts Filed |
| 22/09/2016 | New Accounts Filed |

PREVIOUS COMPANY NAMES

| Date | Previous Name |
|------------|-------------------------|
| 05/01/2017 | BUHLER SORTEX LIMITED |
| 09/07/2007 | SORTEX LIMITED |
| 31/10/1985 | GUNSON'S SORTEX LIMITED |

Writ Details

No writs found

STATISTICS

| | |
|------------------|-----------------|
| Group | 9 companies |
| Linkages | 59 companies |
| Countries | In 20 countries |

SUMMARY

| | |
|---------------------------------|----------------------------|
| Holding Company | BUHLER UK HOLDINGS LIMITED |
| Ownership Status | Wholly Owned |
| Ultimate Holding Company | BUHLER HOLDING AG |

GROUP STRUCTUREFULL

| Company Name | Registered Number | Latest Key Financials | Consol. Accounts | Turnover |
|--------------|-------------------|-----------------------|------------------|----------|
|--------------|-------------------|-----------------------|------------------|----------|

DISCLAIMER : This Report is **PRIVATE & CONFIDENTIAL** and it is prepared at the request of and for its use by the Subscriber only. The Subscriber shall use the contents of the Report merely as an aid to its business. Mira Inform Private Limited ("MIPL") has collated information/data in the Report, which have not been verified unless otherwise specifically mentioned in the Report. The Subscriber shall independently verify the accuracy and correctness of the information/data before in any way acting upon the same. MIPL shall not be liable for any harm, injury, loss or damage caused to the Subscriber due to default by the Subscriber's debtors/beneficiaries in fulfilling their obligations of any nature whatsoever. This Report or any of its portion shall not be used as a documentary evidence or otherwise before any investigative agencies or forum of law. This Report is confidential and proprietary to MIPL. The Subscriber and/or any other person(s) may not reproduce, publish or disclose any of the contents of the Report to others without the express authorization of MIPL. This Report is prepared and issued to the Subscriber without any risk, responsibility or liability on the part of MIPL or its officials.

| | | | | |
|---------------------------|-----------------|-------------------|----------|--------------------|
| BUHLER HOLDING AG | N/A | - | - | |
| BUHLER UK HOLDINGS LIM... | 00683185 | 31.12.2016 | N | |
| ATLANTIS AVENUE LIMITED | 06251424 | 31.12.2015 | N | |
| BUHLER LIMITED | 02925744 | 31.12.2015 | N | £17,952,130 |
| BUHLER SORTEX LIMITED | 10488992 | 31.12.2017 | N | |
| BUHLER UK LIMITED | 00434274 | 31.12.2016 | N | £68,238,431 |
| CONTROL DESIGN AND D... | 01579088 | 31.12.2017 | N | £9,040,249 |
| SORTEX LIMITED | 10906632 | 31.12.2017 | N | |
| BÜHLER ALZENAU GMBH | HRB 8425 | 31.12.2016 | N | €77,743,906 |

OTHER LINKED COMPANIES

| Name | Number | Latest Financials | Key | Turnover |
|---------------------------------|----------------|-------------------|-----|---------------|
| BUHLER (THAILAND) COMPANY | 11047017 | 31.12.2017 | | 10,066,479 |
| BÜHLER GMBH | HRB 4602 | 31.12.2016 | | €112,013,223 |
| BUHLER S.P.A. | MI282993 | 31.12.2017 | | €38,999,764 |
| LEYBOLD OPTICS VERWALTUNGS GMBH | HRB 8457 | 31.12.2017 | | |
| LEYBOLD OPTICS DRESDEN GMBH | HRB 19689 | 29.02.2016 | | €571,837 |
| BÜHLER B.V. | 06068355 | 31.12.2015 | | |
| - | 5560732181 | - | | |
| BÜHLER AG | 162812 | - | | |
| BUHLER PROPERTIES | 2000-015200-07 | - | | |
| BUHLER | 272833 | 31.12.2016 | | €40,567,520 |
| BÜHLER + SCHERLER AG | 2801 | - | | |
| ASE-BÜHLER AG IN LIQUIDATION | 2802 | - | | |
| BÜHLER HOLDING AG | 541487 | - | | |
| BÜHLER MANAGEMENT AG | 5630947 | - | | |
| BÜHLER-IMMO BETRIEBS AG | 5760846 | - | | |
| BÜHLER DRUCKGUSS AG | 730851 | - | | |
| LEYBOLD OPTICS GMBH | HRB 6636 | - | | |
| BÜHLER DEUTSCHLAND GMBH | HRB 6353 | 31.12.2016 | | |
| BUHLER SA | BUH891009LXA | - | | 7,500,000 \$ |
| BUHLER INC | | - | | \$550,800,000 |

MORTGAGE DETAILS

| | |
|-----------------------------|--------------|
| Mortgage Type: | LEGAL CHARGE |
| Date Charge Created: | 27/01/99 |

DISCLAIMER : This Report is **PRIVATE & CONFIDENTIAL** and it is prepared at the request of and for its use by the Subscriber only. The Subscriber shall use the contents of the Report merely as an aid to its business. Mira Inform Private Limited ("MIPL") has collated information/data in the Report, which have not been verified unless otherwise specifically mentioned in the Report. The Subscriber shall independently verify the accuracy and correctness of the information/data before in any way acting upon the same. MIPL shall not be liable for any harm, injury, loss or damage caused to the Subscriber due to default by the Subscriber's debtors/beneficiaries in fulfilling their obligations of any nature whatsoever. This Report or any of its portion shall not be used as a documentary evidence or otherwise before any investigative agencies or forum of law. This Report is confidential and proprietary to MIPL. The Subscriber and/or any other person(s) may not reproduce, publish or disclose any of the contents of the Report to others without the express authorization of MIPL. This Report is prepared and issued to the Subscriber without any risk, responsibility or liability on the part of MIPL or its officials.

| | | | |
|--------------------------------|--|--|--|
| Date Charge Registered: | 28/01/99 | | |
| Date Charge Satisfied: | 22/12/04 | | |
| Status: | SATISFIED | | |
| Person(s) Entitled: | GENERALE BANK NV - GENERALE DE BANQUE SA | | |
| Amount Secured: | ALL MONIES DUE OR TO BECOME DUE FROM THE COMPANY TO THE CHARGEES ON ANY ACCOUNT WHATSOEVER | | |
| Details: | PROPERTY K/A PUDDING MILL LANE T/NO: EGL164713 AND ALL BUILDINGS AND FIXTURES (INCLUDING TRADE FIXTURES) FROM TIME TO TIME THEREON TOGETHER WITH ALL PLANT MACHINERY FITTINGS COMPUTERS AND OFFICE AND OTHER EQUIPMENT FROM TIME TO TIME ON THE PROPERTY SEE THE MORTGAGE CHARGE DOCUMENT FOR FULL DETAILS | | |
| Mortgage Type: | GUARANTEE & DEBENTURE | | |
| Date Charge Created: | 12/12/80 | | |
| Date Charge Registered: | 19/12/80 | | |
| Date Charge Satisfied: | 19/12/80 | | |
| Status: | SATISFIED | | |
| Person(s) Entitled: | BROWN SHIPLEY & CO. LTD. | | |
| Amount Secured: | ALL MONIES DUE OR TO BECOME DUE FROM THE COMPANY AND/OR ALL OR ANY OF THE OTHER COMPANIES NAMED THEREIN TO THE CHARGEES ON ANY ACCOUNT WHATSOEVER | | |
| Details: | FIXED AND FLOATING CHARGE OVER THE UNDERTAKING AND ALL PROPERTY AND ASSETS PRESENT AND FUTURE INCLUDING GOODWILL DEBTS UNCALLED CAPITAL. TOGETHER WITH ALL BUILDINGS FIXTURES FIXED PLANT & MACHINERY | | |
| Mortgage Type: | GUARANTEE & DEBENTURE | | |
| Date Charge Created: | 12/12/80 | | |
| Date Charge Registered: | 19/12/80 | | |
| Date Charge Satisfied: | 19/12/80 | | |
| Status: | SATISFIED | | |
| Person(s) Entitled: | HENRY ANSBACHEN AND COMPANY LIMITED | | |
| Amount Secured: | ALL MONIES DUE OR TO BECOME DUE FROM THE COMPANY AND/OR ALL OR ANY OF THE OTHER COMPANIES NAMED THEREIN TO THE CHARGEES ON ANY ACCOUNT WHATSOEVER | | |
| Details: | FIXED & FLOATING CHARGE OVER THE UNDERTAKING AND ALL PROPERTY AND ASSETS PRESENT AND FUTURE INCLUDING GOODWILL DEBTS UNCALLED CAPITAL. TOGETHER WITH ALL BUILDINGS FIXTURES FIXED PLANT & MACHINERY | | |
| Mortgage Type: | GUARANTEE & DEBENTURE | | |
| Date Charge Created: | 12/12/80 | | |
| Date Charge Registered: | 19/12/80 | | |
| Date Charge Satisfied: | 19/12/80 | | |
| Status: | SATISFIED | | |
| Person(s) Entitled: | NATIONAL WESTMINSTER BANK PLC | | |
| Amount Secured: | ALL MONIES DUE OR TO BECOME DUE FROM THE COMPANY AND/OR ALL OR ANY OF THE OTHER COMPANIES NAMED THEREIN TO THE CHARGEES ON ANY ACCOUNT WHATSOEVER | | |

| | | | |
|--------------------------------|---|--|--|
| Details: | FIXED & FLOATING CHARGE OVER THE UNDERTAKING AND ALL PROPERTY AND ASSETS PRESENT AND FUTURE INCLUDING GOODWILL DEBTS UNCALLED CAPITAL. TOGETHER WITH ALL BUILDINGS FIXTURES FIXED PLANT & MACHINERY | | |
| Mortgage Type: | GUARANTEE & DEBENTURE | | |
| Date Charge Created: | 12/12/80 | | |
| Date Charge Registered: | 19/12/80 | | |
| Date Charge Satisfied: | 19/12/80 | | |
| Status: | SATISFIED | | |
| Person(s) Entitled: | HAMBROS BANK LTD. | | |
| Amount Secured: | ALL MONIES DUE OR TO BECOME DUE FROM THE COMPANY AND/OR ALL OR ANY OF THE OTHER COMPANIES NAMED THEREIN TO THE CHARGEES ON ANY ACCOUNT WHATSOEVER | | |
| Details: | FIXED & FLOATING CHARGE OVER THE UNDERTAKING AND ALL PROPERTY AND ASSETS PRESENT AND FUTURE INCLUDING GOODWILL DEBTS UNCALLED CAPITAL. TOGETHER WITH ALL BUILDINGS FIXTURES FIXED PLANT & MACHINERY | | |
| Mortgage Type: | GUARANTEE & DEBENTURE | | |
| Date Charge Created: | 12/12/80 | | |
| Date Charge Registered: | 19/12/80 | | |
| Date Charge Satisfied: | 19/12/80 | | |
| Status: | SATISFIED | | |
| Person(s) Entitled: | BARCLAYS BANK PLC | | |
| Amount Secured: | ALL MONIES DUE OR TO BECOME DUE FROM THE COMPANY AND/OR ALL OR ANY OF THE OTHER COMPANIES NAMED THEREIN TO THE CHARGEES ON ANY ACCOUNT WHATSOEVER | | |
| Details: | FIXED & FLOATING CHARGE OVER THE UNDERTAKING AND ALL PROPERTY AND ASSETS PRESENT AND FUTURE INCLUDING GOODWILL DEBTS UNCALLED CAPITAL. TOGETHER WITH ALL BUILDINGS FIXTURES FIXED PLANT & MACHINERY | | |
| Mortgage Type: | GUARANTEE & DEBENTURE | | |
| Date Charge Created: | 12/12/80 | | |
| Date Charge Registered: | 19/12/80 | | |
| Date Charge Satisfied: | 19/12/80 | | |
| Status: | SATISFIED | | |
| Person(s) Entitled: | CLYDESDALE BANK LTD. | | |
| Amount Secured: | ALL MONIES DUE OR TO BECOME DUE FROM THE COMPANY AND/OR ALL OR ANY OF THE OTHER COMPANIES NAMED THEREIN TO THE CHARGEES ON ANY ACCOUNT WHATSOEVER | | |
| Details: | FIXED & FLOATING CHARGE OVER THE UNDERTAKING AND ALL PROPERTY AND ASSETS PRESENT AND FUTURE INCLUDING GOODWILL DEBTS UNCALLED CAPITAL. TOGETHER WITH ALL BUILDINGS FIXTURES FIXED PLANT & MACHINERY | | |

PREVIOUS DIRECTOR/COMPANY SECRETARIES

| Name | Current Active Appointments | Previous Appointments | Dissolved Companies |
|---|-----------------------------|-------------------------|---------------------|
| Alan Thomas | 1 | 2 | 9 |
| Alan Thomas | 1 | 2 | 9 |
| Colin Leonard Lee | 0 | 6 | 4 |
| Joseph Antony Haynes | 0 | 27 | 8 |
| Brian John Booth | 0 | 2 | 0 |
| Brian John Booth | 0 | 2 | 0 |
| Martin Connolly Kelly | 0 | 1 | 0 |
| John Menzies Low | 10 | 6 | 4 |
| Alan Hillary | 0 | 2 | 13 |
| Brian Graham Cox | 0 | 2 | 0 |
| Bruno Giacomo Mario Kilshaw | 0 | 2 | 1 |
| David John Turner | 0 | 27 | 9 |
| Beat Haeni | 0 | 1 | 1 |
| Steven Simon Henning | 0 | 1 | 0 |
| Ronen Day | 0 | 1 | 2 |
| Nigel Howard Wilson | 0 | 8 | 3 |
| Nigel Howard Wilson | 0 | 8 | 3 |
| Philipp Adrian Muller | 0 | 2 | 1 |
| Hans-Jakob Schoch | 0 | 1 | 0 |
| Arthur Wettstein | 0 | 3 | 1 |
| David Michael Dymond | 0 | 1 | 1 |
| Colin David Chaffers | 0 | 1 | 0 |
| Mark Jason Honeywood | 0 | 1 | 0 |
| Hamid Reza Kefayati | 0 | 1 | 0 |
| Bruno Mendler | 0 | 3 | 0 |
| Craig Edward Briggs | 0 | 2 | 0 |
| Christopher David Gorner | 0 | 2 | 0 |
| Christopher David Gorner | 0 | 2 | 0 |
| Carmen Schlatter Broger | 1 | 1 | 0 |
| Carmen Schlatter Broger | 0 | 1 | 0 |
| Gary Yates | 0 | 2 | 0 |
| Total Persons With Significant Control | 1 | Total Statements | 0 |
| Active | 1 | Active | 0 |
| Ceased | 0 | Ceased | 0 |

ACTIVE PERSONS WITH SIGNIFICANT CONTROL

| Name | Buhler Uk Holdings Ltd | Kind | Corporate Entity With Significant Control |
|------|------------------------|------|---|
| | | | |

DISCLAIMER : This Report is **PRIVATE & CONFIDENTIAL** and it is prepared at the request of and for its use by the Subscriber only. The Subscriber shall use the contents of the Report merely as an aid to its business. Mira Inform Private Limited ("MIPL") has collated information/data in the Report, which have not been verified unless otherwise specifically mentioned in the Report. The Subscriber shall independently verify the accuracy and correctness of the information/data before in any way acting upon the same. MIPL shall not be liable for any harm, injury, loss or damage caused to the Subscriber due to default by the Subscriber's debtors/beneficiaries in fulfilling their obligations of any nature whatsoever. This Report or any of its portion shall not be used as a documentary evidence or otherwise before any investigative agencies or forum of law. This Report is confidential and proprietary to MIPL. The Subscriber and/or any other person(s) may not reproduce, publish or disclose any of the contents of the Report to others without the express authorization of MIPL. This Report is prepared and issued to the Subscriber without any risk, responsibility or liability on the part of MIPL or its officials.

BUHLER UK LIMITED - 528533

PAGE NO. : 18

| | | | |
|---------------------------|---|----------------------------|-----------------|
| Address | 20 Atlantis Avenue Atlantis Avenue, London | Notified On | 06/04/2016 |
| Post Code | E16 2BF | Legal Form | Limited Company |
| Authority | English | Place Registered | - |
| Country Registered | - | Registration Number | - |
| Nature Of Control | Ownership of shares - above 75% | | |

Ceased Persons With Significant Control

No Ceased Persons With Significant Control To Display

Active Statements

No Active Statements To Display

Ceased Statements

No Ceased Statements To Display

FOREIGN EXCHANGE RATES

| Currency | Unit | Indian Rupees |
|-----------|------|---------------|
| US Dollar | 1 | INR 71.19 |
| UK Pound | 1 | INR 91.46 |
| Euro | 1 | INR 82.49 |
| GBP | 1 | INR 92.04 |

Note : Above are approximate rates obtained from sources believed to be correct

INFORMATION DETAILS

| | |
|-----------------------------|-----|
| Analysis Done by : | VIV |
| Report Prepared by : | TPT |

DISCLAIMER : This Report is **PRIVATE & CONFIDENTIAL** and it is prepared at the request of and for its use by the Subscriber only. The Subscriber shall use the contents of the Report merely as an aid to its business. Mira Inform Private Limited ("MIPL") has collated information/data in the Report, which have not been verified unless otherwise specifically mentioned in the Report. The Subscriber shall independently verify the accuracy and correctness of the information/data before in any way acting upon the same. MIPL shall not be liable for any harm, injury, loss or damage caused to the Subscriber due to default by the Subscriber's debtors/beneficiaries in fulfilling their obligations of any nature whatsoever. This Report or any of its portion shall not be used as a documentary evidence or otherwise before any investigative agencies or forum of law. This Report is confidential and proprietary to MIPL. The Subscriber and/or any other person(s) may not reproduce, publish or disclose any of the contents of the Report to others without the express authorization of MIPL. This Report is prepared and issued to the Subscriber without any risk, responsibility or liability on the part of MIPL or its officials.

RATING EXPLANATIONS

| Credit Rating | Explanation | Rating Comments |
|---------------|------------------|--|
| A++ | Minimum Risk | Business dealings permissible with minimum risk of default |
| A+ | Low Risk | Business dealings permissible with low risk of default |
| A | Acceptable Risk | Business dealings permissible with moderate risk of default |
| B | Medium Risk | Business dealings permissible on a regular monitoring basis |
| C | Medium High Risk | Business dealings permissible preferably on secured basis |
| D | High Risk | Business dealing not recommended or on secured terms only |
| NB | New Business | No recommendation can be done due to business in infancy stage |
| NT | No Trace | No recommendation can be done as the business is not traceable |

NB is stated where there is insufficient information to facilitate rating. However, it is not to be considered as unfavourable.

This score serves as a reference to assess SC's credit risk and to set the amount of credit to be extended. It is calculated from a composite of weighted scores obtained from each of the major sections of this report. The assessed factors are as follows:

- Financial condition covering various ratios
- Company background and operations size
- Promoters / Management background
- Payment record
- Litigation against the subject
- Industry scenario / competitor analysis
- Supplier / Customer / Banker review (wherever available)