

MIRA INFORM REPORT

Report No. :	528659
Report Date :	07.09.2018

IDENTIFICATION DETAILS

Name :	CREW CLOTHING CO. LIMITED
Registered Office :	20 Lydden Road, London, Sw18 4lr
Country :	United Kingdom
Financials (as on) :	29.10.2017
Date of Incorporation :	18.10.1996
Com. Reg. No.:	03265824
Legal Form :	Private limited with Share Capital
Line of Business :	<ul style="list-style-type: none"> Retail sale of clothing in specialised stores The design and sale of high quality men's and women's clothing and accessories for sale.
No. of Employees :	431

RATING & COMMENTS

(Mira Inform has adopted New Rating mechanism w.e.f. 23rd January 2017)

MIRA's Rating :

B

Credit Rating	Explanation	Rating Comments
B	Medium Risk	Business dealings permissible on a regular monitoring basis

Status :	Moderate
Payment Behaviour :	Slow but Correct
Litigation :	Clear

NOTES :

Any query related to this report can be made on e-mail : infodept@mirainform.com while quoting report number, name and date.

ECGC Country Risk Classification List

Country Name	Previous Rating (31.12.2017)	Current Rating (01.04.2018)
United Kingdom	A1	A1

Risk Category	ECGC Classification
Insignificant	A1
Low Risk	A2
Moderately Low Risk	B1
Moderate Risk	B2
Moderately High Risk	C1
High Risk	C2
Very High Risk	D

DISCLAIMER : This Report is **PRIVATE & CONFIDENTIAL** and it is prepared at the request of and for its use by the Subscriber only. The Subscriber shall use the contents of the Report merely as an aid to its business. Mira Inform Private Limited ("MIPL") has collated information/data in the Report, which have not been verified unless otherwise specifically mentioned in the Report. The Subscriber shall independently verify the accuracy and correctness of the information/data before in any way acting upon the same. MIPL shall not be liable for any harm, injury, loss or damage caused to the Subscriber due to default by the Subscriber's debtors/beneficiaries in fulfilling their obligations of any nature whatsoever. This Report or any of its portion shall not be used as a documentary evidence or otherwise before any investigative agencies or forum of law. This Report is confidential and proprietary to MIPL. The Subscriber and/or any other person(s) may not reproduce, publish or disclose any of the contents of the Report to others without the express authorization of MIPL. This Report is prepared and issued to the Subscriber without any risk, responsibility or liability on the part of MIPL or its officials.

UNITED KINGDOM - ECONOMIC OVERVIEW

The UK, a leading trading power and financial center, is the third largest economy in Europe after Germany and France. Agriculture is intensive, highly mechanized, and efficient by European standards, producing about 60% of food needs with less than 2% of the labor force. The UK has large coal, natural gas, and oil resources, but its oil and natural gas reserves are declining; the UK has been a net importer of energy since 2005. Services, particularly banking, insurance, and business services, are key drivers of British GDP growth. Manufacturing, meanwhile, has declined in importance but still accounts for about 10% of economic output.

In 2008, the global financial crisis hit the economy particularly hard, due to the importance of its financial sector. Falling home prices, high consumer debt, and the global economic slowdown compounded the UK's economic problems, pushing the economy into recession in the latter half of 2008 and prompting the then BROWN (Labour) government to implement a number of measures to stimulate the economy and stabilize the financial markets. Facing burgeoning public deficits and debt levels, in 2010 the then CAMERON-led coalition government (between Conservatives and Liberal Democrats) initiated an austerity program, which has continued under the Conservative government. However, the deficit still remains one of the highest in the G7, standing at 3.6% of GDP as of 2017, and the UK has pledged to lower its corporation tax from 20% to 17% by 2020. The UK had a debt burden of 90.4% GDP at the end of 2017.

The UK economy has begun to slow since the referendum vote to leave the EU in June 2016. A sustained depreciation of the British pound has increased consumer and producer prices, weighing on consumer spending without spurring a meaningful increase in exports. The UK has an extensive trade relationship with other EU members through its single market membership, and economic observers have warned the exit will jeopardize its position as the central location for European financial services. Prime Minister MAY is seeking a new "deep and special" trade relationship with the EU following the UK's exit. However, economists doubt that the UK will be able to preserve the benefits of EU membership without the obligations. The UK is expected to officially leave the EU by the end of March 2019.

Source : CIA

COMPANY NAME AND ADDRESS

Company Name: CREW CLOTHING CO. LIMITED
Company No: 03265824
Company Status: Active - Accounts Filed
Status: Active
Registered Address: 20 LYDDEN ROAD LONDON SW18 4LR

COMPANY NAME

CREW CLOTHING CO. LIMITED

COMPANY NUMBER

03265824

COMPANY SUMMARY

Registered Address	20 LYDDEN ROAD LONDON SW18 4LR
Trading Address	44-50 Bridge Street Chester Cheshire CH1 1NQ
Website Address	http://www.crewclothing.co.uk
Telephone Number	02088752300
Fax Number	
TPS	No
FPS	Yes
Incorporation Date	18/10/1996
Previous Name	
Type	Private limited with Share Capital
FTSE Index	-
Date of Change	-
Filing Date of Accounts	04/07/2018
Currency	GBP
Share Capital	£250,000
SIC07	47710
Charity Number	-
SIC07 Description	RETAIL SALE OF CLOTHING IN SPECIALISED STORES

DISCLAIMER : This Report is **PRIVATE & CONFIDENTIAL** and it is prepared at the request of and for its use by the Subscriber only. The Subscriber shall use the contents of the Report merely as an aid to its business. Mira Inform Private Limited ("MIPL") has collated information/data in the Report, which have not been verified unless otherwise specifically mentioned in the Report. The Subscriber shall independently verify the accuracy and correctness of the information/data before in any way acting upon the same. MIPL shall not be liable for any harm, injury, loss or damage caused to the Subscriber due to default by the Subscriber's debtors/beneficiaries in fulfilling their obligations of any nature whatsoever. This Report or any of its portion shall not be used as a documentary evidence or otherwise before any investigative agencies or forum of law. This Report is confidential and proprietary to MIPL. The Subscriber and/or any other person(s) may not reproduce, publish or disclose any of the contents of the Report to others without the express authorization of MIPL. This Report is prepared and issued to the Subscriber without any risk, responsibility or liability on the part of MIPL or its officials.

Principal Activity The design and sale of high quality men's and women's clothing and accessories for sale.

ADDITIONAL INFORMATION

CCJ's	0 (£0) No CCJ Information To Display
Ultimate Holding Company	THREE WISHES LTD
Accountant	-
Mortgages	9
Trade Debtors	-
Group	4 companies
Linkages	0 companies
Countries	In 0 countries

KEY FINANCIALS

Year to Date	Turnover	Pre Tax Profit	Shareholder's Funds	Employees
29/10/2017	£59,289,000	£267,000	£8,871,000	431
30/10/2016	£58,295,000	-£510,000	£8,183,000	427
25/10/2015	£55,038,304	-£77,408	£8,893,963	411

MORTGAGE SUMMARY

Total Mortgage	9
Outstanding	1
Satisfied	8

TRADE DEBTORS / BAD DEBT SUMMARY

Total Number of Documented Trade	3
Total Value of Documented Trade	£32,608

COMMENTARY

This company's return on total assets employed ratio indicates a relatively efficient use of assets.
This company has made late payments on a medium percentage of invoices.
This company's ratio of total liabilities to total assets indicates the presence of moderate equity funding.
This company's bank loans and overdrafts (less cash) account for a high percentage of short term liabilities.

DISCLAIMER : This Report is **PRIVATE & CONFIDENTIAL** and it is prepared at the request of and for its use by the Subscriber only. The Subscriber shall use the contents of the Report merely as an aid to its business. Mira Inform Private Limited ("MIPL") has collated information/data in the Report, which have not been verified unless otherwise specifically mentioned in the Report. The Subscriber shall independently verify the accuracy and correctness of the information/data before in any way acting upon the same. MIPL shall not be liable for any harm, injury, loss or damage caused to the Subscriber due to default by the Subscriber's debtors/beneficiaries in fulfilling their obligations of any nature whatsoever. This Report or any of its portion shall not be used as a documentary evidence or otherwise before any investigative agencies or forum of law. This Report is confidential and proprietary to MIPL. The Subscriber and/or any other person(s) may not reproduce, publish or disclose any of the contents of the Report to others without the express authorization of MIPL. This Report is prepared and issued to the Subscriber without any risk, responsibility or liability on the part of MIPL or its officials.

This company trades in an industry with a higher level of corporate failures.

CCJ

Total Number of Exact CCJs -	0	Total Value of Exact CCJs -	
Total Number of Possible CCJs -	0	Total Value of Possible CCJs -	
Total Number of Satisfied CCJs -	0	Total Value of Satisfied CCJs -	
Total Number of Writs -	-		

Total Current Directors	2	Total Current Secretaries	1
Total Previous Directors / Company Secretaries	14	Total Person's With Significant Control	1

CURRENT DIRECTORS

Title	Mr	Function	Director
Name	David Patrick Butler	Nationality	British
Date of Birth	08/1972	Present Appointments	6
Latest Address	The Broadgate Tower Third Floor, 20 Primrose Street, London	Appointment Date	05/12/2017
Post Code	EC2A 2RS		
Title	Mr	Function	Director
Name	Menoshi Shina	Nationality	Dominican
Date of Birth	09/1960	Present Appointments	5
Latest Address	The Broadgate Tower Third Floor, 20 Primrose Street, London	Appointment Date	05/12/2017
Post Code	EC2A 2RS		

CURRENT COMPANY SECRETARY

Title	Mr	Function	Company Secretary
Name	David Butler	Nationality	
Date of Birth	-	Present Appointments	1
Latest Address	The Broadgate Tower Third Floor, 20 Primrose Street, London	Appointment Date	05/12/2017

DISCLAIMER : This Report is **PRIVATE & CONFIDENTIAL** and it is prepared at the request of and for its use by the Subscriber only. The Subscriber shall use the contents of the Report merely as an aid to its business. Mira Inform Private Limited ("MIPL") has collated information/data in the Report, which have not been verified unless otherwise specifically mentioned in the Report. The Subscriber shall independently verify the accuracy and correctness of the information/data before in any way acting upon the same. MIPL shall not be liable for any harm, injury, loss or damage caused to the Subscriber due to default by the Subscriber's debtors/beneficiaries in fulfilling their obligations of any nature whatsoever. This Report or any of its portion shall not be used as a documentary evidence or otherwise before any investigative agencies or forum of law. This Report is confidential and proprietary to MIPL. The Subscriber and/or any other person(s) may not reproduce, publish or disclose any of the contents of the Report to others without the express authorization of MIPL. This Report is prepared and issued to the Subscriber without any risk, responsibility or liability on the part of MIPL or its officials.












Post Code	EC2A 2RS		
-----------	----------	--	--

TOP SHAREHOLDERS

Name	Currency	Share Count	Share Type	Nominal Value	% of Total Share Count
CREW CLOTHING HOLDINGS LTD	GBP	250,000	ORDINARY	1	100

FINANCIALS





Profit & Loss

	Date Of Accounts	29/10/17	(%)	30/10/16	(%)	25/10/15	(%)	26/10/14	(%)	27/10/13
	Weeks	52	(%)	53	(%)	52	(%)	52	(%)	52
	Currency	GBP	(%)	GBP	(%)	GBP	(%)	GBP	(%)	GBP
	Consolidated A/cs	N	(%)	N	(%)	N	(%)	N	(%)	N
	Turnover	£59,289,000	1.7%	£58,295,000	5.9%	£55,038,304	-7%	£59,171,904	12.3%	£52,703,275
	Export	£238,000	2.6%	£232,000	-48.8%	£453,343	-69.4%	£1,481,981	-1.6%	£1,505,359
	Cost of Sales	£25,238,000	-1.7%	£25,669,000	5.9%	£24,228,971	-6.9%	£26,014,939	15.5%	£22,529,615
	Gross Profit	£34,051,000	4.4%	£32,626,000	5.9%	£30,809,333	-7.1%	£33,156,965	9.9%	£30,173,660
	Wages & Salaries	£10,823,000	-0.7%	£10,900,000	13.7%	£9,587,122	9.8%	£8,732,561	9.3%	£7,988,745
	Directors Emoluments	-	-	-	-	-	-	-	-	-
	Operating Profit	£368,000	321.7%	-£166,000	-186%	£193,131	-81.3%	£1,035,158	-13.2%	£1,192,974
	Depreciation	£1,987,000	-6.9%	£2,134,000	8.8%	£1,961,444	-4.5%	£2,054,013	2.8%	£1,998,299
	Audit Fees	£53,000	1.9%	£52,000	48.6%	£35,000	27.3%	£27,500	-8.3%	£30,000
	Interest Payments	£101,000	-70.6%	£344,000	27.2%	£270,539	-14.3%	£315,863	3%	£306,742
	Pre Tax Profit	£267,000	152.4%	-£510,000	-558.8%	-£77,408	-110.8%	£719,295	-18.8%	£886,232













DISCLAIMER : This Report is **PRIVATE & CONFIDENTIAL** and it is prepared at the request of and for its use by the Subscriber only. The Subscriber shall use the contents of the Report merely as an aid to its business. Mira Inform Private Limited ("MIPL") has collated information/data in the Report, which have not been verified unless otherwise specifically mentioned in the Report. The Subscriber shall independently verify the accuracy and correctness of the information/data before in any way acting upon the same. MIPL shall not be liable for any harm, injury, loss or damage caused to the Subscriber due to default by the Subscriber's debtors/beneficiaries in fulfilling their obligations of any nature whatsoever. This Report or any of its portion shall not be used as a documentary evidence or otherwise before any investigative agencies or forum of law. This Report is confidential and proprietary to MIPL. The Subscriber and/or any other person(s) may not reproduce, publish or disclose any of the contents of the Report to others without the express authorization of MIPL. This Report is prepared and issued to the Subscriber without any risk, responsibility or liability on the part of MIPL or its officials.

CREW CLOTHING CO. LIMITED - 528659

PAGE NO. : 8

	Taxation	£571,000	542.6 %	-£129,000	- 18.8 %	-£108,608	61.8 %	-£284,618	- 45.5 %	-£195,634
	Profit After Tax	£838,000	231.1 %	-£639,000	- 243.5 %	-£186,016	- 142.8 %	£434,677	- 37.1 %	£690,598
	Dividends Payable	-	-	-	-	-	-	-	-	-
	Retained Profit	£838,000	231.1 %	-£639,000	- 243.5 %	-£186,016	- 142.8 %	£434,677	- 37.1 %	£690,598

Balance Sheet

	Date Of Accounts	29/10/17	(%)	30/10/16	(%)	25/10/15	(%)	26/10/14	(%)	27/10/13
	Tangible Assets	£4,312,000	- 3.3%	£4,461,000	-1.8%	£4,543,340	- 11.2 %	£5,116,454	- 19.2 %	£6,331,039
	Intangible Assets	0	-	0	- 100%	£1	-	£1	-	£1
	Total Fixed Assets	£4,312,000	- 3.3%	£4,461,000	-1.8%	£4,543,341	- 11.2 %	£5,116,455	- 19.2 %	£6,331,040
	Stock	£10,298,000	3.4%	£9,964,000	8.4%	£9,195,446	6.7%	£8,618,159	- 15.6 %	£10,208,673
	Trade Debtors	£1,844,000	-7%	£1,983,000	- 36.6 %	£3,128,058	16.6 %	£2,682,176	20.1 %	£2,233,764
	Cash	£1,303,000	- 30.9 %	£1,885,000	- 17.7 %	£2,289,335	19.2 %	£1,919,832	- 38.4 %	£3,118,295
	Other Debtors	£4,273,000	- 12.2 %	£4,864,000	10.2 %	£4,412,762	- 3.3%	£4,565,663	- 17.8 %	£5,555,150
	Miscellaneous Current Assets	0	-	0	-	0	-	0	-	0
	Total Current Assets	£17,718,000	- 5.2%	£18,696,000	-1.7%	£19,025,601	7%	£17,785,830	- 15.8 %	£21,115,882
	Trade Creditors	£4,676,000	20.8 %	£3,871,000	- 21.7 %	£4,943,423	4%	£4,754,988	- 31.2 %	£6,914,839
	Bank Loans & Overdrafts	£4,750,000	- 19.5 %	£5,904,000	237.6 %	£1,749,000	-34%	£2,648,025	- 4.5%	£2,773,762
	Other Short	0	-	0	-	0	-	0	-	0

DISCLAIMER : This Report is **PRIVATE & CONFIDENTIAL** and it is prepared at the request of and for its use by the Subscriber only. The Subscriber shall use the contents of the Report merely as an aid to its business. Mira Inform Private Limited ("MIPL") has collated information/data in the Report, which have not been verified unless otherwise specifically mentioned in the Report. The Subscriber shall independently verify the accuracy and correctness of the information/data before in any way acting upon the same. MIPL shall not be liable for any harm, injury, loss or damage caused to the Subscriber due to default by the Subscriber's debtors/beneficiaries in fulfilling their obligations of any nature whatsoever. This Report or any of its portion shall not be used as a documentary evidence or otherwise before any investigative agencies or forum of law. This Report is confidential and proprietary to MIPL. The Subscriber and/or any other person(s) may not reproduce, publish or disclose any of the contents of the Report to others without the express authorization of MIPL. This Report is prepared and issued to the Subscriber without any risk, responsibility or liability on the part of MIPL or its officials.

	Term Finance									
	Miscellaneous Current Liabilities	£2,941,000	- 34.2 %	£4,467,000	- 15.8 %	£5,306,546	67.7 %	£3,164,387	- 22.6 %	£4,087,419
	Total Current Liabilities	£12,367,000	- 13.2 %	£14,242,000	18.7 %	£11,998,969	13.5 %	£10,567,400	- 23.3 %	£13,776,200
	Bank Loans & Overdrafts and LTL	£5,542,000	- 16.5 %	£6,636,000	50%	£4,425,010	- 24.6 %	£5,872,000	- 24.4 %	£7,768,431
	Other Long Term Finance	0	-	0	-	0	-	0	-	0
	Total Long Term Liabilities	£792,000	8.2%	£732,000	- 72.6 %	£2,676,010	-17%	£3,223,975	- 35.5 %	£4,994,669



Capital & Reserves

	Date Of Accounts	29/10/17	(%)	30/10/16	(%)	25/10/15	(%)	26/10/14	(%)	27/10/13
	Called Up Share Capital	£250,000	-	£250,000	-	£250,000	-	£250,000	-	£250,000
	P & L Account Reserve	£8,768,000	10.6%	£7,930,000	- 7.5 %	£8,568,572	- 3.3 %	£8,860,910	5.2 %	£8,426,233
	Revaluation Reserve	-	-	-	-	-	-	-	-	-
	Sundry Reserves	-£147,000	- 999.9 %	£3,000	- 96%	£75,391	-	-	-	-
	Shareholder Funds	£8,871,000	8.4%	£8,183,000	-8%	£8,893,963	- 2.4 %	£9,110,910	5%	£8,676,233





Other Financial Items

	Date Of Accounts	29/10/17	(%)	30/10/16	(%)	25/10/15	(%)	26/10/14	(%)	27/10/13
	Net Worth	£8,871,000	8.4%	£8,183,000	-8%	£8,893,962	- 2.4 %	£9,110,909	5%	£8,676,232
	Working Capital	£5,351,000	20.1 %	£4,454,000	- 36.6 %	£7,026,632	- 2.7 %	£7,218,430	- 1.7%	£7,339,862
	Total	£22,030,000	-	£23,157,000	-	£23,568,902	2.9	£22,902,200	-	£27,446,900



DISCLAIMER : This Report is **PRIVATE & CONFIDENTIAL** and it is prepared at the request of and for its use by the Subscriber only. The Subscriber shall use the contents of the Report merely as an aid to its business. Mira Inform Private Limited ("MIPL") has collated information/data in the Report, which have not been verified unless otherwise specifically mentioned in the Report. The Subscriber shall independently verify the accuracy and correctness of the information/data before in any way acting upon the same. MIPL shall not be liable for any harm, injury, loss or damage caused to the Subscriber due to default by the Subscriber's debtors/beneficiaries in fulfilling their obligations of any nature whatsoever. This Report or any of its portion shall not be used as a documentary evidence or otherwise before any investigative agencies or forum of law. This Report is confidential and proprietary to MIPL. The Subscriber and/or any other person(s) may not reproduce, publish or disclose any of the contents of the Report to others without the express authorization of MIPL. This Report is prepared and issued to the Subscriber without any risk, responsibility or liability on the part of MIPL or its officials.

	Assets	00	4.9%	00	1.7%	42	%	85	16.6%	22
	Total Liabilities	£13,159,000	-12.1%	£14,974,000	2%	£14,674,979	6.4%	£13,791,375	-26.5%	£18,770,689
	Net Assets	£8,871,000	8.4%	£8,183,000	-8%	£8,893,963	-2.4%	£9,110,910	5%	£8,676,233





Cash Flow

	Date Of Accounts	29/10/17	(%)	30/10/16	(%)	25/10/15	(%)	26/10/14	(%)	27/10/13
	Net Cashflow from Operations	-	-	-	-	-	-	-	-	-
	Net Cashflow before Financing	-	-	-	-	-	-	-	-	-
	Net Cashflow from Financing	-	-	-	-	-	-	-	-	-
	Increase in Cash	-	-	-	-	-	-	-	-	-

Miscellaneous

	Date Of Accounts	29/10/17	(%)	30/10/16	(%)	25/10/15	(%)	26/10/14	(%)	27/10/13
	Contingent Liability	NO	-	NO	-	NO	-	NO	-	NO
	Capital Employed	£9,663,000	8.4%	£8,915,000	-22.9%	£11,569,973	-6.2%	£12,334,885	-9.8%	£13,670,902
	Number of Employees	431	0.9%	427	3.9%	411	2.5%	401	5.2%	381
	Accountants									
	Auditors	BDO LLP								
	Auditor Comments	The audit report contains no adverse comments								
	Bankers	LLOYDS TSB BANK PLC								
	Bank Branch Code	30-00-02								

Ratios

	Date Of Accounts	29/10/17	30/10/16	25/10/15	26/10/14	27/10/13
	Pre-tax profit margin %	0.45	-0.87	-0.14	1.22	1.68
	Current ratio	1.43	1.31	1.59	1.68	1.53
	Sales/Net Working Capital	11.08	13.09	7.83	8.20	7.18
	Gearing %	62.50	81.10	49.80	64.50	89.50

DISCLAIMER : This Report is **PRIVATE & CONFIDENTIAL** and it is prepared at the request of and for its use by the Subscriber only. The Subscriber shall use the contents of the Report merely as an aid to its business. Mira Inform Private Limited ("MIPL") has collated information/data in the Report, which have not been verified unless otherwise specifically mentioned in the Report. The Subscriber shall independently verify the accuracy and correctness of the information/data before in any way acting upon the same. MIPL shall not be liable for any harm, injury, loss or damage caused to the Subscriber due to default by the Subscriber's debtors/beneficiaries in fulfilling their obligations of any nature whatsoever. This Report or any of its portion shall not be used as a documentary evidence or otherwise before any investigative agencies or forum of law. This Report is confidential and proprietary to MIPL. The Subscriber and/or any other person(s) may not reproduce, publish or disclose any of the contents of the Report to others without the express authorization of MIPL. This Report is prepared and issued to the Subscriber without any risk, responsibility or liability on the part of MIPL or its officials.

	Equity in %	40.30	35.30	37.70	39.80	31.60
	Creditor Days	28.70	24.63	32.69	29.25	47.75
	Debtor Days	11.32	12.62	20.68	16.49	15.42
	Liquidity/Acid Test	0.59	0.61	0.81	0.86	0.79
	Return On Capital Employed %	2.76	-5.72	-0.66	5.83	6.48
	Return On Total Assets Employed %	1.21	-2.20	-0.32	3.14	3.22
	Current Debt Ratio	1.39	1.74	1.34	1.15	1.58
	Total Debt Ratio	1.48	1.82	1.64	1.51	2.16
	Stock Turnover Ratio %	17.36	17.09	16.70	14.56	19.37
	Return on Net Assets Employed %	3	-6.23	-0.87	7.89	10.21

Report Notes

There are no notes to display.

Status History

No Status History found

EVENT HISTORY

Date	Description
12/07/2018	New Accounts Filed
12/07/2018	New Accounts Filed
09/01/2018	New Company Secretary Mr D. Butler appointed
08/01/2018	Mrs L. Barnes has left the board
08/01/2018	Mr A.P. Parker-Swift has left the board
08/01/2018	New Board Member Mr M. Shina appointed
08/01/2018	New Board Member Mr D.P. Butler appointed
27/10/2017	Confirmation Statement
27/10/2017	Payment Data Update Received
27/10/2017	Ms A.C. Bastow has left the board
23/09/2017	Payment Data Update Received
22/09/2017	New Accounts Filed
22/09/2017	New Accounts Filed
06/11/2016	Annual Returns
10/08/2016	Mr S.E. Herrick has resigned as company secretary

DISCLAIMER : This Report is **PRIVATE & CONFIDENTIAL** and it is prepared at the request of and for its use by the Subscriber only. The Subscriber shall use the contents of the Report merely as an aid to its business. Mira Inform Private Limited ("MIPL") has collated information/data in the Report, which have not been verified unless otherwise specifically mentioned in the Report. The Subscriber shall independently verify the accuracy and correctness of the information/data before in any way acting upon the same. MIPL shall not be liable for any harm, injury, loss or damage caused to the Subscriber due to default by the Subscriber's debtors/beneficiaries in fulfilling their obligations of any nature whatsoever. This Report or any of its portion shall not be used as a documentary evidence or otherwise before any investigative agencies or forum of law. This Report is confidential and proprietary to MIPL. The Subscriber and/or any other person(s) may not reproduce, publish or disclose any of the contents of the Report to others without the express authorization of MIPL. This Report is prepared and issued to the Subscriber without any risk, responsibility or liability on the part of MIPL or its officials.

Previous Company Names

No Previous Names found

Writ Details

No writs found

Statistics

Group	4 companies
Linkages	0 companies
Countries	In 0 countries

SUMMARY

Holding Company	CREW CLOTHING HOLDINGS LIMITED
Ownership Status	Wholly Owned
Ultimate Holding Company	THREE WISHES LTD

GROUP STRUCTURE

Company Name	Registered Number	Latest Key Financials	Consol. Accounts	Turnover
THREE WISHES LTD	N/A	-	-	
BROADGATE 1960 COMPANY...	11066469	-	N	
CREW CLOTHING HOLDIN...	05848071	29.10.2017	Y	£59,289,000
CREW CLOTHING CO....	03265824	29.10.2017	N	£59,289,000

MORTGAGE DETAILS

Mortgage Type:			
Date Charge Created:	20/05/16		
Date Charge Registered:	25/05/16		

DISCLAIMER : This Report is **PRIVATE & CONFIDENTIAL** and it is prepared at the request of and for its use by the Subscriber only. The Subscriber shall use the contents of the Report merely as an aid to its business. Mira Inform Private Limited ("MIPL") has collated information/data in the Report, which have not been verified unless otherwise specifically mentioned in the Report. The Subscriber shall independently verify the accuracy and correctness of the information/data before in any way acting upon the same. MIPL shall not be liable for any harm, injury, loss or damage caused to the Subscriber due to default by the Subscriber's debtors/beneficiaries in fulfilling their obligations of any nature whatsoever. This Report or any of its portion shall not be used as a documentary evidence or otherwise before any investigative agencies or forum of law. This Report is confidential and proprietary to MIPL. The Subscriber and/or any other person(s) may not reproduce, publish or disclose any of the contents of the Report to others without the express authorization of MIPL. This Report is prepared and issued to the Subscriber without any risk, responsibility or liability on the part of MIPL or its officials.

Date Charge Satisfied:	-		
Status:	OUTSTANDING		
Person(s) Entitled:	HSBC BANK PLC;		
Amount Secured:			
Details:	CONTAINS FIXED CHARGE.CONTAINS FLOATINGCHARGE.FLOATING CHARGE COVERS ALL THE PROPERTY OR UNDERTAKING OF THE COMPANY.CONTAINS NEGATIVE PLEDGE.		
Mortgage Type:	DEBENTURE		
Date Charge Created:	31/05/12		
Date Charge Registered:	02/06/12		
Date Charge Satisfied:	28/07/16		
Status:	SATISFIED		
Person(s) Entitled:	NATIONAL WESTMINSTER BANK PLC;		
Amount Secured:			
Details:	FIXED AND FLOATING CHARGE OVER THE UNDERTAKING AND ALL PROPERTY AND ASSETS PRESENT AND FUTURE, INCLUDING GOODWILL, UNCALLED CAPITAL, BUILDINGS, FIXTURES, FIXEDPLANT & MACHINERY. SEE IMAGE FOR FULL DETAILS		

Mortgage Type:	MORTGAGE OF LIFE POLICY TO SECURE OWN LIABILITIES		
Date Charge Created:	29/04/10		
Date Charge Registered:	06/11/13		
Date Charge Satisfied:	-		
Status:	SATISFIED		
Person(s) Entitled:	LLOYDS TSB BANK PLC;		
Amount Secured:			
Details:	ALL MONEY, INCLUDING BONUSES, THE BENEFIT OF ALL OPTIONS AND RIGHTS, ALL THE RIGHTS, TITLE AND INTEREST IN AND TO THE POLICY, SEE IMAGE FOR FULL DETAILS		
Mortgage Type:	MORTGAGE OF LIFE POLICY TO SECURE OWN LIABILITIES		
Date Charge Created:	14/04/10		
Date Charge Registered:	06/11/13		
Date Charge Satisfied:	-		
Status:	SATISFIED		
Person(s) Entitled:	LLOYDS TSB BANK PLC;		
Amount Secured:			
Details:	ALL MONEY INCLUDING BONUSES THAT HAS ACCRUED OR MAY BECOME PAYABLE UNDER THE POLICY ISSUED BY AEGON SCOTTISH EQUITABLE WITH POLICY NUMBER L0199000243 IN RELATION TO ALASTAIR PETER PARKER-SWIFT AND THE BENEFIT OF ALL OPTIONS AND RIGHTS SEE IMAGE FOR FULL DETAILS		

Mortgage Type:	AN OMNIBUS GUARANTEE AND SET-OFF AGREEMENT		
Date Charge Created:	14/11/06		
Date Charge Registered:	06/11/13		
Date Charge Satisfied:	-		
Status:	SATISFIED		

DISCLAIMER : This Report is **PRIVATE & CONFIDENTIAL** and it is prepared at the request of and for its use by the Subscriber only. The Subscriber shall use the contents of the Report merely as an aid to its business. Mira Inform Private Limited ("MIPL") has collated information/data in the Report, which have not been verified unless otherwise specifically mentioned in the Report. The Subscriber shall independently verify the accuracy and correctness of the information/data before in any way acting upon the same. MIPL shall not be liable for any harm, injury, loss or damage caused to the Subscriber due to default by the Subscriber's debtors/beneficiaries in fulfilling their obligations of any nature whatsoever. This Report or any of its portion shall not be used as a documentary evidence or otherwise before any investigative agencies or forum of law. This Report is confidential and proprietary to MIPL. The Subscriber and/or any other person(s) may not reproduce, publish or disclose any of the contents of the Report to others without the express authorization of MIPL. This Report is prepared and issued to the Subscriber without any risk, responsibility or liability on the part of MIPL or its officials.

Person(s) Entitled:	LLOYDS TSB BANK PLC;		
Amount Secured:			
Details:	ANY SUM OR SUMS FOR THE TIME BEING STANDING TO THE CREDIT OF ANY ONE OR MORE OF ANY PRESENT OR FUTURE ACCOUNTS OF THE COMPANIES OR ANY OF THEM WITH THE BANK WHETHER SUCH ACCOUNTS BE DENOMINATED IN STERLING OR IN A CURRENCY OR CURRENCIES OTHER THAN STERLING		
Mortgage Type:	DEBENTURE		
Date Charge Created:	14/11/06		
Date Charge Registered:	06/11/13		
Date Charge Satisfied:	-		
Status:	SATISFIED		
Person(s) Entitled:	LLOYDS TSB BANK PLC;		
Amount Secured:			
Details:	FIXED AND FLOATING CHARGES OVER THE UNDERTAKING AND ALL PROPERTY AND ASSETS PRESENT AND FUTURE INCLUDING GOODWILL BOOKDEBTS UNCALLED CAPITAL BUILDINGS FIXTURES FIXED PLANT AND MACHINERY		

Mortgage Type:	DEBENTURE		
Date Charge Created:	24/01/03		
Date Charge Registered:	30/01/03		
Date Charge Satisfied:	24/11/06		
Status:	SATISFIED		
Person(s) Entitled:	BARCLAYS BANK PLC		
Amount Secured:	ALL MONIES DUE OR TO BECOME DUE FROM THE COMPANY TO THE CHARGE ON ANY ACCOUNT WHATSOEVER		
Details:	FIXED AND FLOATING CHARGES OVER THE UNDERTAKING AND ALL PROPERTY AND ASSETS PRESENT AND FUTURE INCLUDING GOODWILL BOOKDEBTS UNCALLED CAPITAL BUILDINGS FIXTURES FIXED PLANT AND MACHINERY		
Mortgage Type:	DEPOSIT AGREEMENT		
Date Charge Created:	02/11/01		
Date Charge Registered:	07/11/01		
Date Charge Satisfied:	31/07/04		
Status:	SATISFIED		
Person(s) Entitled:	MICHAEL SHANLY INVESTMENTS LIMITED		
Amount Secured:	ALL MONIES DUE OR TO BECOME DUE FROM THE COMPANY TO THE CHARGE UNDER THE TERMS OF THE LEASE		
Details:	£9,987.50		

Mortgage Type:	DEBENTURE		
Date Charge Created:	15/12/99		
Date Charge Registered:	04/01/00		
Date Charge Satisfied:	31/07/04		
Status:	SATISFIED		
Person(s) Entitled:	LLOYDS TSB BANK PLC		

Amount Secured:	ALL MONIES DUE OR TO BECOME DUE FROM THE COMPANY TO THE CHARGE ON ANY ACCOUNT WHATSOEVER
Details:	FIXED AND FLOATING CHARGES OVER THE UNDERTAKING AND ALL PROPERTY AND ASSETS PRESENT AND FUTURE INCLUDING GOODWILL BOOKDEBTS UNCALLED CAPITAL BUILDINGS FIXTURES FIXED PLANT AND MACHINERY SEE THE MORTGAGE CHARGE DOCUMENT FOR FULL DETAILS

CREDITOR DETAILS

	Total Number	Total Value
Trade Creditors	0	-

No Creditor Data

TRADE DEBTORS / BAD DEBT DETAIL

	Total Number of Documented Trade	Total Value of Documented Trade
Trade Debtors	3	£32,608

Company Name	Amount	Statement Date
Fred's Clothing Limited	£15,762	23/01/2012
Jacqui Brook Limited	£8,917	18/09/2013
Simply Mee Ltd	£7,929	15/03/2012

PREVIOUS DIRECTOR/COMPANY SECRETARIES

Name	Current Active Appointments	Previous Appointments	Dissolved Companies
Diana Marion Parker-Swift	1	2	2
Alastair Peter Parker-Swift	0	2	2
Alastair Peter Parker-Swift	0	2	2
Simon Hudson	0	1	1
Octavia Kate Morley	6	8	0
James Justin Hampshire	0	4	17
James Justin Hampshire	0	4	17
James Marcel Pascoe	1	1	1
Luke Sanger Underhill	1	1	1
SWIFT INCORPORATIONS LIMITED	11	74469	191588

DISCLAIMER : This Report is **PRIVATE & CONFIDENTIAL** and it is prepared at the request of and for its use by the Subscriber only. The Subscriber shall use the contents of the Report merely as an aid to its business. Mira Inform Private Limited ("MIPL") has collated information/data in the Report, which have not been verified unless otherwise specifically mentioned in the Report. The Subscriber shall independently verify the accuracy and correctness of the information/data before in any way acting upon the same. MIPL shall not be liable for any harm, injury, loss or damage caused to the Subscriber due to default by the Subscriber's debtors/beneficiaries in fulfilling their obligations of any nature whatsoever. This Report or any of its portion shall not be used as a documentary evidence or otherwise before any investigative agencies or forum of law. This Report is confidential and proprietary to MIPL. The Subscriber and/or any other person(s) may not reproduce, publish or disclose any of the contents of the Report to others without the express authorization of MIPL. This Report is prepared and issued to the Subscriber without any risk, responsibility or liability on the part of MIPL or its officials.

Robert Stephen Parker Swift	1	2	0
Simon Edward Herrick	0	1	0
Amy Clare Bastow	1	1	5
Louise Barnes	0	2	0
Total Persons With Significant Control	1	Total Statements	0
Active	1	Active	0
Ceased	0	Ceased	0

ACTIVE PERSONS WITH SIGNIFICANT CONTROL

Name	Mr Alistair Parker-Swift	Kind	Individual Person With Significant Control
Address	20 Lydden Road, London	Country Of Residence	England
Post Code	SW18 4LR	Nationality	British
Date of Birth	03/1970	Notified On	06/04/2016
Nature Of Control	Ownership of shares - between 50% and 75%		

Ceased Persons With Significant Control

No Ceased Persons With Significant Control To Display

Active Statements

No Active Statements To Display

Ceased Statements

No Ceased Statements To Display

FOREIGN EXCHANGE RATES

Currency	Unit	Indian Rupees
US Dollar	1	INR 71.92
UK Pound	1	INR 92.80
Euro	1	INR 83.60
GBP	1	INR 92.87

Note : Above are approximate rates obtained from sources believed to be correct

INFORMATION DETAILS

Analysis Done by :	VIV
Report Prepared by :	SYL

DISCLAIMER : This Report is **PRIVATE & CONFIDENTIAL** and it is prepared at the request of and for its use by the Subscriber only. The Subscriber shall use the contents of the Report merely as an aid to its business. Mira Inform Private Limited ("MIPL") has collated information/data in the Report, which have not been verified unless otherwise specifically mentioned in the Report. The Subscriber shall independently verify the accuracy and correctness of the information/data before in any way acting upon the same. MIPL shall not be liable for any harm, injury, loss or damage caused to the Subscriber due to default by the Subscriber's debtors/beneficiaries in fulfilling their obligations of any nature whatsoever. This Report or any of its portion shall not be used as a documentary evidence or otherwise before any investigative agencies or forum of law. This Report is confidential and proprietary to MIPL. The Subscriber and/or any other person(s) may not reproduce, publish or disclose any of the contents of the Report to others without the express authorization of MIPL. This Report is prepared and issued to the Subscriber without any risk, responsibility or liability on the part of MIPL or its officials.

RATING EXPLANATIONS

Credit Rating	Explanation	Rating Comments
A++	Minimum Risk	Business dealings permissible with minimum risk of default
A+	Low Risk	Business dealings permissible with low risk of default
A	Acceptable Risk	Business dealings permissible with moderate risk of default
B	Medium Risk	Business dealings permissible on a regular monitoring basis
C	Medium High Risk	Business dealings permissible preferably on secured basis
D	High Risk	Business dealing not recommended or on secured terms only
NB	New Business	No recommendation can be done due to business in infancy stage
NT	No Trace	No recommendation can be done as the business is not traceable

NB is stated where there is insufficient information to facilitate rating. However, it is not to be considered as unfavourable.

This score serves as a reference to assess SC's credit risk and to set the amount of credit to be extended. It is calculated from a composite of weighted scores obtained from each of the major sections of this report. The assessed factors are as follows:

- Financial condition covering various ratios
- Company background and operations size
- Promoters / Management background
- Payment record
- Litigation against the subject
- Industry scenario / competitor analysis
- Supplier / Customer / Banker review (wherever available)