

MIRA INFORM REPORT

Report No. :	528537
Report Date :	07.09.2018

IDENTIFICATION DETAILS

Name :	CUPRO TUBES ENTERPRISES PRIVATE LIMITED
Registered Office :	L-18, Cuncolim Industrial Area, GIDC, Solcette, Goa – 403703
Tel. No.:	91-226-6278700
Country :	India
Financials (as on) :	31.03.2018
Date of Incorporation :	20.01.1997
CIN No.: [Company Identification No.]	U27102GA1997PTC002261
Capital Investment / Paid-up Capital :	INR 2.500 Million
PAN No.: [Permanent Account No.]	AABCC2560R
GSTN : [Goods & Service Tax Registration No.]	Not Divulged
Legal Form :	Private Limited Liability Company
Line of Business :	<ul style="list-style-type: none"> • Renting of lease properties. [Registered activity] • Manufacturer of other non-ferrous metals, iron and steels. [Registered activity and also confirmed by management]
No. of Employees :	100 (Approximately)

RATING & COMMENTS

(Mira Inform has adopted New Rating mechanism w.e.f. 23rd January 2017)

MIRA's Rating :

C

DISCLAIMER : This Report is **PRIVATE & CONFIDENTIAL** and it is prepared at the request of and for its use by the Subscriber only. The Subscriber shall use the contents of the Report merely as an aid to its business. Mira Inform Private Limited ("MIPL") has collated information/data in the Report, which have not been verified unless otherwise specifically mentioned in the Report. The Subscriber shall independently verify the accuracy and correctness of the information/data before in any way acting upon the same. MIPL shall not be liable for any harm, injury, loss or damage caused to the Subscriber due to default by the Subscriber's debtors/beneficiaries in fulfilling their obligations of any nature whatsoever. This Report or any of its portion shall not be used as a documentary evidence or otherwise before any investigative agencies or forum of law. This Report is confidential and proprietary to MIPL. The Subscriber and/or any other person(s) may not reproduce, publish or disclose any of the contents of the Report to others without the express authorization of MIPL. This Report is prepared and issued to the Subscriber without any risk, responsibility or liability on the part of MIPL or its officials.

Credit Rating	Explanation	Rating Comments
C	Medium High Risk	Business dealings permissible preferably on secured basis

Status :	Moderate
Payment Behaviour :	Slow
Litigation :	Clear
Comments :	<p>Subject was incorporated in the year 1997. The company is a manufacturer of iron and steel.</p> <p>As per the financial records of 2018, the company has achieved a massive growth in its revenue as compared to the previous year and has reported an average net profit margin of 4.77%.</p> <p>Rating is constrained on account of accumulated losses which have eroded the networth base of the subject.</p> <p>Business is active. Payment seems to be slow.</p> <p>In view of aforesaid, the company can be considered for business dealings on fully safe and secured trade terms and condition.</p>

NOTES:

Any query related to this report can be made on e-mail: infodept@mirainform.com while quoting report number, name and date.

EXTERNAL AGENCY RATING

NOT AVAILABLE

RBI DEFAULTERS' LIST STATUS

Subject's name is not enlisted as a defaulter in the publicly available RBI Defaulters' list.

EPF (Employee Provident Fund) DEFAULTERS' LIST STATUS

Subject's name is not enlisted as a defaulter in the publicly available EPF (Employee Provident Fund) Defaulters' list as of 31-03-2018.

BIFR (Board for Industrial & Financial Reconstruction) LISTING STATUS

Subject's name is not listed as a Sick Unit in the publicly available BIFR (Board for Industrial & Financial Reconstruction) list as of 07.09.2018

IBBI (Insolvency and Bankruptcy Board of India) LISTING STATUS

DISCLAIMER : This Report is **PRIVATE & CONFIDENTIAL** and it is prepared at the request of and for its use by the Subscriber only. The Subscriber shall use the contents of the Report merely as an aid to its business. Mira Inform Private Limited ("MIPL") has collated information/data in the Report, which have not been verified unless otherwise specifically mentioned in the Report. The Subscriber shall independently verify the accuracy and correctness of the information/data before in any way acting upon the same. MIPL shall not be liable for any harm, injury, loss or damage caused to the Subscriber due to default by the Subscriber's debtors/beneficiaries in fulfilling their obligations of any nature whatsoever. This Report or any of its portion shall not be used as a documentary evidence or otherwise before any investigative agencies or forum of law. This Report is confidential and proprietary to MIPL. The Subscriber and/or any other person(s) may not reproduce, publish or disclose any of the contents of the Report to others without the express authorization of MIPL. This Report is prepared and issued to the Subscriber without any risk, responsibility or liability on the part of MIPL or its officials.

Subject's name is not listed in the publicly available IBBI (Insolvency and Bankruptcy Board of India) list as of report date.

INFORMATION DENIED BY

Name :	Mr. Dhanashri
Designation :	Accountant
Contact No.:	91-226-6278700
Date :	04.09.2018

LOCATIONS

Registered Office :	L-18, Cuncolim Industrial Area, GIDC, Solcette, Goa – 403703, India
Tel. No.:	91-226-6278700
Mobile No.:	91-9820212670 (Ms. Shevana)
Fax No.:	Not Available
E-Mail :	tusfactor@gmail.com
Location :	Owned
Locality :	Industrial

DIRECTORS

AS ON 31.03.2018

Name :	Mr. Atul Rajendra Agrawal
Designation :	Director
Address :	33, Casablanca, Opposite World Trade Centre, Cuffe Parade, Mumbai – 400005, Maharashtra, India
Date of Birth/Age :	27.11.1976
Date of Appointment :	01.02.2017
DIN No.:	00823354
Name :	Mr. Usha Rajendra Agrawal
Designation :	Director
Address :	33, 3rd Floor, Casablanca, Cuffe Parade, Mumbai – 400005, Maharashtra, India
Date of Birth/Age :	10.08.1955
Date of Appointment :	01.02.2017
DIN No.:	06899671

KEY EXECUTIVES

Name :	Mr. Dhanashri
Designation :	Accountant

DISCLAIMER : This Report is **PRIVATE & CONFIDENTIAL** and it is prepared at the request of and for its use by the Subscriber only. The Subscriber shall use the contents of the Report merely as an aid to its business. Mira Inform Private Limited ("MIPL") has collated information/data in the Report, which have not been verified unless otherwise specifically mentioned in the Report. The Subscriber shall independently verify the accuracy and correctness of the information/data before in any way acting upon the same. MIPL shall not be liable for any harm, injury, loss or damage caused to the Subscriber due to default by the Subscriber's debtors/beneficiaries in fulfilling their obligations of any nature whatsoever. This Report or any of its portion shall not be used as a documentary evidence or otherwise before any investigative agencies or forum of law. This Report is confidential and proprietary to MIPL. The Subscriber and/or any other person(s) may not reproduce, publish or disclose any of the contents of the Report to others without the express authorization of MIPL. This Report is prepared and issued to the Subscriber without any risk, responsibility or liability on the part of MIPL or its officials.

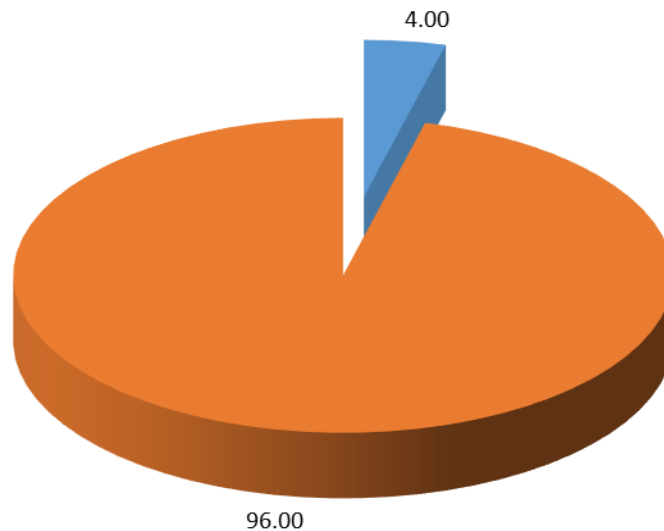
MAJOR SHAREHOLDERS

AS ON 31.03.2018

Names of Shareholders	No. of Shares	% of holding
Atul Rajendra Prasad Agrawal	10000	4.00
Usha Rajendra Prasad Agrawal	240000	96.00
Total	250000	100.00

Share holding pattern

■ Atul Rajendra Prasad Agrawal ■ Usha Rajendra Prasad Agrawal



Equity Share Break up (Percentage of Total Equity)

AS ON 11.06.2018

Category	Percentage
Promoters [Individual/Hindu Undivided Family (Indian)]	100.00
Total	100.00

BUSINESS DETAILS

DISCLAIMER : This Report is **PRIVATE & CONFIDENTIAL** and it is prepared at the request of and for its use by the Subscriber only. The Subscriber shall use the contents of the Report merely as an aid to its business. Mira Inform Private Limited ("MIPL") has collated information/data in the Report, which have not been verified unless otherwise specifically mentioned in the Report. The Subscriber shall independently verify the accuracy and correctness of the information/data before in any way acting upon the same. MIPL shall not be liable for any harm, injury, loss or damage caused to the Subscriber due to default by the Subscriber's debtors/beneficiaries in fulfilling their obligations of any nature whatsoever. This Report or any of its portion shall not be used as a documentary evidence or otherwise before any investigative agencies or forum of law. This Report is confidential and proprietary to MIPL. The Subscriber and/or any other person(s) may not reproduce, publish or disclose any of the contents of the Report to others without the express authorization of MIPL. This Report is prepared and issued to the Subscriber without any risk, responsibility or liability on the part of MIPL or its officials.

Line of Business :	<ul style="list-style-type: none"> Renting of lease properties. [Registered activity] Manufacturer of other non-ferrous metals, iron and steels. [Registered activity and also confirmed by management] 	
Products / Services :	Name and Description of main products / services	ITC Code
	Rental or leasing services involving own or leased non-residential property.	99721129
Brand Names :	Not Available	
Agencies Held :	Not Available	
Exports :	Not Divulged	
Imports :	Not Divulged	
Terms :		
Selling :	L/C, Advance Payment, Cheque and Others (RTGS)	
Purchasing :	L/C, Advance Payment, Cheque and Others (RTGS)	

PRODUCTION STATUS – (NOT AVAILABLE)

GENERAL INFORMATION

Suppliers :	Reference :	Not Divulged
	Name of the Person :	--
	Contact No.:	--
	Since How Long Known :	--
	Maximum Limit Dealt :	--
	Experience :	--
	Remark :	--
Customers :	Wholesalers, End Users	
	Reference :	Not Divulged
	Name of the Person :	--
	Contact No.:	--
	Since How Long Known :	--
	Maximum Limit Dealt :	--
	Experience :	--
Remark :	--	

No. of Employees :	100 (Approximately)	
Bankers :	Banker Name :	Not Divulged
	Branch :	Not Divulged
	Person Name (With Designation) :	--
	Contact Number :	--
	Name of Account Holder :	--
	Account Number :	--
	Account Since (Date/Year of Account Opening) :	--
	Average Balance Maintained :	--
	Credit Facilities Enjoyed (CC/OD/Term Loan) :	--
	Account Operation :	--
	Remark :	--

Auditors :	
Name :	Saraswat and Associates Chartered Accountants
Address :	201/A Type, Nira Complex, New Golden Nest, Above ICICI Bank, Bhayander (East), Thane – 401105, Maharashtra, Maharashtra, India
E-Mail :	vikash@saraswatassociates.com
PAN No.:	AVSPS4765P
Membership No.:	127324
Memberships :	Not Available
Collaborators :	Not Available
Associates/Subsidiaries :	--

CAPITAL STRUCTURE

AS ON 11.06.2018

Authorised Capital :

No. of Shares	Type	Value	Amount
250000	Equity Shares	INR 10/- each	INR 2.500 Million

Issued, Subscribed & Paid-up Capital :

No. of Shares	Type	Value	Amount

DISCLAIMER : This Report is **PRIVATE & CONFIDENTIAL** and it is prepared at the request of and for its use by the Subscriber only. The Subscriber shall use the contents of the Report merely as an aid to its business. Mira Inform Private Limited ("MIPL") has collated information/data in the Report, which have not been verified unless otherwise specifically mentioned in the Report. The Subscriber shall independently verify the accuracy and correctness of the information/data before in any way acting upon the same. MIPL shall not be liable for any harm, injury, loss or damage caused to the Subscriber due to default by the Subscriber's debtors/beneficiaries in fulfilling their obligations of any nature whatsoever. This Report or any of its portion shall not be used as a documentary evidence or otherwise before any investigative agencies or forum of law. This Report is confidential and proprietary to MIPL. The Subscriber and/or any other person(s) may not reproduce, publish or disclose any of the contents of the Report to others without the express authorization of MIPL. This Report is prepared and issued to the Subscriber without any risk, responsibility or liability on the part of MIPL or its officials.

250000	Equity Shares	INR 10/- each	INR 2.500 Million

FINANCIAL DATA
[all figures are in INR Million]

ABRIDGED BALANCE SHEET

SOURCES OF FUNDS	31.03.2018	31.03.2017	31.03.2016
I. EQUITY AND LIABILITIES			
(1) Shareholders' Funds			
(a) Share Capital	2.500	2.500	2.500
(b) Reserves & Surplus	(4.010)	(4.153)	(3.767)
(c) Money received against share warrants	0.000	0.000	0.000
(2) Share Application money pending allotment	0.000	0.000	0.000
Total Shareholders' Funds (1) + (2)	(1.510)	(1.653)	(1.267)
(3) Non-Current Liabilities			
(a) Long-term borrowings	12.899	9.434	9.090
(b) Deferred tax liabilities (Net)	0.000	0.000	0.000
(c) Other long term liabilities	0.000	0.000	0.000
(d) Long-term provisions	0.000	0.000	0.000
Total Non-current Liabilities (3)	12.899	9.434	9.090
(4) Current Liabilities			
(a) Short term borrowings	0.000	0.000	0.000
(b) Trade payables	41.244	0.241	0.035
(c) Other current liabilities	10.856	0.025	0.000
(d) Short-term provisions	0.000	0.000	0.000
Total Current Liabilities (4)	52.100	0.266	0.035
TOTAL	63.489	8.047	7.858
II. ASSETS			
(1) Non-current assets			
(a) Fixed Assets			
(i) Tangible assets	6.941	7.251	7.683
(ii) Intangible Assets	0.000	0.000	0.000
(iii) Capital work-in-progress	5.516	0.000	0.000
(iv) Intangible assets under development	0.000	0.000	0.000
(b) Non-current Investments	0.000	0.000	0.000
(c) Deferred tax assets (net)	0.000	0.000	0.000
(d) Long-term Loan and Advances	0.661	0.173	0.000
(e) Other Non-current assets	0.000	0.000	0.156
Total Non-Current Assets	13.118	7.424	7.839

DISCLAIMER : This Report is **PRIVATE & CONFIDENTIAL** and it is prepared at the request of and for its use by the Subscriber only. The Subscriber shall use the contents of the Report merely as an aid to its business. Mira Inform Private Limited ("MIPL") has collated information/data in the Report, which have not been verified unless otherwise specifically mentioned in the Report. The Subscriber shall independently verify the accuracy and correctness of the information/data before in any way acting upon the same. MIPL shall not be liable for any harm, injury, loss or damage caused to the Subscriber due to default by the Subscriber's debtors/beneficiaries in fulfilling their obligations of any nature whatsoever. This Report or any of its portion shall not be used as a documentary evidence or otherwise before any investigative agencies or forum of law. This Report is confidential and proprietary to MIPL. The Subscriber and/or any other person(s) may not reproduce, publish or disclose any of the contents of the Report to others without the express authorization of MIPL. This Report is prepared and issued to the Subscriber without any risk, responsibility or liability on the part of MIPL or its officials.

(2) Current assets			
(a) Current investments	0.000	0.000	0.000
(b) Inventories	40.649	0.000	0.000
(c) Trade receivables	0.378	0.540	0.000
(d) Cash and cash equivalents	1.043	0.006	0.018
(e) Short-term loans and advances	8.301	0.077	0.002
(f) Other current assets	0.000	0.000	0.000
Total Current Assets	50.371	0.623	0.020
TOTAL	63.489	8.047	7.859

PROFIT & LOSS ACCOUNT

PARTICULARS		31.03.2018	31.03.2017	31.03.2016
SALES				
	Income	2.974	0.600	0.000
	Other Income	0.000	0.000	0.000
	TOTAL	2.974	0.600	0.000
Less	EXPENSES			
	Cost of Materials Consumed	1.078	0.000	0.000
	Other Expenses	1.233	0.493	1.965
	TOTAL	2.311	0.493	1.965
	PROFIT/(LOSS) BEFORE INTEREST, TAX, DEPRECIATION AND AMORTISATION	0.663	0.107	(1.965)
Less	FINANCIAL EXPENSES	0.000	0.000	0.000
	PROFIT/(LOSS) BEFORE TAX, DEPRECIATION AND AMORTISATION	0.663	0.107	(1.965)
Less	DEPRECIATION/ AMORTISATION	0.505	0.492	0.000
	PROFIT/(LOSS) BEFORE TAX	0.158	(0.385)	(1.965)
Less	TAX	0.016	0.000	0.000
	PROFIT/(LOSS) AFTER TAX	0.142	(0.385)	(1.965)
	Earnings / (Loss) Per Share (INR)	(1.00)	(2.00)	(8.00)

DISCLAIMER : This Report is **PRIVATE & CONFIDENTIAL** and it is prepared at the request of and for its use by the Subscriber only. The Subscriber shall use the contents of the Report merely as an aid to its business. Mira Inform Private Limited ("MIPL") has collated information/data in the Report, which have not been verified unless otherwise specifically mentioned in the Report. The Subscriber shall independently verify the accuracy and correctness of the information/data before in any way acting upon the same. MIPL shall not be liable for any harm, injury, loss or damage caused to the Subscriber due to default by the Subscriber's debtors/beneficiaries in fulfilling their obligations of any nature whatsoever. This Report or any of its portion shall not be used as a documentary evidence or otherwise before any investigative agencies or forum of law. This Report is confidential and proprietary to MIPL. The Subscriber and/or any other person(s) may not reproduce, publish or disclose any of the contents of the Report to others without the express authorization of MIPL. This Report is prepared and issued to the Subscriber without any risk, responsibility or liability on the part of MIPL or its officials.

CURRENT MATURITIES OF LONG TERM DEBT DETAILS

Particulars	31.03.2018	31.03.2017	31.03.2016
Current Maturities of Long term debt	NA	NA	NA
Cash generated from operations	0.522	(0.235)	NA
Net cash from operating activities	3.353	(0.295)	NA

KEY RATIOS

EFFICIENCY RATIOS

PARTICULARS	31.03.2018	31.03.2017	31.03.2016
Average Collection Days (Sundry Debtors / Income * 365 Days)	46.39	328.50	0.00
Account Receivables Turnover (Income / Sundry Debtors)	7.87	1.11	0.00
Average Payment Days (Sundry Creditors / Purchases * 365 Days)	13964.81	0.00	0.00
Inventory Turnover (Operating Income / Inventories)	0.02	0.00	0.00
Asset Turnover (Operating Income / Net Fixed Assets)	0.05	0.01	(0.26)

LEVERAGE RATIOS

PARTICULARS	31.03.2018	31.03.2017	31.03.2016
Debt Ratio ((Borrowing + Current Liabilities) / Total Assets)	1.02	1.21	1.16
Debt Equity Ratio (Total Liability / Networth)	(8.54)	(5.71)	(7.17)
Current Liabilities to Networth (Current Liabilities / Net Worth)	(34.50)	(0.16)	(0.03)
Fixed Assets to Networth (Net Fixed Assets / Networth)	(8.25)	(4.39)	(6.06)
Interest Coverage Ratio (PBIT / Financial Charges)	0.00	0.00	0.00

DISCLAIMER : This Report is **PRIVATE & CONFIDENTIAL** and it is prepared at the request of and for its use by the Subscriber only. The Subscriber shall use the contents of the Report merely as an aid to its business. Mira Inform Private Limited ("MIPL") has collated information/data in the Report, which have not been verified unless otherwise specifically mentioned in the Report. The Subscriber shall independently verify the accuracy and correctness of the information/data before in any way acting upon the same. MIPL shall not be liable for any harm, injury, loss or damage caused to the Subscriber due to default by the Subscriber's debtors/beneficiaries in fulfilling their obligations of any nature whatsoever. This Report or any of its portion shall not be used as a documentary evidence or otherwise before any investigative agencies or forum of law. This Report is confidential and proprietary to MIPL. The Subscriber and/or any other person(s) may not reproduce, publish or disclose any of the contents of the Report to others without the express authorization of MIPL. This Report is prepared and issued to the Subscriber without any risk, responsibility or liability on the part of MIPL or its officials.

PROFITABILITY RATIOS

PARTICULARS		31.03.2018	31.03.2017	31.03.2016
PAT to Sales ((PAT / Sales) * 100)	%	4.77	(64.17)	0.00
Return on Total Assets ((PAT / Total Assets) * 100)	%	0.22	(4.78)	(25.00)
Return on Investment (ROI) ((PAT / Networth) * 100)	%	(9.40)	23.29	155.09

SOLVENCY RATIOS

PARTICULARS		31.03.2018	31.03.2017	31.03.2016
Current Ratio (Current Assets / Current Liabilities)		0.97	2.34	0.57
Quick Ratio ((Current Assets – Inventories) / Current Liabilities)		0.19	2.34	0.57
G-Score Ratio Financial (Networth / Total Assets)		(0.02)	(0.21)	(0.16)
G-Score Ratio Debt (Debts / Equity Capital)		5.16	3.77	3.64
G-Score Ratio Liquidity (Total Current Assets / Total Current Liabilities)		0.97	2.34	0.57

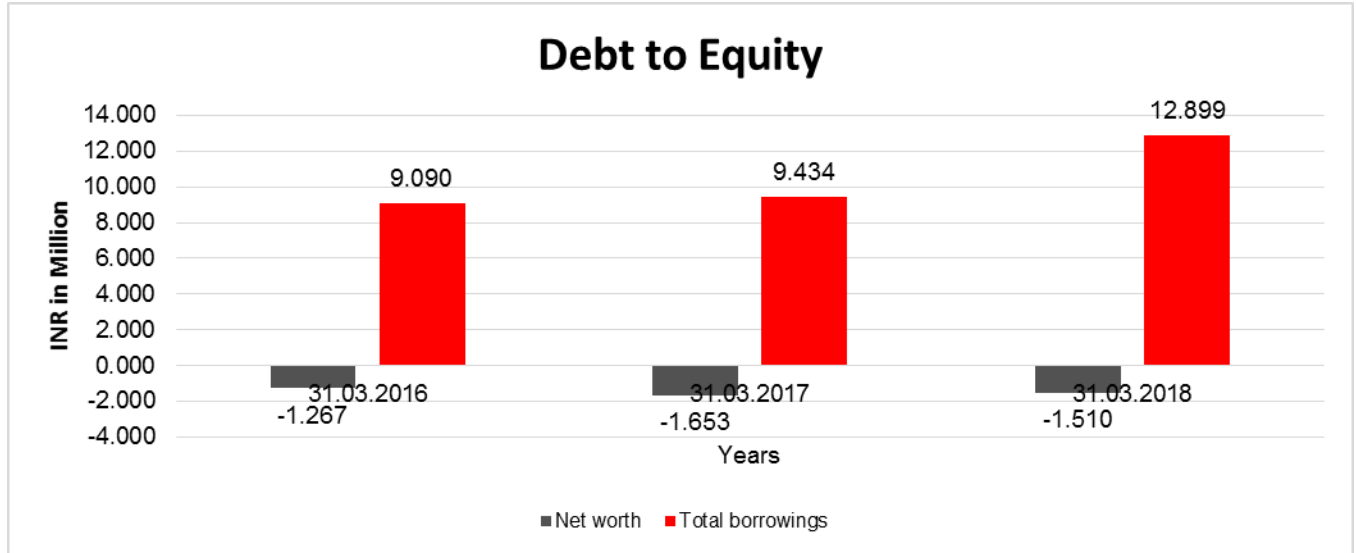
Total Liability = Short-term Debt + Long-term Debt + Current Maturities of Long-term debts

FINANCIAL ANALYSIS
[all figures are in INR Million]

DEBT EQUITY RATIO

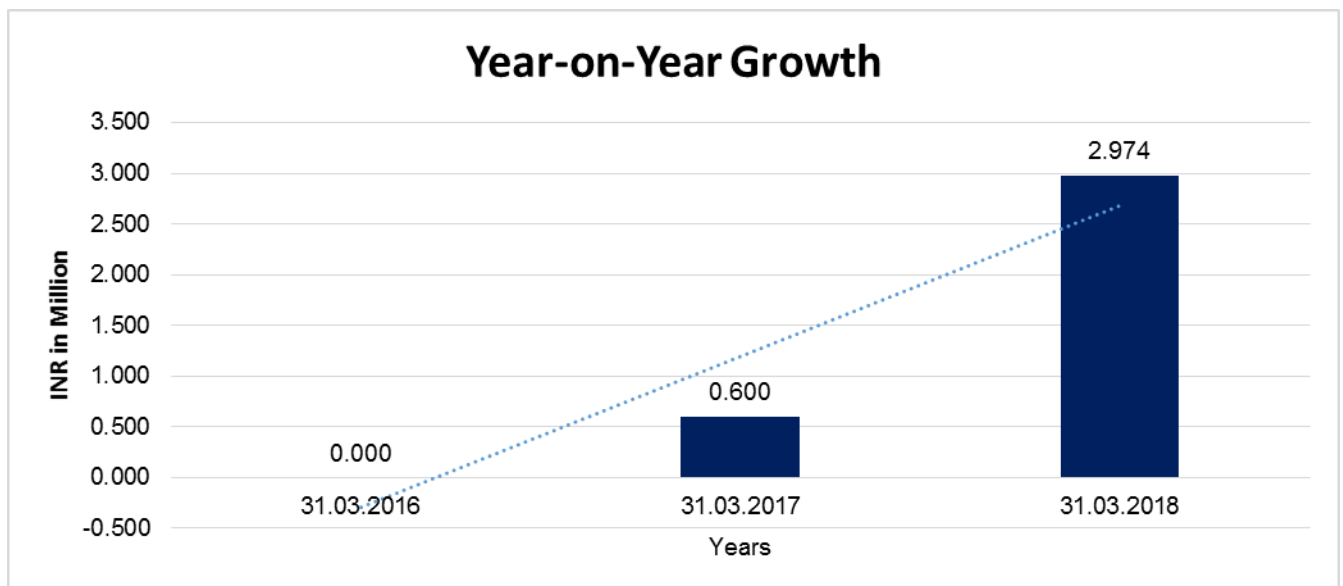
Particular	31.03.2016	31.03.2017	31.03.2018
	INR In Million	INR In Million	INR In Million
Share Capital	2.500	2.500	2.500
Reserves & Surplus	(3.767)	(4.153)	(4.010)
Net worth	(1.267)	(1.653)	(1.510)
Long Term borrowings	9.090	9.434	12.899
Short Term borrowings	0.000	0.000	0.000
Total borrowings	9.090	9.434	12.899
Debt/Equity ratio	(7.174)	(5.707)	(8.542)

DISCLAIMER : This Report is **PRIVATE & CONFIDENTIAL** and it is prepared at the request of and for its use by the Subscriber only. The Subscriber shall use the contents of the Report merely as an aid to its business. Mira Inform Private Limited ("MIPL") has collated information/data in the Report, which have not been verified unless otherwise specifically mentioned in the Report. The Subscriber shall independently verify the accuracy and correctness of the information/data before in any way acting upon the same. MIPL shall not be liable for any harm, injury, loss or damage caused to the Subscriber due to default by the Subscriber's debtors/beneficiaries in fulfilling their obligations of any nature whatsoever. This Report or any of its portion shall not be used as a documentary evidence or otherwise before any investigative agencies or forum of law. This Report is confidential and proprietary to MIPL. The Subscriber and/or any other person(s) may not reproduce, publish or disclose any of the contents of the Report to others without the express authorization of MIPL. This Report is prepared and issued to the Subscriber without any risk, responsibility or liability on the part of MIPL or its officials.



YEAR-ON-YEAR GROWTH

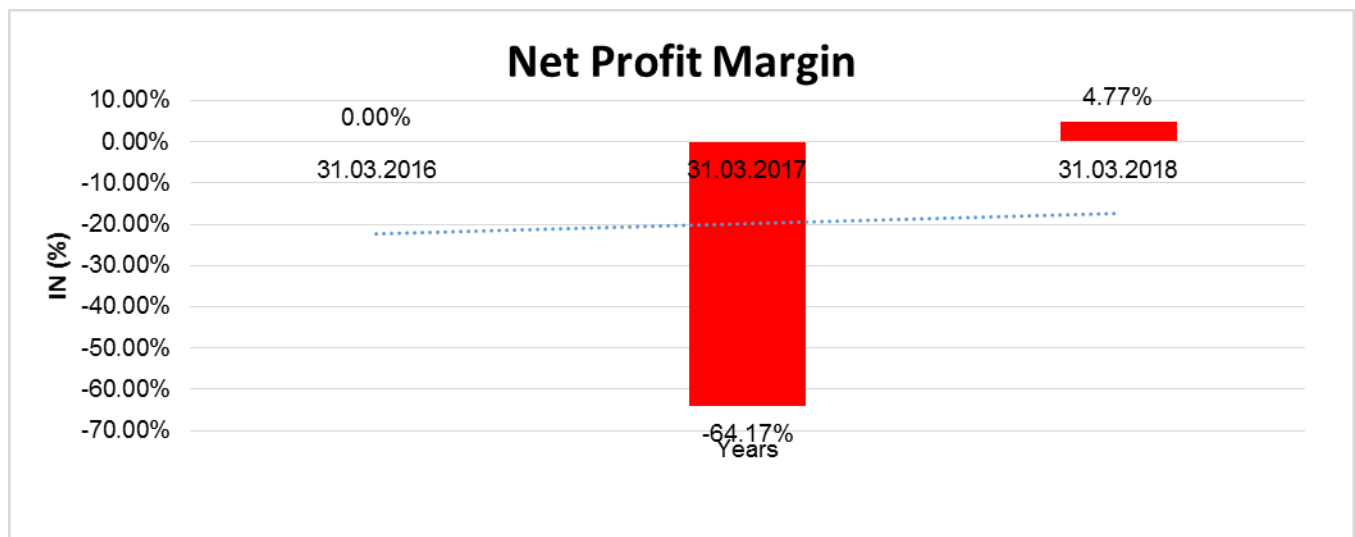
Year on Year Growth	31.03.2016	31.03.2017	31.03.2018
	INR In Million	INR In Million	INR In Million
Sales	0.000	0.600	2.974
			395.667



DISCLAIMER : This Report is **PRIVATE & CONFIDENTIAL** and it is prepared at the request of and for its use by the Subscriber only. The Subscriber shall use the contents of the Report merely as an aid to its business. Mira Inform Private Limited ("MIPL") has collated information/data in the Report, which have not been verified unless otherwise specifically mentioned in the Report. The Subscriber shall independently verify the accuracy and correctness of the information/data before in any way acting upon the same. MIPL shall not be liable for any harm, injury, loss or damage caused to the Subscriber due to default by the Subscriber's debtors/beneficiaries in fulfilling their obligations of any nature whatsoever. This Report or any of its portion shall not be used as a documentary evidence or otherwise before any investigative agencies or forum of law. This Report is confidential and proprietary to MIPL. The Subscriber and/or any other person(s) may not reproduce, publish or disclose any of the contents of the Report to others without the express authorization of MIPL. This Report is prepared and issued to the Subscriber without any risk, responsibility or liability on the part of MIPL or its officials.

NET PROFIT MARGIN

Net Profit Margin	31.03.2016	31.03.2017	31.03.2018
	INR In Million	INR In Million	INR In Million
Sales	0.000	0.600	2.974
Profit/(Loss)	(1.965)	(0.385)	0.142
		(64.17%)	4.77%



LOCAL AGENCY FURTHER INFORMATION

Sr. No.	Check list by info agents	Available in Report (Yes/No)
1	Year of establishment	Yes
2	Constitution of the entity -Incorporation details	Yes
3	Locality of the entity	Yes
4	Premises details	Yes
5	Buyer visit details	--
6	Contact numbers	Yes
7	Name of the person contacted	Yes
8	Designation of contact person	Yes
9	Promoter's background	Yes
10	Date of Birth of Proprietor / Partners / Directors	Yes
11	Pan Card No. of Proprietor / Partners	No
12	Voter Id Card No. of Proprietor / Partners	No
13	Type of business	Yes
14	Line of Business	Yes
15	Export/import details (if applicable)	No

DISCLAIMER : This Report is **PRIVATE & CONFIDENTIAL** and it is prepared at the request of and for its use by the Subscriber only. The Subscriber shall use the contents of the Report merely as an aid to its business. Mira Inform Private Limited ("MIPL") has collated information/data in the Report, which have not been verified unless otherwise specifically mentioned in the Report. The Subscriber shall independently verify the accuracy and correctness of the information/data before in any way acting upon the same. MIPL shall not be liable for any harm, injury, loss or damage caused to the Subscriber due to default by the Subscriber's debtors/beneficiaries in fulfilling their obligations of any nature whatsoever. This Report or any of its portion shall not be used as a documentary evidence or otherwise before any investigative agencies or forum of law. This Report is confidential and proprietary to MIPL. The Subscriber and/or any other person(s) may not reproduce, publish or disclose any of the contents of the Report to others without the express authorization of MIPL. This Report is prepared and issued to the Subscriber without any risk, responsibility or liability on the part of MIPL or its officials.

16	No. of employees	Yes
17	Details of sister concerns	No
18	Major suppliers	No
19	Major customers	No
20	Banking Details	No
21	Banking facility details	No
22	Conduct of the banking account	--
23	Financials, if provided	Yes
24	Capital in the business	Yes
25	Last accounts filed at ROC, if applicable	Yes
26	Turnover of firm for last three years	Yes
27	Reasons for variation <> 20%	--
28	Estimation for coming financial year	No
29	Profitability for last three years	Yes
30	Major shareholders, if available	Yes
31	External Agency Rating, if available	No
32	Litigations that the firm/promoter involved in	--
33	Market information	--
34	Payments terms	Yes
35	Negative Reporting by Auditors in the Annual Report	No

RESULTS OF OPERATIONS AND THE STATE OF THE COMPANY'S AFFAIRS:

The Company has reported total revenue of INR 2.974 million for the financial year 2017-18 as compared to total revenue of INR 0.600 million for financial year 2016-17. The Company has reported a net profit of INR 0.142 million for financial year 2017-18 as compared to net loss of INR 0.385 million for financial year 2016-17.


UNSECURED LOANS:

PARTICULARS	31.03.2018 INR In Million	31.03.2017 INR In Million
LONG TERM BORROWINGS		
From related parties	12.899	9.434
Total	12.899	9.434

INDEX OF CHARGES: NO CHARGES EXISTS FOR COMPANY

DISCLAIMER : This Report is **PRIVATE & CONFIDENTIAL** and it is prepared at the request of and for its use by the Subscriber only. The Subscriber shall use the contents of the Report merely as an aid to its business. Mira Inform Private Limited ("MIPL") has collated information/data in the Report, which have not been verified unless otherwise specifically mentioned in the Report. The Subscriber shall independently verify the accuracy and correctness of the information/data before in any way acting upon the same. MIPL shall not be liable for any harm, injury, loss or damage caused to the Subscriber due to default by the Subscriber's debtors/beneficiaries in fulfilling their obligations of any nature whatsoever. This Report or any of its portion shall not be used as a documentary evidence or otherwise before any investigative agencies or forum of law. This Report is confidential and proprietary to MIPL. The Subscriber and/or any other person(s) may not reproduce, publish or disclose any of the contents of the Report to others without the express authorization of MIPL. This Report is prepared and issued to the Subscriber without any risk, responsibility or liability on the part of MIPL or its officials.

FIXED ASSETS:

- Land
 - Building
 - Plant and Machinery
 - Furniture and Fixture
 - Office Equipment
 - Factory Equipment
 - Electrical Installation
- 

CMT REPORT (Corruption, Money Laundering & Terrorism]

The Public Notice information has been collected from various sources including but not limited to: **The Courts, India Prisons Service, Interpol, etc.**

1] INFORMATION ON DESIGNATED PARTY

No records exist designating subject or any of its beneficial owners, controlling shareholders or senior officers as terrorist or terrorist organization or whom notice had been received that all financial transactions involving their assets have been blocked or convicted, found guilty or against whom a judgement or order had been entered in a proceedings for violating money-laundering, anti-corruption or bribery or international economic or anti-terrorism sanction laws or whose assets were seized, blocked, frozen or ordered forfeited for violation of money laundering or international anti-terrorism laws.

2] Court Declaration :

No records exist to suggest that subject is or was the subject of any formal or informal allegations, prosecutions or other official proceeding for making any prohibited payments or other improper payments to government officials for engaging in prohibited transactions or with designated parties.

3] Asset Declaration :

No records exist to suggest that the property or assets of the subject are derived from criminal conduct or a prohibited transaction.

4] Record on Financial Crime :

Charges or conviction registered against subject: **None**

5] Records on Violation of Anti-Corruption Laws :

Charges or investigation registered against subject: **None**

6] Records on Int'l Anti-Money Laundering Laws/Standards :

Charges or investigation registered against subject: **None**

7] Criminal Records

No available information exist that suggest that subject or any of its principals have been formally charged or convicted by a competent governmental authority for any financial crime or under any formal investigation by a competent government authority for any violation of anti-corruption laws or international anti-money laundering laws or standard.

8] Affiliation with Government :

No record exists to suggest that any director or indirect owners, controlling shareholders, director, officer or employee of the company is a government official or a family member or close business associate of a Government official.

9] Compensation Package :

Our market survey revealed that the amount of compensation sought by the subject is fair and reasonable and comparable to compensation paid to others for similar services.

10] Press Report :

No press reports / filings exists on the subject.

CORPORATE GOVERNANCE

MIRA INFORM as part of its Due Diligence do provide comments on Corporate Governance to identify management and governance. These factors often have been predictive and in some cases have created vulnerabilities to credit deterioration.

Our Governance Assessment focuses principally on the interactions between a company's management, its Board of Directors, Shareholders and other financial stakeholders.

CONTRAVENTION

Subject is not known to have contravened any existing local laws, regulations or policies that prohibit, restrict or otherwise affect the terms and conditions that could be included in the agreement with the subject.

FOREIGN EXCHANGE RATES

Currency	Unit	INR
US Dollar	1	INR 71.19
UK Pound	1	INR 91.46
Euro	1	INR 82.49

INFORMATION DETAILS

Information Gathered by :	TJL
Analysis Done by :	NYT
Report Prepared by :	NKT

SCORE FACTORS

DEMERIT POINTS		
--BANK CHARGES	YES/NO	NO
--LITIGATION	YES/NO	NO
--OTHER ADVERSE INFORMATION	YES/NO	NO
MERIT POINTS		
--SOLE DISTRIBUTORSHIP	YES/NO	NO
--EXPORT ACTIVITIES	YES/NO	NO
--AFFILIATION	YES/NO	NO
--LISTED	YES/NO	NO
--OTHER MERIT FACTORS	YES/NO	YES

RATING EXPLANATIONS

Credit Rating	Explanation	Rating Comments
A++	Minimum Risk	Business dealings permissible with minimum risk of default
A+	Low Risk	Business dealings permissible with low risk of default
A	Acceptable Risk	Business dealings permissible with moderate risk of default
B	Medium Risk	Business dealings permissible on a regular monitoring basis
C	Medium High Risk	Business dealings permissible preferably on secured basis
D	High Risk	Business dealing not recommended or on secured terms only
NB	New Business	No recommendation can be done due to business in infancy stage
NT	No Trace	No recommendation can be done as the business is not traceable

NB is stated where there is insufficient information to facilitate rating. However, it is not to be considered as unfavourable.

This score serves as a reference to assess SC's credit risk and to set the amount of credit to be extended. It is calculated from a composite of weighted scores obtained from each of the major sections of this report. The assessed factors are as follows:

- Financial condition covering various ratios
- Company background and operations size
- Promoters / Management background
- Payment record
- Litigation against the subject
- Industry scenario / competitor analysis
- Supplier / Customer / Banker review (wherever available)

DISCLAIMER : This Report is **PRIVATE & CONFIDENTIAL** and it is prepared at the request of and for its use by the Subscriber only. The Subscriber shall use the contents of the Report merely as an aid to its business. Mira Inform Private Limited ("MIPL") has collated information/data in the Report, which have not been verified unless otherwise specifically mentioned in the Report. The Subscriber shall independently verify the accuracy and correctness of the information/data before in any way acting upon the same. MIPL shall not be liable for any harm, injury, loss or damage caused to the Subscriber due to default by the Subscriber's debtors/beneficiaries in fulfilling their obligations of any nature whatsoever. This Report or any of its portion shall not be used as a documentary evidence or otherwise before any investigative agencies or forum of law. This Report is confidential and proprietary to MIPL. The Subscriber and/or any other person(s) may not reproduce, publish or disclose any of the contents of the Report to others without the express authorization of MIPL. This Report is prepared and issued to the Subscriber without any risk, responsibility or liability on the part of MIPL or its officials.