

## MIRA INFORM REPORT

Report No. :	529141
Report Date :	07.09.2018

### IDENTIFICATION DETAILS

Name :	TRAFIGURA INDIA PRIVATE LIMITED
Registered Office :	D-64, Defence Colony, New Delhi-110024
Tel. No.:	91-22-33712500
Country :	India
Financials (as on) :	31.03.2017
Date of Incorporation :	10.12.2009
CIN No.: [Company Identification No.]	U51909DL2009FTC234813
Capital Investment / Paid-up Capital :	INR 766.710 Million
IEC No.: [Import-Export Code No.]	0309065569
PAN No.: [Permanent Account No.]	AADCT3128N
GSTN : [Goods & Service Tax Registration No.]	24AADCT3128N1Z8 (Gujarat) 09AADCT3128N1Z0 (Uttar Pradesh) 27AADCT3128N2Z1 / 27AADCT3128N1Z2 (Maharashtra)
Legal Form :	Private Limited Liability Company
Line of Business :	Trading of Refined Metals. [Registered Activity]
No. of Employees :	Not Divulged

### RATING & COMMENTS

(Mira Inform has adopted New Rating mechanism w.e.f. 23<sup>rd</sup> January 2017)

**MIRA's Rating :** A

**DISCLAIMER :** This Report is **PRIVATE & CONFIDENTIAL** and it is prepared at the request of and for its use by the Subscriber only. The Subscriber shall use the contents of the Report merely as an aid to its business. Mira Inform Private Limited ("MIPL") has collated information/data in the Report, which have not been verified unless otherwise specifically mentioned in the Report. The Subscriber shall independently verify the accuracy and correctness of the information/data before in any way acting upon the same. MIPL shall not be liable for any harm, injury, loss or damage caused to the Subscriber due to default by the Subscriber's debtors/beneficiaries in fulfilling their obligations of any nature whatsoever. This Report or any of its portion shall not be used as a documentary evidence or otherwise before any investigative agencies or forum of law. This Report is confidential and proprietary to MIPL. The Subscriber and/or any other person(s) may not reproduce, publish or disclose any of the contents of the Report to others without the express authorization of MIPL. This Report is prepared and issued to the Subscriber without any risk, responsibility or liability on the part of MIPL or its officials.

Credit Rating	Explanation	Rating Comments
A	Acceptable Risk	Business dealings permissible with moderate risk of default

<b>Status :</b>	Satisfactory
<b>Payment Behaviour :</b>	Usually correct
<b>Litigation :</b>	Clear
<b>Comments :</b>	<p>Subject is a wholly owned subsidiary of "Trafigura Pte. Limited." Singapore and was incorporated in the year 2009. It is a trader of refined metals.</p> <p>For the financial year 2017, the company has achieved revenue growth of 78.86% as compared to the previous year but has reported a low profit margin of 0.16%.</p> <p>Rating takes into consideration the sound financial risk profile of the company marked by average net worth base along with strong debt coverage indicators due to debt free balance sheet profile.</p> <p>Payments seem to be usually correct.</p> <p>In view of aforesaid, the company can be considered for business dealings at usual trade terms and conditions.</p>

**NOTES:**

Any query related to this report can be made on e-mail: [infodept@mirainform.com](mailto:infodept@mirainform.com) while quoting report number, name and date.

**ECGC Country Risk Classification List**

Country Name	Previous Rating (31.12.2017)	Current Rating (01.04.2018)
India	A1	A1

Risk Category	ECGC Classification
Insignificant	A1
Low Risk	A2
Moderately Low Risk	B1
Moderate Risk	B2
Moderately High Risk	C1
High Risk	C2
Very High Risk	D

**DISCLAIMER :** This Report is **PRIVATE & CONFIDENTIAL** and it is prepared at the request of and for its use by the Subscriber only. The Subscriber shall use the contents of the Report merely as an aid to its business. Mira Inform Private Limited ("MIPL") has collated information/data in the Report, which have not been verified unless otherwise specifically mentioned in the Report. The Subscriber shall independently verify the accuracy and correctness of the information/data before in any way acting upon the same. MIPL shall not be liable for any harm, injury, loss or damage caused to the Subscriber due to default by the Subscriber's debtors/beneficiaries in fulfilling their obligations of any nature whatsoever. This Report or any of its portion shall not be used as a documentary evidence or otherwise before any investigative agencies or forum of law. This Report is confidential and proprietary to MIPL. The Subscriber and/or any other person(s) may not reproduce, publish or disclose any of the contents of the Report to others without the express authorization of MIPL. This Report is prepared and issued to the Subscriber without any risk, responsibility or liability on the part of MIPL or its officials.

**EXTERNAL AGENCY RATING**

Rating Agency Name	Not Available
Rating	Not Available
Rating Explanation	Not Available
Date	Not Available

**RBI DEFAULTERS' LIST STATUS**

Subject's name is not enlisted as a defaulter in the publicly available RBI Defaulters' list.

**EPF (Employee Provident Fund) DEFAULTERS' LIST STATUS**

Subject's name is not enlisted as a defaulter in the publicly available EPF (Employee Provident Fund) Defaulters' list as of 31-03-2018.

**BIFR (Board for Industrial & Financial Reconstruction) LISTING STATUS**

Subject's name is not listed as a Sick Unit in the publicly available BIFR (Board for Industrial & Financial Reconstruction) list as of 07.09.2018

**IBBI (Insolvency and Bankruptcy Board of India) LISTING STATUS**

Subject's name is not listed in the publicly available IBBI (Insolvency and Bankruptcy Board of India) list as of report date.

**INFORMATION DENIED**

**Management non-cooperative (Tel No.: 91-22-33712500/ 33732519)**

**LOCATIONS**

Registered Office :	D-64, Defence Colony, New Delhi-110024, India
Tel. No.:	Not Available
Fax No.:	Not Available
E-Mail :	<a href="mailto:ishwar.haswani@trafigura.com">ishwar.haswani@trafigura.com</a>
Website :	<a href="http://www.trafigura.com">www.trafigura.com</a>
Corporate Office :	1001 and 1101, "A" Wing One BKC, Plot No C-66, G Block, Bandra Kurla Complex, Bandra (East), Mumbai-400051, Maharashtra, India

**DISCLAIMER** : This Report is **PRIVATE & CONFIDENTIAL** and it is prepared at the request of and for its use by the Subscriber only. The Subscriber shall use the contents of the Report merely as an aid to its business. Mira Inform Private Limited ("MIPL") has collated information/data in the Report, which have not been verified unless otherwise specifically mentioned in the Report. The Subscriber shall independently verify the accuracy and correctness of the information/data before in any way acting upon the same. MIPL shall not be liable for any harm, injury, loss or damage caused to the Subscriber due to default by the Subscriber's debtors/beneficiaries in fulfilling their obligations of any nature whatsoever. This Report or any of its portion shall not be used as a documentary evidence or otherwise before any investigative agencies or forum of law. This Report is confidential and proprietary to MIPL. The Subscriber and/or any other person(s) may not reproduce, publish or disclose any of the contents of the Report to others without the express authorization of MIPL. This Report is prepared and issued to the Subscriber without any risk, responsibility or liability on the part of MIPL or its officials.

Tel. No.:	91-22-33712500
-----------	----------------

**DIRECTORS**

As on 31.03.2018

<b>Name :</b>	Mr. Raoul Bajaj		
<b>Designation :</b>	Director		
<b>Address :</b>	B – 18, Maharani Bagh, New Delhi – 110 065, India		
<b>Date of Birth/Age :</b>	16.11.1974		
<b>Qualification:</b>	Graduate		
<b>PAN No.:</b>	AAAPB5923F		
<b>Date of Appointment :</b>	10.12.2009		
<b>DIN No.:</b>	02280120		
<b>Other Directorship :</b>			
	<b>CIN/FCRN</b>	<b>Company Name</b>	<b>Begin Date</b>
	U63090TN2011PTC081662	PORT OIL TERMINAL SERVICES PRIVATE LIMITED	27/07/2011
	U72200MH1995PTC086672	TRAFIGURA GLOBAL SERVICES PRIVATE LIMITED	29/03/2010
<b>Name :</b>	Mr. Anuj Bareja		
<b>Designation :</b>	Director		
<b>Address :</b>	B-140, Double Storey, Ramesh Nagar, New Delhi-110015, India		
<b>Date of Birth/Age :</b>	02.02.1973		
<b>Date of Appointment :</b>	14.08.2017		
<b>DIN No.:</b>	05308938		
<b>Other Directorship :</b>			
	<b>CIN/FCRN</b>	<b>Company Name</b>	<b>Begin Date</b>
	U36999DL2016PTC303057	RYKER BASE PRIVATE LIMITED	29/09/2017
<b>Name :</b>	Tariq Nadeem Ahmed		
<b>Designation :</b>	Additional Director		
<b>Address :</b>	Vittal Mallya Road, Banglore-560001, Karnataka, India		
<b>Date of Appointment :</b>	09.05.2018		
<b>DIN No.:</b>	03490137		
<b>Other Directorship :</b>			
	<b>CIN/FCRN</b>	<b>Company Name</b>	<b>Begin Date</b>
	U36999DL2016PTC303057	RYKER BASE PRIVATE LIMITED	09.05.2018

**KEY EXECUTIVES**

<b>Name :</b>	Gopika Vyas
<b>Designation :</b>	Company Secretary

**DISCLAIMER :** This Report is **PRIVATE & CONFIDENTIAL** and it is prepared at the request of and for its use by the Subscriber only. The Subscriber shall use the contents of the Report merely as an aid to its business. Mira Inform Private Limited ("MIPL") has collated information/data in the Report, which have not been verified unless otherwise specifically mentioned in the Report. The Subscriber shall independently verify the accuracy and correctness of the information/data before in any way acting upon the same. MIPL shall not be liable for any harm, injury, loss or damage caused to the Subscriber due to default by the Subscriber's debtors/beneficiaries in fulfilling their obligations of any nature whatsoever. This Report or any of its portion shall not be used as a documentary evidence or otherwise before any investigative agencies or forum of law. This Report is confidential and proprietary to MIPL. The Subscriber and/or any other person(s) may not reproduce, publish or disclose any of the contents of the Report to others without the express authorization of MIPL. This Report is prepared and issued to the Subscriber without any risk, responsibility or liability on the part of MIPL or its officials.

<b>Address :</b>	Flat No.22, Building No. 4, Blossom Co-Operative Housing Marol Military Road, Andheri (East) Mumbai- 400059, Maharashtra, India
<b>Date of Appointment :</b>	25.05.2018
<b>PAN No.:</b>	AIQPV3695Q
<b>Name :</b>	Kunal Sharma and Associates
<b>Designation :</b>	Company Secretary
<b>Address :</b>	F-712, Titanium City Centre, 100 Ft Shyamal to Prahalladnagar Road, Satellite, Ahmedabad – 380015, Gujarat, India
<b>Mob. No:</b>	91-9033016502/ 73430216
<b>Email:</b>	<a href="mailto:cskunalsharma@gmail.com">cskunalsharma@gmail.com</a>

**MAJOR SHAREHOLDERS**

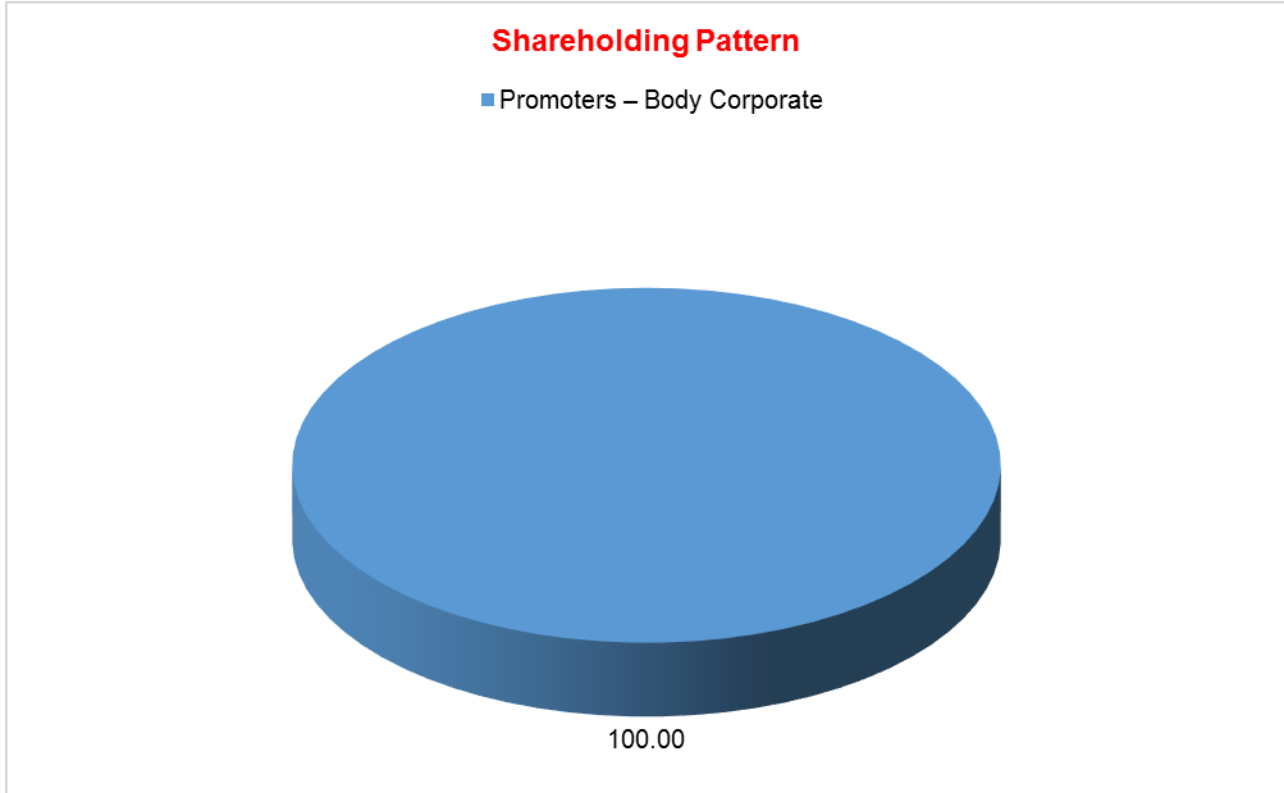
As on 31.03.2017

<b>Names of Shareholders</b>	<b>No. of Shares</b>
Trafigura Electricity BV, Netherlands	100
Trafigura Pte Limited, Singapore	76670879
<b>Total</b>	<b>76670979</b>

**Equity Share Break up (Percentage of Total Equity)**

As on: 29.09.2017

<b>Category</b>	<b>Percentage</b>
Promoters (Body corporate)	100.00
<b>Total</b>	<b>100.00</b>



**BUSINESS DETAILS**

<b>Line of Business :</b>	Trading of Refined Metals. [Registered Activity]	
<b>Products/ Services :</b>	<b>ITC Code No.</b>	<b>Product/ Service Descriptions</b>
	99611929	Trading of metals
<b>Brand Names :</b>	Not Available	
<b>Agencies Held :</b>	Not Available	
<b>Exports :</b>	Not Divulged	
<b>Imports :</b>	Not Divulged	
<b>Terms :</b>		
<b>Selling :</b>	Not Divulged	
<b>Purchasing :</b>	Not Divulged	

**DISCLAIMER :** This Report is **PRIVATE & CONFIDENTIAL** and it is prepared at the request of and for its use by the Subscriber only. The Subscriber shall use the contents of the Report merely as an aid to its business. Mira Inform Private Limited ("MIPL") has collated information/data in the Report, which have not been verified unless otherwise specifically mentioned in the Report. The Subscriber shall independently verify the accuracy and correctness of the information/data before in any way acting upon the same. MIPL shall not be liable for any harm, injury, loss or damage caused to the Subscriber due to default by the Subscriber's debtors/beneficiaries in fulfilling their obligations of any nature whatsoever. This Report or any of its portion shall not be used as a documentary evidence or otherwise before any investigative agencies or forum of law. This Report is confidential and proprietary to MIPL. The Subscriber and/or any other person(s) may not reproduce, publish or disclose any of the contents of the Report to others without the express authorization of MIPL. This Report is prepared and issued to the Subscriber without any risk, responsibility or liability on the part of MIPL or its officials.

**PRODUCTION STATUS – (NOT AVAILABLE)**

**GENERAL INFORMATION**

<b>Suppliers :</b>	<b>Reference:</b>	Not Divulged
	<b>Name of the Person (Designation):</b>	---
	<b>Contact Number:</b>	---
	<b>Since how long known:</b>	---
	<b>Maximum limit dealt:</b>	---
	<b>Experience:</b>	---
	<b>Remark</b>	---
<b>Customers :</b>	<b>Reference:</b>	Not Divulged
	<b>Name of the Person (Designation):</b>	---
	<b>Contact Number:</b>	---
	<b>Since how long known:</b>	---
	<b>Maximum limit dealt:</b>	---
	<b>Experience:</b>	---
	<b>Remark</b>	---
<b>No. of Employees :</b>	Not Divulged	
<b>Bankers :</b>	<b>Banker Name :</b>	IndusInd Bank Limited
	<b>Branch :</b>	2401 Gen Thimmayya Road, Contonment, Pune-411001, Maharashtra, India
	<b>Person Name (With Designation) :</b>	--
	<b>Contact Number :</b>	--
	<b>Name of Account Holder :</b>	--
	<b>Account Number :</b>	--
	<b>Account Since (Date/Year of Account Opening) :</b>	--
	<b>Average Balance Maintained :</b>	--
	<b>Credit Facilities Enjoyed (CC/OD/Term Loan) :</b>	--
	<b>Account Operation :</b>	--
	<b>Remark :</b>	--
		<ul style="list-style-type: none"> <li>• Kotak Mahindra Bank Limited, 27-BKC, C-27, G Block, Bandra Kurla Complex, Bandra (East), Mumbai-400051, Maharashtra, India</li> <li>• ICICI Bank Limited</li> <li>• Industrial and Commercial Bank of China Limited</li> </ul>

<b>Auditors :</b>	
<b>Name :</b>	SBP and Associates Chartered Accountants
<b>Address :</b>	1208, Maker Chamber-V, Nariman Point, Mumbai – 400021, Maharashtra, India
<b>Income-tax PAN of auditor or auditor's firm :</b>	ABGFS0748E
<b>Memberships :</b>	Not Available
<b>Collaborators :</b>	Not Available
<b>Holding Company:</b>	Trafigura PTE Limited, Singapore
<b>Others Related Parties:</b>	<ul style="list-style-type: none"> <li>• Ter Commodities Trading Private Limited, India (U51909DL2012PTC270925)</li> <li>• Trafigura Global Services Private Limited, India (U72200MH1995PTC086672)</li> <li>• Trafigura Beheer B\N, Netherlands</li> <li>• Trafigura Ag, United States</li> <li>• Titra Trading Private Limited, India (U51493DL2012PTC271624)</li> <li>• Tag Eco Recycling India Private Limited (U51109DL2008PTC194840)</li> <li>• Leeuwin Holding Company Limited, Bahamas</li> <li>• Lykos India Private Limited, India</li> </ul>

**CAPITAL STRUCTURE**

As on: 31.03.2017

**Authorised Capital :**

No. of Shares	Type	Value	Amount
76680000	Equity Shares	INR 10/- each	INR 766.800 Million

**Issued, Subscribed & Paid-up Capital :**

No. of Shares	Type	Value	Amount
76670979	Equity Shares	INR 10/- each	INR 766.710 Million

**DISCLAIMER :** This Report is **PRIVATE & CONFIDENTIAL** and it is prepared at the request of and for its use by the Subscriber only. The Subscriber shall use the contents of the Report merely as an aid to its business. Mira Inform Private Limited ("MIPL") has collated information/data in the Report, which have not been verified unless otherwise specifically mentioned in the Report. The Subscriber shall independently verify the accuracy and correctness of the information/data before in any way acting upon the same. MIPL shall not be liable for any harm, injury, loss or damage caused to the Subscriber due to default by the Subscriber's debtors/beneficiaries in fulfilling their obligations of any nature whatsoever. This Report or any of its portion shall not be used as a documentary evidence or otherwise before any investigative agencies or forum of law. This Report is confidential and proprietary to MIPL. The Subscriber and/or any other person(s) may not reproduce, publish or disclose any of the contents of the Report to others without the express authorization of MIPL. This Report is prepared and issued to the Subscriber without any risk, responsibility or liability on the part of MIPL or its officials.

**FINANCIAL DATA**  
*[all figures are in Indian INR Million]*

**ABRIDGED BALANCE SHEET**

SOURCES OF FUNDS	31.03.2017	31.03.2016	31.03.2015
<b>I. EQUITY AND LIABILITIES</b>			
<b>(1) Shareholders' Funds</b>			
(a) Share Capital	766.710	766.710	303.502
(b) Reserves & Surplus	341.987	140.488	(1053.860)
(c) Money received against share warrants	0.000	0.000	0.000
(2) Share Application money pending allotment	0.000	0.000	0.099
<b>Total Shareholders' Funds (1) + (2)</b>	<b>1108.697</b>	<b>907.198</b>	<b>(750.259)</b>
<b>(3) Non-Current Liabilities</b>			
(a) Long-term borrowings	0.000	0.000	0.000
(b) Deferred tax liabilities (Net)	0.000	0.000	0.000
(c) Other long term liabilities	0.000	0.000	0.000
(d) long-term provisions	0.000	0.000	0.000
<b>Total Non-current Liabilities (3)</b>	<b>0.000</b>	<b>0.000</b>	<b>0.000</b>
<b>(4) Current Liabilities</b>			
(a) Short term borrowings	10407.170	14482.388	10604.712
(b) Trade payables	81814.708	35184.169	22487.965
(c) Other current liabilities	261.112	244.825	1691.096
(d) Short-term provisions	71.408	12.434	12.099
<b>Total Current Liabilities (4)</b>	<b>92554.398</b>	<b>49923.816</b>	<b>34795.872</b>
<b>TOTAL</b>	<b>93663.095</b>	<b>50831.014</b>	<b>34045.613</b>
<b>II. ASSETS</b>			
<b>(1) Non-current assets</b>			
(a) Fixed Assets			
(i) Tangible assets	26.343	21.088	42.892
(ii) Intangible Assets	0.000	0.000	0.000
(iii) Capital work-in-progress	0.000	10.118	0.000
(iv) Intangible assets under development	0.000	0.000	0.000
(b) Non-current Investments	0.148	0.148	0.148
(c) Deferred tax assets (net)	337.448	418.596	422.529
(d) Long-term Loan and Advances	7.070	6.413	23.105
(e) Other Non-current assets	0.000	0.000	0.000
<b>Total Non-Current Assets</b>	<b>371.009</b>	<b>456.363</b>	<b>488.674</b>

**DISCLAIMER** : This Report is **PRIVATE & CONFIDENTIAL** and it is prepared at the request of and for its use by the Subscriber only. The Subscriber shall use the contents of the Report merely as an aid to its business. Mira Inform Private Limited ("MIPL") has collated information/data in the Report, which have not been verified unless otherwise specifically mentioned in the Report. The Subscriber shall independently verify the accuracy and correctness of the information/data before in any way acting upon the same. MIPL shall not be liable for any harm, injury, loss or damage caused to the Subscriber due to default by the Subscriber's debtors/beneficiaries in fulfilling their obligations of any nature whatsoever. This Report or any of its portion shall not be used as a documentary evidence or otherwise before any investigative agencies or forum of law. This Report is confidential and proprietary to MIPL. The Subscriber and/or any other person(s) may not reproduce, publish or disclose any of the contents of the Report to others without the express authorization of MIPL. This Report is prepared and issued to the Subscriber without any risk, responsibility or liability on the part of MIPL or its officials.

<b>(2) Current assets</b>			
(a) Current investments	0.000	0.000	0.000
(b) Inventories	4221.956	5089.885	6969.449
(c) Trade receivables	85413.550	42017.017	24159.351
(d) Cash and cash equivalents	2545.925	1806.817	1105.264
(e) Short-term loans and advances	919.729	1287.309	1077.647
(f) Other current assets	190.926	173.623	245.228
<b>Total Current Assets</b>	<b>93292.086</b>	<b>50374.651</b>	<b>33556.939</b>
<b>TOTAL</b>	<b>93663.095</b>	<b>50831.014</b>	<b>34045.613</b>

**PROFIT & LOSS ACCOUNT**

	PARTICULARS	31.03.2017	31.03.2016	31.03.2015
	<b>SALES</b>			
	Revenue from Operations	125151.142	69972.611	45896.582
	Other Income	145.905	300.559	254.599
	<b>TOTAL</b>	<b>125297.047</b>	<b>70273.170</b>	<b>46151.181</b>
<b>Less</b>	<b>EXPENSES</b>			
	Purchases of Stock-in-Trade	122721.514	66046.238	52932.420
	Changes in inventories of finished goods, work-in-progress and Stock-in-Trade	867.929	1879.564	(6636.707)
	Employees benefits expense	249.890	202.358	187.890
	Other expenses	769.353	564.555	441.004
	<b>TOTAL</b>	<b>124608.686</b>	<b>68692.715</b>	<b>46924.607</b>
	<b>PROFIT/(LOSS) BEFORE INTEREST, TAX, DEPRECIATION AND AMORTISATION</b>	<b>688.361</b>	<b>1580.455</b>	<b>(773.426)</b>
<b>Less</b>	<b>FINANCIAL EXPENSES</b>	<b>400.073</b>	<b>1521.580</b>	<b>431.182</b>
	<b>PROFIT/(LOSS) BEFORE TAX, DEPRECIATION AND AMORTISATION</b>	<b>288.288</b>	<b>58.875</b>	<b>(1204.608)</b>
<b>Less</b>	<b>DEPRECIATION/ AMORTISATION</b>	<b>3.755</b>	<b>18.615</b>	<b>18.929</b>
	<b>PROFIT/(LOSS) BEFORE TAX</b>	<b>284.533</b>	<b>40.260</b>	<b>(1223.537)</b>
<b>Less</b>	<b>TAX</b>	<b>83.034</b>	<b>3.933</b>	<b>(127.510)</b>
	<b>PROFIT/(LOSS) AFTER TAX</b>	<b>201.499</b>	<b>36.327</b>	<b>(1096.027)</b>
	<b>EARNINGS IN FOREIGN CURRENCY</b>			

**DISCLAIMER** : This Report is **PRIVATE & CONFIDENTIAL** and it is prepared at the request of and for its use by the Subscriber only. The Subscriber shall use the contents of the Report merely as an aid to its business. Mira Inform Private Limited ("MIPL") has collated information/data in the Report, which have not been verified unless otherwise specifically mentioned in the Report. The Subscriber shall independently verify the accuracy and correctness of the information/data before in any way acting upon the same. MIPL shall not be liable for any harm, injury, loss or damage caused to the Subscriber due to default by the Subscriber's debtors/beneficiaries in fulfilling their obligations of any nature whatsoever. This Report or any of its portion shall not be used as a documentary evidence or otherwise before any investigative agencies or forum of law. This Report is confidential and proprietary to MIPL. The Subscriber and/or any other person(s) may not reproduce, publish or disclose any of the contents of the Report to others without the express authorization of MIPL. This Report is prepared and issued to the Subscriber without any risk, responsibility or liability on the part of MIPL or its officials.

	F.O.B. Value of Exports	2013.068	676.649	0.000
	Earnings on other income	344.011	388.989	338.564
	<b>TOTAL EARNINGS</b>	<b>2357.079</b>	<b>1065.638</b>	<b>338.564</b>
	<b>IMPORTS</b>			
	Raw Materials	121047.555	65484.716	42766.849
	<b>TOTAL IMPORTS</b>	<b>121047.555</b>	<b>65484.716</b>	<b>42766.849</b>
	<b>Earnings/(Loss) Per Share (INR)</b>	<b>2.63</b>	<b>0.52</b>	<b>(36.11)</b>

**CURRENT MATURITIES OF LONG TERM DEBT DETAILS**

Particulars	31.03.2017	31.03.2016	31.03.2015
Current Maturities of Long term debt	NA	NA	NA
Net cash flows from (used in) operations	4991.216	(1820.892)	(10085.569)
Net cash flows from (used in) operating activities	5010.438	(1887.022)	(10105.403)

**KEY RATIOS**

**EFFICIENCY RATIOS**

PARTICULARS	31.03.2017	31.03.2016	31.03.2015
Average Collection Days (Sundry Debtors / Income * 365 Days)	249.11	219.17	192.13
Account Receivables Turnover (Income / Sundry Debtors)	1.47	1.67	1.90
Average Payment Days (Sundry Creditors / Purchases * 365 Days)	243.33	194.44	155.07
Inventory Turnover (Operating Income / Inventories)	0.16	0.31	(0.11)
Asset Turnover (Operating Income / Net Fixed Assets)	26.13	50.65	(18.03)

**LEVERAGE RATIOS**

PARTICULARS	31.03.2017	31.03.2016	31.03.2015
Debt Ratio	0.99	0.98	1.02

**DISCLAIMER** : This Report is **PRIVATE & CONFIDENTIAL** and it is prepared at the request of and for its use by the Subscriber only. The Subscriber shall use the contents of the Report merely as an aid to its business. Mira Inform Private Limited ("MIPL") has collated information/data in the Report, which have not been verified unless otherwise specifically mentioned in the Report. The Subscriber shall independently verify the accuracy and correctness of the information/data before in any way acting upon the same. MIPL shall not be liable for any harm, injury, loss or damage caused to the Subscriber due to default by the Subscriber's debtors/beneficiaries in fulfilling their obligations of any nature whatsoever. This Report or any of its portion shall not be used as a documentary evidence or otherwise before any investigative agencies or forum of law. This Report is confidential and proprietary to MIPL. The Subscriber and/or any other person(s) may not reproduce, publish or disclose any of the contents of the Report to others without the express authorization of MIPL. This Report is prepared and issued to the Subscriber without any risk, responsibility or liability on the part of MIPL or its officials.

((Borrowing + Current Liabilities) / Total Assets)			
Debt Equity Ratio (Total Liability / Networth)	9.39	15.96	(14.13)
Current Liabilities to Networth (Current Liabilities / Net Worth)	83.48	55.03	(46.38)
Fixed Assets to Networth (Net Fixed Assets / Networth)	0.02	0.03	(0.06)
Interest Coverage Ratio (PBIT / Financial Charges)	1.72	1.04	(1.79)

**PROFITABILITY RATIOS**

PARTICULARS		31.03.2017	31.03.2016	31.03.2015
Net Profit Margin ((PAT / Sales) * 100)	%	0.16	0.05	(2.39)
Return on Total Assets ((PAT / Total Assets) * 100)	%	0.22	0.07	(3.22)
Return on Investment (ROI) ((PAT / Networth) * 100)	%	18.17	4.00	146.09

**SOLVENCY RATIOS**

PARTICULARS		31.03.2017	31.03.2016	31.03.2015
Current Ratio (Current Assets / Current Liabilities)		1.01	1.01	0.96
Quick Ratio ((Current Assets – Inventories) / Current Liabilities)		0.96	0.91	0.76
G-Score Ratio Financial (Networth / Total Assets)		0.01	0.02	(0.02)
G-Score Ratio Debt (Debts / Equity Capital)		13.57	18.89	34.94
G-Score Ratio Liquidity (Total Current Assets / Total Current Liabilities)		1.01	1.01	0.96

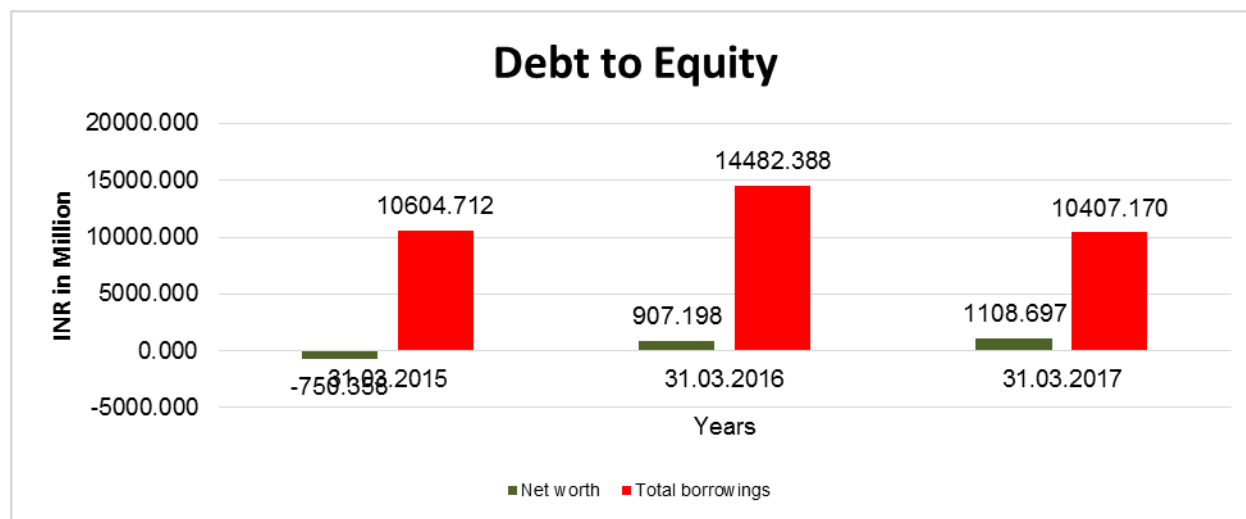
Total Liability = Short-term Debt + Long-term Debt + Current Maturities of Long-term debts

**DISCLAIMER** : This Report is **PRIVATE & CONFIDENTIAL** and it is prepared at the request of and for its use by the Subscriber only. The Subscriber shall use the contents of the Report merely as an aid to its business. Mira Inform Private Limited ("MIPL") has collated information/data in the Report, which have not been verified unless otherwise specifically mentioned in the Report. The Subscriber shall independently verify the accuracy and correctness of the information/data before in any way acting upon the same. MIPL shall not be liable for any harm, injury, loss or damage caused to the Subscriber due to default by the Subscriber's debtors/beneficiaries in fulfilling their obligations of any nature whatsoever. This Report or any of its portion shall not be used as a documentary evidence or otherwise before any investigative agencies or forum of law. This Report is confidential and proprietary to MIPL. The Subscriber and/or any other person(s) may not reproduce, publish or disclose any of the contents of the Report to others without the express authorization of MIPL. This Report is prepared and issued to the Subscriber without any risk, responsibility or liability on the part of MIPL or its officials.

**FINANCIAL ANALYSIS**  
*[all figures are in INR Million]*

**DEBT EQUITY RATIO**

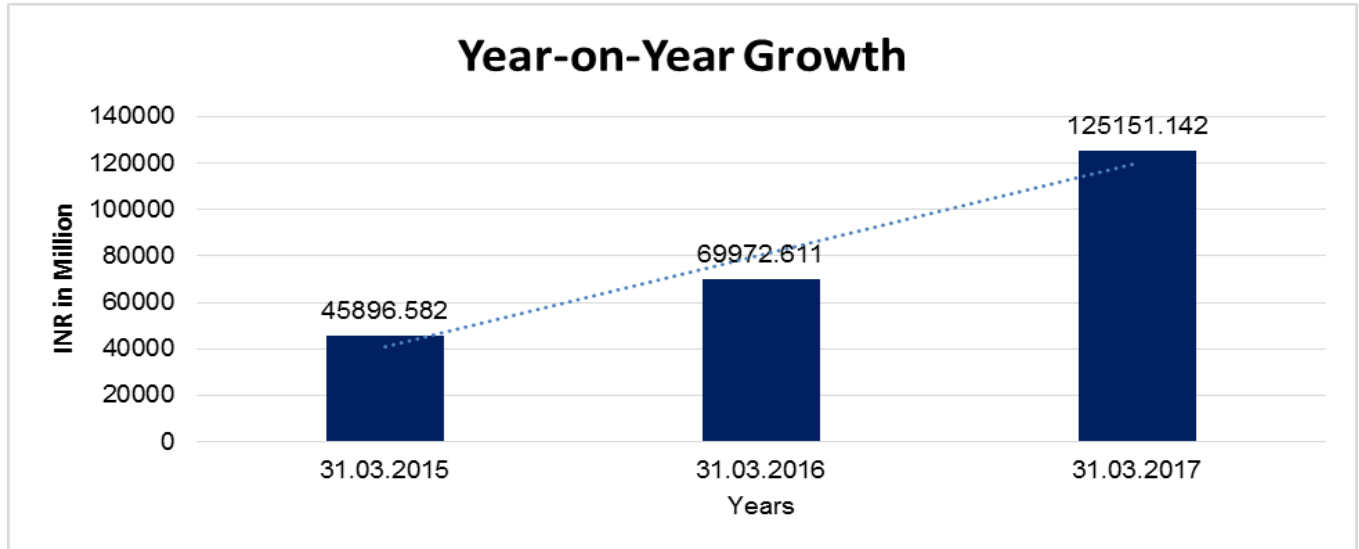
Particular	31.03.2015	31.03.2016	31.03.2017
	INR In Million	INR In Million	INR In Million
Share Capital	303.502	766.710	766.710
Reserves & Surplus	(1053.860)	140.488	341.987
<b>Net worth</b>	<b>(750.259)</b>	<b>907.198</b>	<b>1108.697</b>
long-term borrowings	0.000	0.000	0.000
Short term borrowings	10604.712	14482.388	10407.170
<b>Total borrowings</b>	<b>10604.712</b>	<b>14482.388</b>	<b>10407.170</b>
<b>Debt/Equity ratio</b>	<b>(4.135)</b>	<b>15.964</b>	<b>9.387</b>



**YEAR-ON-YEAR GROWTH**

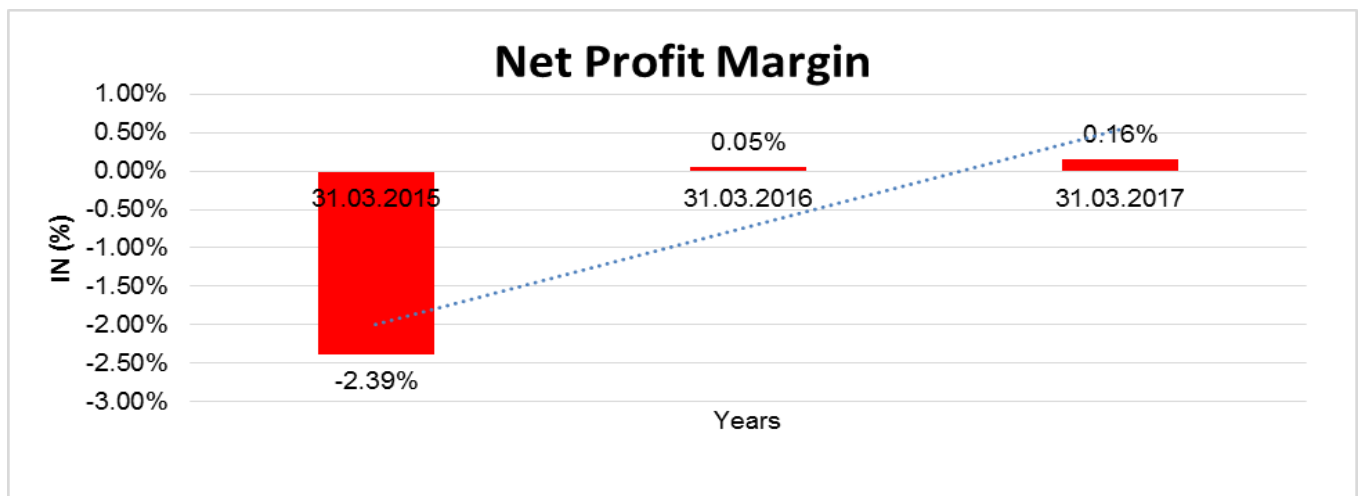
Year on Year Growth	31.03.2015	31.03.2016	31.03.2017
	INR In Million	INR In Million	INR In Million
Sales	45896.582	69972.611	125151.142
		<b>52.457</b>	<b>78.857</b>

**DISCLAIMER** : This Report is **PRIVATE & CONFIDENTIAL** and it is prepared at the request of and for its use by the Subscriber only. The Subscriber shall use the contents of the Report merely as an aid to its business. Mira Inform Private Limited ("MIPL") has collated information/data in the Report, which have not been verified unless otherwise specifically mentioned in the Report. The Subscriber shall independently verify the accuracy and correctness of the information/data before in any way acting upon the same. MIPL shall not be liable for any harm, injury, loss or damage caused to the Subscriber due to default by the Subscriber's debtors/beneficiaries in fulfilling their obligations of any nature whatsoever. This Report or any of its portion shall not be used as a documentary evidence or otherwise before any investigative agencies or forum of law. This Report is confidential and proprietary to MIPL. The Subscriber and/or any other person(s) may not reproduce, publish or disclose any of the contents of the Report to others without the express authorization of MIPL. This Report is prepared and issued to the Subscriber without any risk, responsibility or liability on the part of MIPL or its officials.



**NET PROFIT MARGIN**

Net Profit Margin	31.03.2015	31.03.2016	31.03.2017
	INR In Million	INR In Million	INR In Million
Sales	45896.582	69972.611	125151.142
Profit (Loss)	(1096.027)	36.327	201.499
	<b>(2.39%)</b>	<b>0.05%</b>	<b>0.16%</b>



**DISCLAIMER** : This Report is **PRIVATE & CONFIDENTIAL** and it is prepared at the request of and for its use by the Subscriber only. The Subscriber shall use the contents of the Report merely as an aid to its business. Mira Inform Private Limited ("MIPL") has collated information/data in the Report, which have not been verified unless otherwise specifically mentioned in the Report. The Subscriber shall independently verify the accuracy and correctness of the information/data before in any way acting upon the same. MIPL shall not be liable for any harm, injury, loss or damage caused to the Subscriber due to default by the Subscriber's debtors/beneficiaries in fulfilling their obligations of any nature whatsoever. This Report or any of its portion shall not be used as a documentary evidence or otherwise before any investigative agencies or forum of law. This Report is confidential and proprietary to MIPL. The Subscriber and/or any other person(s) may not reproduce, publish or disclose any of the contents of the Report to others without the express authorization of MIPL. This Report is prepared and issued to the Subscriber without any risk, responsibility or liability on the part of MIPL or its officials.

**LOCAL AGENCY FURTHER INFORMATION**

Sr. No.	Check list by info agents	Available in Report (Yes/No)
1	Year of establishment	Yes
2	Constitution of the entity -Incorporation details	Yes
3	Locality of the entity	Yes
4	Premises details	No
5	Buyer visit details	--
6	Contact numbers	Yes
7	Name of the person contacted	No
8	Designation of contact person	No
9	Promoter's background	No
10	Date of Birth of Proprietor / Partners / Directors	Yes
11	Pan Card No. of Proprietor / Partners	No
12	Voter Id Card No. of Proprietor / Partners	No
13	Type of business	Yes
14	Line of Business	Yes
15	Export/import details (if applicable)	No
16	No. of employees	Yes
17	Details of sister concerns	Yes
18	Major suppliers	No
19	Major customers	No
20	Banking Details	Yes
21	Banking facility details	Yes
22	Conduct of the banking account	--
23	Financials, if provided	Yes
24	Capital in the business	Yes
25	Last accounts filed at ROC, if applicable	Yes
26	Turnover of firm for last two/ three years	Yes
27	Reasons for variation <> 20%	--
28	Estimation for coming financial year	No
29	Profitability for last three years	Yes
30	Major shareholders, if available	Yes
31	External Agency Rating, if available	No
32	Litigations that the firm/promoter involved in	--
33	Market information	--
34	Payments terms	No
35	Negative Reporting by Auditors in the Annual Report	No

**STATE OF COMPANY'S AFFAIRS AND FINANCIAL PERFORMANCE:**

The Company's operations resulted in total revenues of INR 125297.047 Million as against INR 70273.170 Million for the previous year. The Profit before interest and depreciation amounted to INR 688.361 Million as against of Profit INR 1580.455 Million in the previous year. The net Profit for the year ended amounted to INR 201.499 Million as against of Profit INR 36.327 Million in the previous year.

**UNSECURED LOAN**

PARTICULARS	31.03.2017 (INR in Million)	31.03.2016 (INR in Million)
<b>Short-term borrowings</b>		
Other loans and advances, others	10407.170	14482.388
<b>Total</b>	<b>10407.170</b>	<b>14482.388</b>

**INDEX OF CHARGES**

S N o	SRN	Charg e Id	Charge Holder Name	Date of Creatio n	Date of Modific ation	Date of Satisfacti on	Amount	Address
1	H0582 2895	100199 355	Standard Chartere d Bank	23/08/2 018	-	-	1565826374.06	Narain Manzil,23, Barakhamba Road,DelhiDL11000 1IN
2	G9628 9657	100195 226	INDUSIN D BANK LTD.	06/07/2 018	-	-	823795527.0	2401 GEN THIMMAYYA ROADCONTONMEN TPUNEMa411001IN
3	H0704 5487	100168 331	Standard Chartere d Bank	10/01/2 018	10/07/20 18	-	3250000000.0	Narain Manzil, 23,Barakhamba RoadDelhiDL110001 IN
4	G5249 6924	100120 750	BARCLA YS BANK PLC	01/08/2 017	-	-	1140000000.0	1ST FLOOR, EROS CORPORATE TOWER, NEHRU PALACENEW DELHIDL110019IN
5	G4922 1062	100112 296	Axis Bank Limited	28/06/2 017	-	-	2211000000.0	12, A WING, FIRST FLOOR, MITTAL TOWERNARIMAN POINTMUMBAIMH4 00021IN
6	G3054 3367	100067 200	INDUSIN D BANK LTD.	25/11/2 016	-	-	533873183.0	2401 GEN THIMMAYYA ROADCONTONMEN TPUNEMa411001IN
7	G2856 1769	100064 113	INDUST RIAL	07/11/2 016	-	-	335587990.3	8TH FLOOR, A WING, ONE BKC,

**DISCLAIMER** : This Report is **PRIVATE & CONFIDENTIAL** and it is prepared at the request of and for its use by the Subscriber only. The Subscriber shall use the contents of the Report merely as an aid to its business. Mira Inform Private Limited ("MIPL") has collated information/data in the Report, which have not been verified unless otherwise specifically mentioned in the Report. The Subscriber shall independently verify the accuracy and correctness of the information/data before in any way acting upon the same. MIPL shall not be liable for any harm, injury, loss or damage caused to the Subscriber due to default by the Subscriber's debtors/beneficiaries in fulfilling their obligations of any nature whatsoever. This Report or any of its portion shall not be used as a documentary evidence or otherwise before any investigative agencies or forum of law. This Report is confidential and proprietary to MIPL. The Subscriber and/or any other person(s) may not reproduce, publish or disclose any of the contents of the Report to others without the express authorization of MIPL. This Report is prepared and issued to the Subscriber without any risk, responsibility or liability on the part of MIPL or its officials.

			AND COMME RCIAL BANK OF CHINA LIMITED					PLOT NO-66, G BLOCK,BANDRA KURLA COMPLEX, BANDRA EASTMUMBAIMH40 0051IN
8	G2071 5223	100059 646	SOCIET E GENER ALE	22/09/2 016	-	-	1950000000.0	AMBADEEP BUILDING, 14, KASTURBA GANDHI MARGNEW DELHIDL110001IN
9	G1192 2564	100050 094	INDUSIN D BANK LTD.	02/06/2 016	-	-	1000000000.0	2401 GEN THIMMAYYA ROADCONTONMEN TPUNEMa411001IN
10	C7005 7518	106023 84	DBS Bank Ltd	07/10/2 015	-	-	495000000.0	DLF Capitol PointBaba Kharak Singh Marg, Connaught PlaceNew DelhiDL110001IN

**FIXED ASSETS**

- Furniture and Fixture
- Office Equipment
- Vehicle
- Computer Equipment
- Leasehold improvements

**CMT REPORT (Corruption, Money Laundering & Terrorism)**

The Public Notice information has been collected from various sources including but not limited to: **The Courts, India Prisons Service, Interpol, etc.**

**1] INFORMATION ON DESIGNATED PARTY**

No records exist designating subject or any of its beneficial owners, controlling shareholders or senior officers as terrorist or terrorist organization or whom notice had been received that all financial transactions involving their assets have been blocked or convicted, found guilty or against whom a judgement or order had been entered in a proceedings for violating money-laundering, anti-corruption or bribery or international economic or anti-terrorism sanction laws or whose assets were seized, blocked, frozen or ordered forfeited for violation of money laundering or international anti-terrorism laws.

**2] Court Declaration :**

No records exist to suggest that subject is or was the subject of any formal or informal allegations, prosecutions or other official proceeding for making any prohibited payments or other improper payments to government officials for engaging in prohibited transactions or with designated parties.

**3] Asset Declaration :**

No records exist to suggest that the property or assets of the subject are derived from criminal conduct or a prohibited transaction.

**4] Record on Financial Crime :**

Charges or conviction registered against subject: **None**

**5] Records on Violation of Anti-Corruption Laws :**

Charges or investigation registered against subject: **None**

**6] Records on Int'l Anti-Money Laundering Laws/Standards :**

Charges or investigation registered against subject: **None**

**7] Criminal Records**

No available information exist that suggest that subject or any of its principals have been formally charged or convicted by a competent governmental authority for any financial crime or under any formal investigation by a competent government authority for any violation of anti-corruption laws or international anti-money laundering laws or standard.

**8] Affiliation with Government :**

No record exists to suggest that any director or indirect owners, controlling shareholders, director, officer or employee of the company is a government official or a family member or close business associate of a Government official.

**9] Compensation Package :**

Our market survey revealed that the amount of compensation sought by the subject is fair and reasonable and comparable to compensation paid to others for similar services.

**10] Press Report :**

No press reports / filings exists on the subject.

**CORPORATE GOVERNANCE**

MIRA INFORM as part of its Due Diligence do provide comments on Corporate Governance to identify management and governance. These factors often have been predictive and in some cases have created vulnerabilities to credit deterioration.

Our Governance Assessment focuses principally on the interactions between a company's management, its Board of Directors, Shareholders and other financial stakeholders.

**CONTRAVENTION**

Subject is not known to have contravened any existing local laws, regulations or policies that prohibit, restrict or otherwise affect the terms and conditions that could be included in the agreement with the subject.

**FOREIGN EXCHANGE RATES**

Currency	Unit	INR
US Dollar	1	INR 71.92
UK Pound	1	INR 92.80
Euro	1	INR 83.60

**INFORMATION DETAILS**

<b>Information Gathered by :</b>	NGLXM
<b>Analysis Done by :</b>	PYK
<b>Report Prepared by :</b>	MTN

**SCORE FACTORS**

DEMERIT POINTS		
--BANK CHARGES	YES/NO	YES
--LITIGATION	YES/NO	NO
--OTHER ADVERSE INFORMATION	YES/NO	NO
MERIT POINTS		
--SOLE DISTRIBUTORSHIP	YES/NO	NO
--EXPORT ACTIVITIES	YES/NO	NO
--AFFILIATION	YES/NO	YES
--LISTED	YES/NO	NO
--OTHER MERIT FACTORS	YES/NO	YES

**RATING EXPLANATIONS**

Credit Rating	Explanation	Rating Comments
A++	Minimum Risk	Business dealings permissible with minimum risk of default
A+	Low Risk	Business dealings permissible with low risk of default
A	Acceptable Risk	Business dealings permissible with moderate risk of default
B	Medium Risk	Business dealings permissible on a regular monitoring basis
C	Medium High Risk	Business dealings permissible preferably on secured basis
D	High Risk	Business dealing not recommended or on secured terms only
NB	New Business	No recommendation can be done due to business in infancy stage
NT	No Trace	No recommendation can be done as the business is not traceable

NB is stated where there is insufficient information to facilitate rating. However, it is not to be considered as unfavourable.

This score serves as a reference to assess SC's credit risk and to set the amount of credit to be extended. It is calculated from a composite of weighted scores obtained from each of the major sections of this report. The assessed factors are as follows:

- Financial condition covering various ratios
- Company background and operations size
- Promoters / Management background
- Payment record
- Litigation against the subject
- Industry scenario / competitor analysis
- Supplier / Customer / Banker review (wherever available)

**DISCLAIMER** : This Report is **PRIVATE & CONFIDENTIAL** and it is prepared at the request of and for its use by the Subscriber only. The Subscriber shall use the contents of the Report merely as an aid to its business. Mira Inform Private Limited ("MIPL") has collated information/data in the Report, which have not been verified unless otherwise specifically mentioned in the Report. The Subscriber shall independently verify the accuracy and correctness of the information/data before in any way acting upon the same. MIPL shall not be liable for any harm, injury, loss or damage caused to the Subscriber due to default by the Subscriber's debtors/beneficiaries in fulfilling their obligations of any nature whatsoever. This Report or any of its portion shall not be used as a documentary evidence or otherwise before any investigative agencies or forum of law. This Report is confidential and proprietary to MIPL. The Subscriber and/or any other person(s) may not reproduce, publish or disclose any of the contents of the Report to others without the express authorization of MIPL. This Report is prepared and issued to the Subscriber without any risk, responsibility or liability on the part of MIPL or its officials.