

MIRA INFORM REPORT

Report No. :	529190
Report Date :	08.09.2018

IDENTIFICATION DETAILS

Name :	ADANI ENTERPRISES LIMITED (w.e.f. 10.08.2006)
Formerly Known As :	ADANI EXPORTS LIMITED
Registered Office :	Adani House, Shrimali Society, Near Mithakhali Circle Six Road, Navrangpura, Ahmedabad – 380009, Gujarat
Tel. No.:	91-79-25555101/ 25555555
Country :	India
Financials (as on) :	31.03.2018
Date of Incorporation :	02.03.1993
CIN No.: [Company Identification No.]	L51100GJ1993PLC019067
Capital Investment / Paid-up Capital :	INR 1099.800 Million
IEC No.: [Import-Export Code No.]	0888021119
PAN No.: [Permanent Account No.]	AABCA2804L
GSTN : [Goods & Service Tax Registration No.]	24AABCA2804L1Z0
TIN No.:	24073403448
CST No.:	24573403448
Legal Form :	A Public Limited Liability Company. The Company's Shares are Listed on the Stock Exchanges.
Line of Business :	The company is in the business of trading of coal and other commodities and

DISCLAIMER : This Report is **PRIVATE & CONFIDENTIAL** and it is prepared at the request of and for its use by the Subscriber only. The Subscriber shall use the contents of the Report merely as an aid to its business. Mira Inform Private Limited ("MIPL") has collated information/data in the Report, which have not been verified unless otherwise specifically mentioned in the Report. The Subscriber shall independently verify the accuracy and correctness of the information/data before in any way acting upon the same. MIPL shall not be liable for any harm, injury, loss or damage caused to the Subscriber due to default by the Subscriber's debtors/beneficiaries in fulfilling their obligations of any nature whatsoever. This Report or any of its portion shall not be used as a documentary evidence or otherwise before any investigative agencies or forum of law. This Report is confidential and proprietary to MIPL. The Subscriber and/or any other person(s) may not reproduce, publish or disclose any of the contents of the Report to others without the express authorization of MIPL. This Report is prepared and issued to the Subscriber without any risk, responsibility or liability on the part of MIPL or its officials.

	coal mine development and operations. [Registered Activity]
No. of Employees :	877 (Approximately)

RATING & COMMENTS
(Mira Inform has adopted New Rating mechanism w.e.f. 23rd January 2017)

MIRA's Rating :	A
------------------------	---

Credit Rating	Explanation	Rating Comments
A	Acceptable Risk	Business dealings permissible with moderate risk of default

Status :	Satisfactory
Payment Behaviour :	Slow but correct
Litigation :	Clear
Comments :	<p>Incorporated in the year 1993, "Adani Enterprise Limited" is a part of "Adani Group" having satisfactory track record. It is mainly involved in coal trading, power trading and coal mine developer and operator.</p> <p>The whole group is involved in diversified conglomerate and it is engaged in various business across sectors like energy, logistics, oil and gas, agro-processing and storage and commodities trading.</p> <p>For the financial year 2018, the revenue of the company has marginally increased compared to its previous year along with low profit margin due to subdued prices of imported coal as they are linked with international coal prices index.</p> <p>Rating takes into consideration, the robust financial profile marked by adequate net worth base along with average debt level balance sheet and favorable gap between trade payables and trade receivables.</p> <p>Rating continues to derive strength from the wide experience of the promoters in global trading businesses supported by company's leading position in imported coal trading business in the country along with overseas mining assets and diversified operations of the group with strong presence in energy value chain.</p> <p>The company is listed on BSE and NSE. Price quoted at BSE is held at INR 156.55 against its face value of INR 1.</p> <p>As per 1st quarter result of June 2018, the company has achieved revenue of INR 26,865.1 million and has clocked a net loss margin of 0.27%.</p> <p>However, these rating strengths are partially offset by risk associated with commodity price movement and exchange rate fluctuations, working capital</p>

	<p>intensive nature of operations in coal and mining segment and weakening of operational margins due to underperformance of one of its key subsidiaries Viz. Adani Power Limited (APL) along with continued moderation in imported coal trading business on the back of rising domestic coal production.</p> <p>Payments are seems to be slow but correct.</p> <p>In view of aforesaid, the company can be considered for business dealings with usual trade terms and conditions.</p>
--	---

NOTES:

Any query related to this report can be made on e-mail: infodept@mirainform.com while quoting report number, name and date.

ECGC Country Risk Classification List

Country Name	Previous Rating (31.12.2017)	Current Rating (01.04.2018)
India	A1	A1

Risk Category	ECGC Classification
Insignificant	A1
Low Risk	A2
Moderately Low Risk	B1
Moderate Risk	B2
Moderately High Risk	C1
High Risk	C2
Very High Risk	D

EXTERNAL AGENCY RATING

Rating Agency Name	CARE
Rating	Long Term Rating = A
Rating Explanation	Adequate degree of safety and low credit risk
Date	25.04.2018
Rating Agency Name	CARE
Rating	Short Term Rating = A1
Rating Explanation	Very strong degree of safety and carry lowest credit risk.
Date	25.04.2018

RBI DEFAULTERS' LIST STATUS

DISCLAIMER : This Report is **PRIVATE & CONFIDENTIAL** and it is prepared at the request of and for its use by the Subscriber only. The Subscriber shall use the contents of the Report merely as an aid to its business. Mira Inform Private Limited ("MIPL") has collated information/data in the Report, which have not been verified unless otherwise specifically mentioned in the Report. The Subscriber shall independently verify the accuracy and correctness of the information/data before in any way acting upon the same. MIPL shall not be liable for any harm, injury, loss or damage caused to the Subscriber due to default by the Subscriber's debtors/beneficiaries in fulfilling their obligations of any nature whatsoever. This Report or any of its portion shall not be used as a documentary evidence or otherwise before any investigative agencies or forum of law. This Report is confidential and proprietary to MIPL. The Subscriber and/or any other person(s) may not reproduce, publish or disclose any of the contents of the Report to others without the express authorization of MIPL. This Report is prepared and issued to the Subscriber without any risk, responsibility or liability on the part of MIPL or its officials.

Subject's name is not enlisted as a defaulter in the publicly available RBI Defaulters' list.

EPF (Employee Provident Fund) DEFAULTERS' LIST STATUS

Subject's name is not enlisted as a defaulter in the publicly available EPF (Employee Provident Fund) Defaulters' list as of 31-03-2018.

BIFR (Board for Industrial & Financial Reconstruction) LISTING STATUS

Subject's name is not listed as a Sick Unit in the publicly available BIFR (Board for Industrial & Financial Reconstruction) list as of 08.09.2018

IBBI (Insolvency and Bankruptcy Board of India) LISTING STATUS

Subject's name is not listed in the publicly available IBBI (Insolvency and Bankruptcy Board of India) list as of report date.

INFORMATION DENIED

Management Non-Cooperative (91-79-25555101)

91-79-25555555 / 25555080 / 25555650 – Continuously Ringing

LOCATIONS

Registered Office :	Adani House, Shrimali Society, Near Mithakhali Circle, Six Road, Navrangpura, Ahmedabad – 380009, Gujarat, India
Tel. No.:	91-79-25555555/ 25555080/ 25555650/ 26565555/ 25555101/ 25555105
Fax No.:	91-79-26565500/ 25555500/ 255556490
E-Mail :	adani@ad1.vsnl.net.in info@adanigroup.com jaladhi.shukla@adani.in parthiv.parikh@adani.in
Website :	www.adani.com www.adaniports.com
Solar Power Plant :	Located at <ul style="list-style-type: none"> Bitta Village, Kutch, Gujarat, India

DIRECTORS

AS ON 31.03.2018

Name :	Mr. Rajesh Shantilal Adani
Designation :	Managing Director

DISCLAIMER : This Report is **PRIVATE & CONFIDENTIAL** and it is prepared at the request of and for its use by the Subscriber only. The Subscriber shall use the contents of the Report merely as an aid to its business. Mira Inform Private Limited ("MIPL") has collated information/data in the Report, which have not been verified unless otherwise specifically mentioned in the Report. The Subscriber shall independently verify the accuracy and correctness of the information/data before in any way acting upon the same. MIPL shall not be liable for any harm, injury, loss or damage caused to the Subscriber due to default by the Subscriber's debtors/beneficiaries in fulfilling their obligations of any nature whatsoever. This Report or any of its portion shall not be used as a documentary evidence or otherwise before any investigative agencies or forum of law. This Report is confidential and proprietary to MIPL. The Subscriber and/or any other person(s) may not reproduce, publish or disclose any of the contents of the Report to others without the express authorization of MIPL. This Report is prepared and issued to the Subscriber without any risk, responsibility or liability on the part of MIPL or its officials.

Address :	Shanti Sagar Bungalow, Rajpath Club to Bopal Road, Near Kantam Party, Plot Cross Road, Bodak Dev, Ahmedabad – 380059, Gujarat, India
Date of Birth/Age :	07.12.1964
Qualification :	B.COM
Date of Appointment :	10.06.2005
PAN No.:	ABKPA0962A
DIN No.:	00006322
Name :	Mr. Gautambhai Shantilal Adani
Designation :	Wholetime Director
Address :	Shantivan Farm House, Behind Karnavati Club, Mohemadpura, Ahmedabad – 380057, Gujarat, India
Date of Birth/Age :	24.06.1962
Qualification :	S Y B.Com
Date of Appointment :	03.03.1993
PAN No.:	ABKPA0965H
Voter ID No.:	GJ1111068108989
DIN No.:	00006273
Name :	Mr. Pranav Vinodbhai Adani
Designation :	Director
Address :	Param Shanti Bungalow, Survey No. 100/1, Near Shaswat Bungalow, Behind Rajpath Club, Ahmedabad – 380059, Gujarat, India
Date of Appointment :	31.03.2015
DIN No.:	00008457
Name :	Mrs. Vijaylaxmi Joshi
Designation :	Director
Address :	Government Bungalow No.25 Dafnala, Shaibaug, Vadodara – 380004, Gujarat, India
Date of Appointment :	02.12.2016
DIN No.:	00032055
Name :	Mr. Hemant Madhusudan Nerurkar
Designation :	Director
Address :	Flat No. 1201, 12th Floor, Lodha Grandeur Rahimtullah Sayani Road, Prabhadevi, Mumbai – 400025, Maharashtra, India
Date of Birth/Age :	20.10.1948
Qualification :	B. Tech in Metallurgical
Date of Appointment :	11.08.2015
DIN No.:	00265887
Name :	Mr. Venkataraman Subramanian
Designation :	Director
Address :	B-265, 1st Floor, Greater Kailash, Part-I, Delhi – 110048, India
Date of Appointment :	22.08.2016
DIN No.:	00357727

Name :	Mr. Narendra Mairpady
Designation :	Additional Director
Address :	Door No. 8-125/16, Sumati Sadan, Dattanagar, Padavu, Mangalore – 575006, Karnataka, India
Date of Appointment :	09.12.2017
DIN No.:	00536905
Name :	Mr. Vinay Prakash
Designation :	Additional Director
Address :	4 Espace, Nirvana Country, South City II, Gurugram – 122003, Haryana, India
Date of Appointment :	12.08.2017
DIN No.:	03634648

KEY EXECUTIVES

Name :	Mr. Rakesh Suryakant Shah
Designation :	Company Financial Officer
Address :	I-103, Indraprastha-5, Satellite, Prahladnagar, Manekbag Ahmedabad – 380015, Gujarat, India
Date of Appointment :	10.05.2018
PAN No.:	ALWPS7380Q
Name :	Mr. Jatinkumar Rameshchandra Jalundhwala
Designation :	Company Secretary
Address :	602, Satkrut, Partha Sarthi Avenue, 132, Ring Road, Near Shaymal Raw House, Ahmedabad – 380015, Gujarat, India
Date of Appointment :	13.05.2015
PAN No.:	ADIPJ3773C

SHAREHOLDING PATTERN

AS ON June 2018

Category of Shareholder	No. of Shares	Percentage of Holding
(A) Promoter & Promoter Group	823963481	74.92
(B) Public	275846602	25.08
Grand Total	1099810083	100.00

Share holding pattern

■ (A) Promoter & Promoter Group ■ (B) Public



Statement showing shareholding pattern of the Promoter and Promoter Group

Category of Shareholder	No. of Shares	Percentage of Holding
A1) Indian		0.00
Individuals/Hindu undivided Family	2	0.00
Gautambhai Shantilal Adani	1	0.00
Rajeshbhai Shantilal Adani	1	0.00
Any Other (specify)	729526379	66.33
Shri Gautam S. Adani/Shri Rajesh S. Adani (on behalf of S. B. Adani Family Trust)	621197910	56.48
Shri Gautam S. Adani/Smt.Priti G. Adani (on behalf of Gautam S. Adani	8836750	0.80

DISCLAIMER : This Report is **PRIVATE & CONFIDENTIAL** and it is prepared at the request of and for its use by the Subscriber only. The Subscriber shall use the contents of the Report merely as an aid to its business. Mira Inform Private Limited ("MIPL") has collated information/data in the Report, which have not been verified unless otherwise specifically mentioned in the Report. The Subscriber shall independently verify the accuracy and correctness of the information/data before in any way acting upon the same. MIPL shall not be liable for any harm, injury, loss or damage caused to the Subscriber due to default by the Subscriber's debtors/beneficiaries in fulfilling their obligations of any nature whatsoever. This Report or any of its portion shall not be used as a documentary evidence or otherwise before any investigative agencies or forum of law. This Report is confidential and proprietary to MIPL. The Subscriber and/or any other person(s) may not reproduce, publish or disclose any of the contents of the Report to others without the express authorization of MIPL. This Report is prepared and issued to the Subscriber without any risk, responsibility or liability on the part of MIPL or its officials.

Family Trust)		
Adani Tradeline LLP	99491719	9.05
Adani Properties Private Limited		0.00
Sub Total A1	729526381	66.33
A2) Foreign		0.00
Any Other (specify)	94437100	8.59
Afro Asia Trade and Investments Limited	30249700	2.75
Universal Trade and Investments Limited	30249700	2.75
Worldwide Emerging Market Holding Limited	30249700	2.75
Pan Asia Trade & Investment Private Limited	3688000	0.34
Sub Total A2	94437100	8.59
A=A1+A2	823963481	74.92

Statement showing shareholding pattern of the Public shareholder

Category of Shareholder	No. of Shares	Percentage of Holding
B1) Institutions	0	0.00
Mutual Funds/	4314100	0.39
Alternate Investment Funds	15000	0.00
Foreign Portfolio Investors	226103186	20.56
Elara India Opportunities Fund Limited	54695888	4.97
Cresta Fund Ltd	33236578	3.02
Albula Investment Fund Limited	29012133	2.64
Apms Investment Fund Limited	21934059	1.99
Vespera Fund Limited	19074892	1.73
Asia Investment Corporation (Mauritius) Limited	20525000	1.87
Financial Institutions/ Banks	5892470	0.54
Any Other (specify)	163478	0.01
Foreign Institutional Investors	163478	0.01
Sub Total B1	236488234	21.50
B2) Central Government/ State Government(s)/ President of India	0	0.00
B3) Non-Institutions	0	0.00
Individual share capital upto INR 0.200 million	25880441	2.35
Individual share capital in excess of INR 0.200 million	2554768	0.23
NBFCs registered with RBI	11071	0.00
Any Other (specify)	10912088	0.99
HUF	1505190	0.14
Trusts	3100	0.00
Bodies Corporate	5560707	0.51
Non-Resident Indian (NRI)	1092527	0.10
Clearing Members	2696040	0.25
Foreign Nationals	10000	0.00
IEPF	44524	0.00
Sub Total B3	39358368	3.58
B=B1+B2+B3	275846602	25.08

DISCLAIMER : This Report is **PRIVATE & CONFIDENTIAL** and it is prepared at the request of and for its use by the Subscriber only. The Subscriber shall use the contents of the Report merely as an aid to its business. Mira Inform Private Limited ("MIPL") has collated information/data in the Report, which have not been verified unless otherwise specifically mentioned in the Report. The Subscriber shall independently verify the accuracy and correctness of the information/data before in any way acting upon the same. MIPL shall not be liable for any harm, injury, loss or damage caused to the Subscriber due to default by the Subscriber's debtors/beneficiaries in fulfilling their obligations of any nature whatsoever. This Report or any of its portion shall not be used as a documentary evidence or otherwise before any investigative agencies or forum of law. This Report is confidential and proprietary to MIPL. The Subscriber and/or any other person(s) may not reproduce, publish or disclose any of the contents of the Report to others without the express authorization of MIPL. This Report is prepared and issued to the Subscriber without any risk, responsibility or liability on the part of MIPL or its officials.

BUSINESS DETAILS

Line of Business :	The company is in the business of trading of coal and other commodities and coal mine development and operations. [Registered Activity]	
Products / Services :	Name and Description of main products / services	NIC Code
	Wholesale trade Service – Coal Trading	46610
	Power Trading	35105
Brand Names :	Not Divulged	
Agencies Held :	Not Divulged	
Exports :	Not Divulged	
Imports :	Not Divulged	
Terms :	Not Divulged	

PRODUCTION STATUS – NOT AVAILABLE

GENERAL INFORMATION

Suppliers :	Reference :	Not Divulged
	Name of the Person :	--
	Contact No.:	--
	Since How Long Known :	--
	Experience :	--
	Maximum Limit Dealt :	--
	Remark :	--
Customers :	Reference :	Not Divulged
	Name of the Person :	--
	Contact No.:	--
	Since How Long Known :	--
	Experience :	--
	Maximum Limit Dealt :	--
	Remark :	--
No. of Employees :	877 (Approximately)	

DISCLAIMER : This Report is **PRIVATE & CONFIDENTIAL** and it is prepared at the request of and for its use by the Subscriber only. The Subscriber shall use the contents of the Report merely as an aid to its business. Mira Inform Private Limited ("MIPL") has collated information/data in the Report, which have not been verified unless otherwise specifically mentioned in the Report. The Subscriber shall independently verify the accuracy and correctness of the information/data before in any way acting upon the same. MIPL shall not be liable for any harm, injury, loss or damage caused to the Subscriber due to default by the Subscriber's debtors/beneficiaries in fulfilling their obligations of any nature whatsoever. This Report or any of its portion shall not be used as a documentary evidence or otherwise before any investigative agencies or forum of law. This Report is confidential and proprietary to MIPL. The Subscriber and/or any other person(s) may not reproduce, publish or disclose any of the contents of the Report to others without the express authorization of MIPL. This Report is prepared and issued to the Subscriber without any risk, responsibility or liability on the part of MIPL or its officials.

Bankers / Financial Institutions :	<ul style="list-style-type: none"> • State Bank of India • ICICI Bank Limited • Axis Bank Limited • Standard Chartered Bank • YES Bank Limited • HDFC Bank Limited • IndusInd Bank Limited • RBL Bank Limited • IDFC Bank Limited • Bank of India • EXIM Bank • STCI Finance Limited • PTC India Financial Services Limited • Canara Bank • Vijaya Bank • Central Bank of India 		
Facilities :	SECURED LOANS	31.03.2018	31.03.2017
		INR In Million	INR In Million
	LONG TERM BORROWINGS		
	Term Loans		
	From Bank	1524.700	1994.600
	From financial institutions / NBFC	1016.600	1235.700
	Foreign currency loan from Banks	1176.300	1639.800
	Non-Convertible Debentures		
	10.20% Redeemable Non-Convertible debenture	1493.700	1488.300
	SHORT TERM BORROWINGS		
	From Bank		
	Term Loan	3955.300	5578.400
	Cash Credit Facilities	590.500	2516.300
Buyer's Credit Facilities	16689.000	13960.700	
Total	26446.100	28413.800	

Auditors :	
Name :	Shah Dhandharia and Company Chartered Accountants
Address :	807, Abhijeet-1, Mithakali Six Roads, Navrangpura, Ahmedabad – 380009, Gujarat, India
Tel. No.:	91-79-48901710
Mobile No.:	91-9327077643
E-Mail :	pravin@sdco.in
PAN No.:	www.sdco.in
Membership No.:	434347

DISCLAIMER : This Report is **PRIVATE & CONFIDENTIAL** and it is prepared at the request of and for its use by the Subscriber only. The Subscriber shall use the contents of the Report merely as an aid to its business. Mira Inform Private Limited ("MIPL") has collated information/data in the Report, which have not been verified unless otherwise specifically mentioned in the Report. The Subscriber shall independently verify the accuracy and correctness of the information/data before in any way acting upon the same. MIPL shall not be liable for any harm, injury, loss or damage caused to the Subscriber due to default by the Subscriber's debtors/beneficiaries in fulfilling their obligations of any nature whatsoever. This Report or any of its portion shall not be used as a documentary evidence or otherwise before any investigative agencies or forum of law. This Report is confidential and proprietary to MIPL. The Subscriber and/or any other person(s) may not reproduce, publish or disclose any of the contents of the Report to others without the express authorization of MIPL. This Report is prepared and issued to the Subscriber without any risk, responsibility or liability on the part of MIPL or its officials.

Memberships :	Not Available
Collaborators :	Not Available
Controlling Entity :	<ul style="list-style-type: none"> Shantilal Bhudhermal Adani Family Trust (SBAFT)
Subsidiaries Companies :	<ul style="list-style-type: none"> Adani Global Limited, Mauritius Adani Agri Logistics Limited Adani Agri Fresh Limited Adani Shipping (India) Private Limited Natural Growers Private Limited Chendipada Collieries Private Limited Parsa Kente Collieries Limited Adani Welspun Exploration Limited Rajasthan Collieries Limited Adani Synenergy Limited Adani Power Dahej Limited Adani Pench Power Limited Kutchh Power Generation Limited Adani Green Energy Limited Adani Defence Systems and Technologies Limited Mahaguj Power LLP Adani Chendipada Mining Private Limited Adani Resources Private Limited Surguja Power Private Limited Jhar Mining Infra Private Limited Prayatna Developers Private Limited Talabira (Odisha) Mining Private Limited Adani Tradecom LLP Adani Tradex LLP Adani Commodities LLP Adani Tradewing LLP Adani Infrastructure Private Limited Adani Cementation Limited Gare Pelma III Collieries Limited Adani Transport Limited Adani Energy Limited (Upto 28.03.2018)
Step-down Subsidiary Companies / Firms / Entities :	<ul style="list-style-type: none"> Adani Renewable Energy Park Limited Adani Agri Logistics (Harda) Limited Adani Agri Logistics (Hoshangabad) Limited Adani Agri Logistics (Satna) Limited Adani Agri Logistics (Ujjain) Limited Adani Agri Logistics (Dewas) Limited Adani Gas Holdings Limited Adani Gas Limited

	<ul style="list-style-type: none"> • Adani Global Pte. Limited, Singapore • Adani Shipping Pte. Limited, Singapore • Rahi Shipping Pte. Limited, Singapore • Vanshi Shipping Pte. Limited, Singapore • Adani Global FZE, Dubai • Adani Mining Pty Limited, Australia • PT Adani Global, Indonesia • PT Adani Global Coal Trading, Indonesia • PT Coal Indonesia, Indonesia • PT Sumber Bara, Indonesia • PT Energy Resources, Indonesia • PT Niaga Antar Bangsa, Indonesia • PT Niaga Lintas Samudra, Indonesia • PT Gemilang Pusaka Pertiwi, Indonesia • PT Hasta Mundra, Indonesia • PT Lamindo Inter Multikon, Indonesia • PT Mitra Naiga Mulla, Indonesia • PT Suar Harapan Bangsa, Indonesia • PT Tambang Sejahtera Bersama, Indonesia • Aanya Maritime Inc, Panama • Aashna Maritime Inc, Panama • Adani Minerals Pty. Limited, Australia • Adani Bunkering Private Limited • AWEL Global Limited, UAE • Galilee Transmission Holdings Pty Limited, Australia • Galilee Transmission Pty Limited, Australia • Adani Green Energy (Tamilnadu) Limited • Adani Renewable Energy Park (Gujarat) Limited • Adani Infrastructure Pty Limited, Australia • Mundra Solar Limited • Ramnad Renewable Energy Limited • Kamuthi Renewable Energy Limited • Ramnad Solar Power Limited • Kamuthi Solar Power Limited • Mundra Solar PV Limited • Zemira Renewable Energy Limited (Formerly known as Adani Wind Energy (AP) Limited) (Upto 20.12.2017) • Adani Green Energy (MP) Limited • Adani Land Defence Systems and Technologies Limited • Adani Aerospace and Defence Limited • Adani Naval Defence Systems and Technologies Limited • Adani Green Energy (UP) Limited • Parampujya Solar Energy Private Limited • Rosepetal Solar Energy Private Limited • Mundra Solar Technopark Private Limited • Adani Wind Energy (Gujarat) Private Limited • Kilaj Solar (Maharashtra) Private Limited
--	--

	<ul style="list-style-type: none"> • Adani Green Technology Limited • Wardha Solar (Maharashtra) Private Limited • Mahoba Solar (UP) Private Limited • Adani Agri Logistics (MP) Limited • Adani Agri Logistics (Kotkapura) Limited • Adani Agri Logistics (Katihar) Limited • Adani Agri Logistics (Panipat) Limited • Adani Agri Logistics (Moga) Limited • Adani Agri Logistics (Raman) Limited • Adani Agri Logistics (Barnala) Limited • Adani Agri Logistics (Nakodar) Limited • Adani Agri Logistics (Mansa) Limited • Adani Agri Logistics (Bathinda) Limited • Adani Renewable Asset Holdings Pty Limited, Australia • Adani Renewable Asset Pty. Limited, Australia • Adani Rugby Run Pty Limited, Australia • Adani Global Royal Holdings Pte Limited, Singapore • Queensland RIPA Holdings Pty Ltd., Australia • Queensland RIPA Pty Limited, Australia • Queensland RIPA Finance Pty Limited, Australia • Urja Maritime Inc., Panama • Adani North America Inc., USA • Adani Global DMCC • Adani Solar USA LLC, USA • Galilee Transmission Holdings Trust, Australia • Queensland RIPA Holdings Trust, Australia • Queensland RIPA Trust, Australia • Adani Renewable Assets Trust, Australia • Adani Renewable Asset Holdings Trust, Australia • Adani Rugby Run Trust, Australia • Gaya Solar (Bihar) Private Limited • Adani Global Resources Pte Limited, Singapore • Adani Renewable Power LLP
Associate Company :	<ul style="list-style-type: none"> • CSPGCL AEL Parsa Collieries Limited
Joint Control Entities :	<ul style="list-style-type: none"> • Adani Wilmar Limited • Adani Renewable Energy Park Rajasthan Limited • Adani Wilmar Pte. Limited, Singapore • Indianoil – Adani Gas Private Limited • Vishakha Industries Private Limited • AWN Agro Private Limited • Golden Valley Agrotech Private Limited • Vishakha Polyfab Limited • KOG KTV Food Products (India) Private Limited • KTV Health and Foods Private Limited • Adani Elbit Advanced Systems India Limited

DISCLAIMER : This Report is **PRIVATE & CONFIDENTIAL** and it is prepared at the request of and for its use by the Subscriber only. The Subscriber shall use the contents of the Report merely as an aid to its business. Mira Inform Private Limited ("MIPL") has collated information/data in the Report, which have not been verified unless otherwise specifically mentioned in the Report. The Subscriber shall independently verify the accuracy and correctness of the information/data before in any way acting upon the same. MIPL shall not be liable for any harm, injury, loss or damage caused to the Subscriber due to default by the Subscriber's debtors/beneficiaries in fulfilling their obligations of any nature whatsoever. This Report or any of its portion shall not be used as a documentary evidence or otherwise before any investigative agencies or forum of law. This Report is confidential and proprietary to MIPL. The Subscriber and/or any other person(s) may not reproduce, publish or disclose any of the contents of the Report to others without the express authorization of MIPL. This Report is prepared and issued to the Subscriber without any risk, responsibility or liability on the part of MIPL or its officials.

	<ul style="list-style-type: none"> • Adani Green Energy Pte. Limited • Carmichael Rail Network Pty Limited • Carmichael Rail Network Trust • Carmichael Rail Network Holdings Pty Limited • Carmichael Rail Assets Holdings Trust
<p>Enterprises over which Controlling Entity or Key Management Personnel about have significant influence with whom transaction done during the year :</p>	<ul style="list-style-type: none"> • Adani Properties Private Limited • Adani Institute for Education and Research • Adani Infrastructure and Developers Private Limited • Adani Township and Real Estate Company Private Limited • Adani M2K Projects LLP • Belvedere Golf and Country Club Private Limited • Adani Power Limited • Adani Power (Mundra) Limited • Adani Ports and Special Economic Zone Limited • Adani Power Maharashtra Limited • Adani Power Rajasthan Limited • Udipi Power Corporation Limited • Adani Foundation • Karnavati Aviation Private Limited • MPSEZ Utilities Private Limited • Adani Logistics Limited • Mundra International Airport Private Limited • Adani Hazira Port Private Limited • Adani Petronet (Dahej) Port Private Limited • Adani Kandla Bulk Terminal Private Limited • The Dhamra Port Company Limited • Adani Murmugao Port Terminal Private Limited • Adani Kattupalli Port Private Limited • Adani Transmission Limited • Adani Transmission (India) Limited • Maharashtra Eastern Grid Power Transmission Company Limited • Adani Petroleum Terminal Private Limited • Adani Infra (India) Limited • Raipur – Rajnandgaon – Warora Transmission Limited • Chhattisgarh – WR Transmission Limited • Sipat Transmission Limited • Sarguja Rail Corridor Private Limited • Adani Power (Jharkhand) Limited • North Karanpura Transco Limited • Adani Textile Industries

CAPITAL STRUCTURE

AS ON 31.03.2018

Authorised Capital :

No. of Shares	Type	Value	Amount
4859200000	Equity Shares	INR 1/- each	INR 4859.200 Million
4500000	Preference Shares	INR 10/- each	INR 45.000 Million
	Total		INR 4904.200 Million

Issued, Subscribed & Paid-up Capital :

No. of Shares	Type	Value	Amount
1099810083	Equity Shares	INR 1/- each	INR 1099.800 Million

Rights, Preferences and Restrictions Attached to Equity Shares

The Company has only one class of Equity Shares having a par value of INR 1/- per share and each holder of the Equity Shares is entitled to one vote per share. The Company declares and pays dividends in Indian rupees. The dividend proposed by the Board of Directors is subject to the approval of shareholders in the ensuing Annual General Meeting, except in case of Interim dividend.

In the event of liquidation of the Company, the holders of the equity shares will be entitled to receive any of the remaining assets of the company, after distribution of all preferential amounts. The distribution will be in proportion to the number of shares held by the shareholders.

Details of shareholders holding more than 5% shares in the Company

Particulars	As at 31 st March, 2018	
	Nos.	% Holding
Equity Shares of INR 1 each fully paid		
Gautam S. Adani / Rajesh S. Adani (On behalf S.B. Adani Family Trust)	621197910	56.48%
Adani Tradeline LLP	99491719	9.05%
Total	720689629	65.53%

As per records of Company, including its register of shareholders / members and other declarations received from shareholders regarding beneficial interests, the above shareholding represents both legal and beneficial ownerships of shares.

FINANCIAL DATA
[all figures are INR Million]

ABRIDGED BALANCE SHEET (STANDALONE)

SOURCES OF FUNDS	31.03.2018	31.03.2017	31.03.2016
I. EQUITY AND LIABILITIES			
(1) Shareholders' Funds			
(a) Share Capital	1099.800	1099.800	1099.800
(b) Reserves & Surplus	37984.200	36572.000	34351.000
(c) Money received against share warrants	0.000	0.000	0.000
(2) Share Application money pending allotment	0.000	0.000	0.000
Total Shareholders' Funds (1) + (2)	39084.000	37671.800	35450.800
(3) Non-Current Liabilities			
(a) long-term borrowings	15969.900	18578.200	19113.300
(b) Deferred tax liabilities (Net)	0.000	0.000	0.000
(c) Other long term liabilities	1055.400	781.600	5934.700
(d) long-term provisions	179.900	163.600	143.600
Total Non-current Liabilities (3)	17205.200	19523.400	25191.600
(4) Current Liabilities			
(a) Short term borrowings	49713.400	49054.000	41192.300
(b) Trade payables	36931.800	32179.500	29377.000
(c) Other current liabilities	10897.700	7881.400	12528.600
(d) Short-term provisions	274.500	272.700	300.200
Total Current Liabilities (4)	97817.400	89387.600	83398.100
TOTAL	154106.600	146582.800	144040.500
II. ASSETS			
(1) Non-current assets			
(a) Fixed Assets			
(i) Tangible assets	6236.100	5119.600	4249.000
(ii) Intangible Assets	6297.900	6500.500	6540.700
(iii) Capital work-in-progress	4139.000	6216.000	8511.500
(iv) Intangible assets under development	0.000	0.000	0.000
(b) Non-current Investments	30173.400	30995.700	11092.800
(c) Deferred tax assets (net)	2140.100	2465.700	3254.500
(d) Long-term Loan and Advances	186.900	877.500	323.200
(e) Other Non-current assets	6962.700	4994.300	5510.900
Total Non-Current Assets	56136.100	57169.300	39482.600

DISCLAIMER : This Report is **PRIVATE & CONFIDENTIAL** and it is prepared at the request of and for its use by the Subscriber only. The Subscriber shall use the contents of the Report merely as an aid to its business. Mira Inform Private Limited ("MIPL") has collated information/data in the Report, which have not been verified unless otherwise specifically mentioned in the Report. The Subscriber shall independently verify the accuracy and correctness of the information/data before in any way acting upon the same. MIPL shall not be liable for any harm, injury, loss or damage caused to the Subscriber due to default by the Subscriber's debtors/beneficiaries in fulfilling their obligations of any nature whatsoever. This Report or any of its portion shall not be used as a documentary evidence or otherwise before any investigative agencies or forum of law. This Report is confidential and proprietary to MIPL. The Subscriber and/or any other person(s) may not reproduce, publish or disclose any of the contents of the Report to others without the express authorization of MIPL. This Report is prepared and issued to the Subscriber without any risk, responsibility or liability on the part of MIPL or its officials.

(2) Current assets			
(a) Current investments	12944.200	10.000	10.000
(b) Inventories	10.000	5945.600	5303.800
(c) Trade receivables	26353.700	29234.400	26419.700
(d) Cash and cash equivalents	5246.600	3642.100	1338.700
(e) Short-term loans and advances	31681.900	37829.300	59862.000
(f) Other current assets	21734.100	12752.100	11623.700
Total Current Assets	97970.500	89413.500	104557.900
TOTAL	154106.600	146582.800	144040.500

PROFIT & LOSS ACCOUNT (STANDALONE)

PARTICULARS		31.03.2018	31.03.2017	31.03.2016
SALES				
	Income	95502.100	77793.700	81488.600
	Other Income	6162.100	6871.200	9776.400
	TOTAL	101664.200	84664.900	91265.000
Less	EXPENSES			
	Purchases of Stock-in-Trade	85083.600	59622.300	60929.100
	Changes in inventories of Stock-in-Trade	(7300.600)	(303.400)	514.300
	Employee Benefits Expenses	2353.400	2470.700	2393.900
	Exceptional Items	1810.500	0.000	(417.300)
	Operating and Other expenses	9100.800	10294.200	14720.400
	TOTAL	91047.700	72083.800	78140.400
	PROFIT/(LOSS) BEFORE INTEREST, TAX, DEPRECIATION AND AMORTISATION	10616.500	12581.100	13124.600
Less	FINANCIAL EXPENSES	6663.500	7818.000	7171.400
	PROFIT/(LOSS) BEFORE TAX, DEPRECIATION AND AMORTISATION	3953.000	4763.100	5953.200
Less	DEPRECIATION/ AMORTISATION	874.100	788.600	793.600
	PROFIT/(LOSS) BEFORE TAX	3078.900	3974.500	5159.600
Less	TAX	1108.600	1758.100	(41.500)
	PROFIT/(LOSS) AFTER TAX	1970.300	2216.400	5201.100
	EARNINGS IN FOREIGN CURRENCY			
	F.O.B. Value of Exports	77807.600	110.500	4.100

DISCLAIMER : This Report is **PRIVATE & CONFIDENTIAL** and it is prepared at the request of and for its use by the Subscriber only. The Subscriber shall use the contents of the Report merely as an aid to its business. Mira Inform Private Limited ("MIPL") has collated information/data in the Report, which have not been verified unless otherwise specifically mentioned in the Report. The Subscriber shall independently verify the accuracy and correctness of the information/data before in any way acting upon the same. MIPL shall not be liable for any harm, injury, loss or damage caused to the Subscriber due to default by the Subscriber's debtors/beneficiaries in fulfilling their obligations of any nature whatsoever. This Report or any of its portion shall not be used as a documentary evidence or otherwise before any investigative agencies or forum of law. This Report is confidential and proprietary to MIPL. The Subscriber and/or any other person(s) may not reproduce, publish or disclose any of the contents of the Report to others without the express authorization of MIPL. This Report is prepared and issued to the Subscriber without any risk, responsibility or liability on the part of MIPL or its officials.

	TOTAL EARNINGS	77807.600	110.500	4.100
	Earnings / (Loss) Per Share (INR)	1.79	2.02	4.73

CURRENT MATURITIES OF LONG TERM DEBT DETAILS

Particulars	31.03.2018	31.03.2017	31.03.2016
Current Maturities of Long term debt			
From Banks	468.800	3839.200	3579.700
From Financial Institutions / NBFC	203.300	187.500	173.000
From Banks	0.000	0.000	1100.000
Foreign Currency Loan from Banks	471.700	469.400	479.600
Inter Corporate Loans	0.000	0.000	1500.000
Total	1143.800	4496.100	6832.300
Cash generated from operations	11051.400	(610.400)	(6099.500)
Net cash flow from / (used in) operating activities	10115.700	(1561.100)	(7042.200)

QUARTERLY RESULTS

Particulars	30.06.2018 (Unaudited) 1 st Quarter
Net sales	26865.100
Total Expenditure	26057.900
PBIDT (Excluding Other Income)	807.200
Other income	881.600
Operating Profit	1688.800
Interest	1521.900
Exceptional Items	NA
PBDT	166.900
Depreciation	215.500
Profit Before Tax	(48.600)
Tax	23.000
Provisions and contingencies	NA
Profit after tax	(71.600)
Extraordinary Items	NA
Prior Period Expenses	NA
Other Adjustments	NA
Net Profit	(71.600)

DISCLAIMER : This Report is **PRIVATE & CONFIDENTIAL** and it is prepared at the request of and for its use by the Subscriber only. The Subscriber shall use the contents of the Report merely as an aid to its business. Mira Inform Private Limited ("MIPL") has collated information/data in the Report, which have not been verified unless otherwise specifically mentioned in the Report. The Subscriber shall independently verify the accuracy and correctness of the information/data before in any way acting upon the same. MIPL shall not be liable for any harm, injury, loss or damage caused to the Subscriber due to default by the Subscriber's debtors/beneficiaries in fulfilling their obligations of any nature whatsoever. This Report or any of its portion shall not be used as a documentary evidence or otherwise before any investigative agencies or forum of law. This Report is confidential and proprietary to MIPL. The Subscriber and/or any other person(s) may not reproduce, publish or disclose any of the contents of the Report to others without the express authorization of MIPL. This Report is prepared and issued to the Subscriber without any risk, responsibility or liability on the part of MIPL or its officials.

KEY RATIOS

EFFICIENCY RATIOS

PARTICULARS	31.03.2018	31.03.2017	31.03.2016
Average Collection Days (Sundry Debtors / Income * 365 Days)	100.72	137.16	118.34
Account Receivables Turnover (Income / Sundry Debtors)	3.62	2.66	3.08
Average Payment Days (Sundry Creditors / Purchases * 365 Days)	158.43	197.00	175.98
Inventory Turnover (Operating Income / Inventories)	1061.65	2.12	2.47
Asset Turnover (Operating Income / Net Fixed Assets)	0.64	0.71	0.68

LEVERAGE RATIOS

PARTICULARS	31.03.2018	31.03.2017	31.03.2016
Debt Ratio ((Borrowing + Current Liabilities) / Total Assets)	0.75	0.77	0.76
Debt Equity Ratio (Total Liability / Networth)	1.71	1.91	1.89
Current Liabilities to Networth (Current Liabilities / Net Worth)	2.50	2.37	2.35
Fixed Assets to Networth (Net Fixed Assets / Networth)	0.43	0.47	0.54
Interest Coverage Ratio (PBIT / Financial Charges)	1.59	1.61	1.83

PROFITABILITY RATIOS

PARTICULARS		31.03.2018	31.03.2017	31.03.2016
PAT to Sales ((PAT / Sales) * 100)	%	2.06	2.85	6.38
Return on Total Assets ((PAT / Total Assets) * 100)	%	1.28	1.51	3.61

DISCLAIMER : This Report is **PRIVATE & CONFIDENTIAL** and it is prepared at the request of and for its use by the Subscriber only. The Subscriber shall use the contents of the Report merely as an aid to its business. Mira Inform Private Limited ("MIPL") has collated information/data in the Report, which have not been verified unless otherwise specifically mentioned in the Report. The Subscriber shall independently verify the accuracy and correctness of the information/data before in any way acting upon the same. MIPL shall not be liable for any harm, injury, loss or damage caused to the Subscriber due to default by the Subscriber's debtors/beneficiaries in fulfilling their obligations of any nature whatsoever. This Report or any of its portion shall not be used as a documentary evidence or otherwise before any investigative agencies or forum of law. This Report is confidential and proprietary to MIPL. The Subscriber and/or any other person(s) may not reproduce, publish or disclose any of the contents of the Report to others without the express authorization of MIPL. This Report is prepared and issued to the Subscriber without any risk, responsibility or liability on the part of MIPL or its officials.

Return on Investment (ROI) ((PAT / Networth) * 100)	%	5.04	5.88	14.67
--	---	------	------	-------

SOLVENCY RATIOS

PARTICULARS	31.03.2018	31.03.2017	31.03.2016
Current Ratio (Current Assets / Current Liabilities)	1.00	1.00	1.25
Quick Ratio ((Current Assets – Inventories) / Current Liabilities)	1.00	0.93	1.19
G-Score Ratio Financial (Networth / Total Assets)	0.25	0.26	0.25
G-Score Ratio Debt (Debts / Equity Capital)	60.76	65.58	61.05
G-Score Ratio Liquidity (Total Current Assets / Total Current Liabilities)	1.00	1.00	1.25

Total Liability = Short-term Debt + Long-term Debt + Current Maturities of Long-term debts

STOCK PRICES

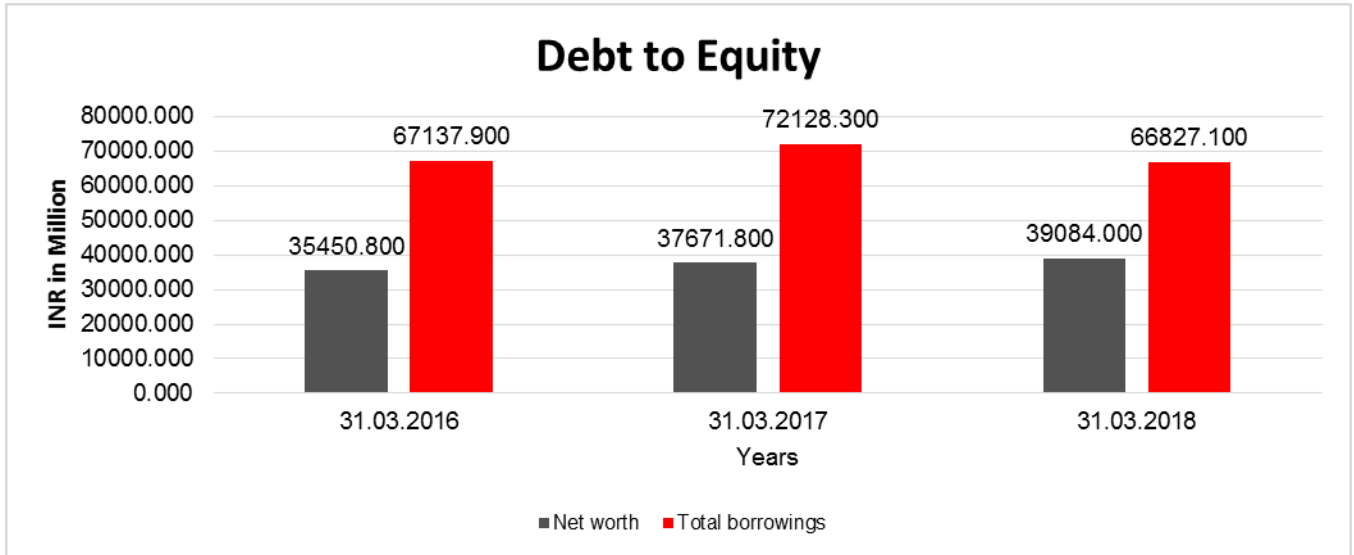
Face Value	INR 1.00/-
Market Value	INR 156.55/-

FINANCIAL ANALYSIS
[all figures are INR Million]

DEBT EQUITY RATIO

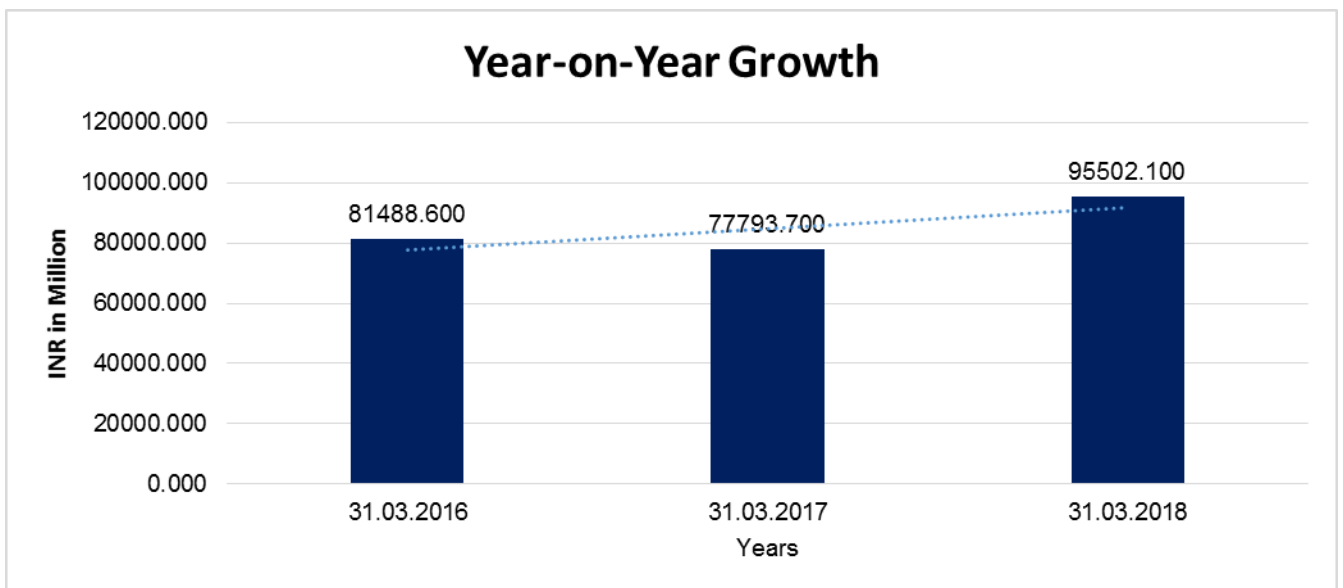
Particular	31.03.2016	31.03.2017	31.03.2018
	INR In Million	INR In Million	INR In Million
Share Capital	1099.800	1099.800	1099.800
Reserves & Surplus	34351.000	36572.000	37984.200
Share Application money pending allotment	0.000	0.000	0.000
Net worth	35450.800	37671.800	39084.000
Long-Term Borrowings	19113.300	18578.200	15969.900
Short Term Borrowings	41192.300	49054.000	49713.400
Current Maturities of Long term debt	6832.300	4496.100	1143.800
Total borrowings	67137.900	72128.300	66827.100
Debt/Equity ratio	1.894	1.915	1.710

DISCLAIMER : This Report is **PRIVATE & CONFIDENTIAL** and it is prepared at the request of and for its use by the Subscriber only. The Subscriber shall use the contents of the Report merely as an aid to its business. Mira Inform Private Limited ("MIPL") has collated information/data in the Report, which have not been verified unless otherwise specifically mentioned in the Report. The Subscriber shall independently verify the accuracy and correctness of the information/data before in any way acting upon the same. MIPL shall not be liable for any harm, injury, loss or damage caused to the Subscriber due to default by the Subscriber's debtors/beneficiaries in fulfilling their obligations of any nature whatsoever. This Report or any of its portion shall not be used as a documentary evidence or otherwise before any investigative agencies or forum of law. This Report is confidential and proprietary to MIPL. The Subscriber and/or any other person(s) may not reproduce, publish or disclose any of the contents of the Report to others without the express authorization of MIPL. This Report is prepared and issued to the Subscriber without any risk, responsibility or liability on the part of MIPL or its officials.



YEAR-ON-YEAR GROWTH

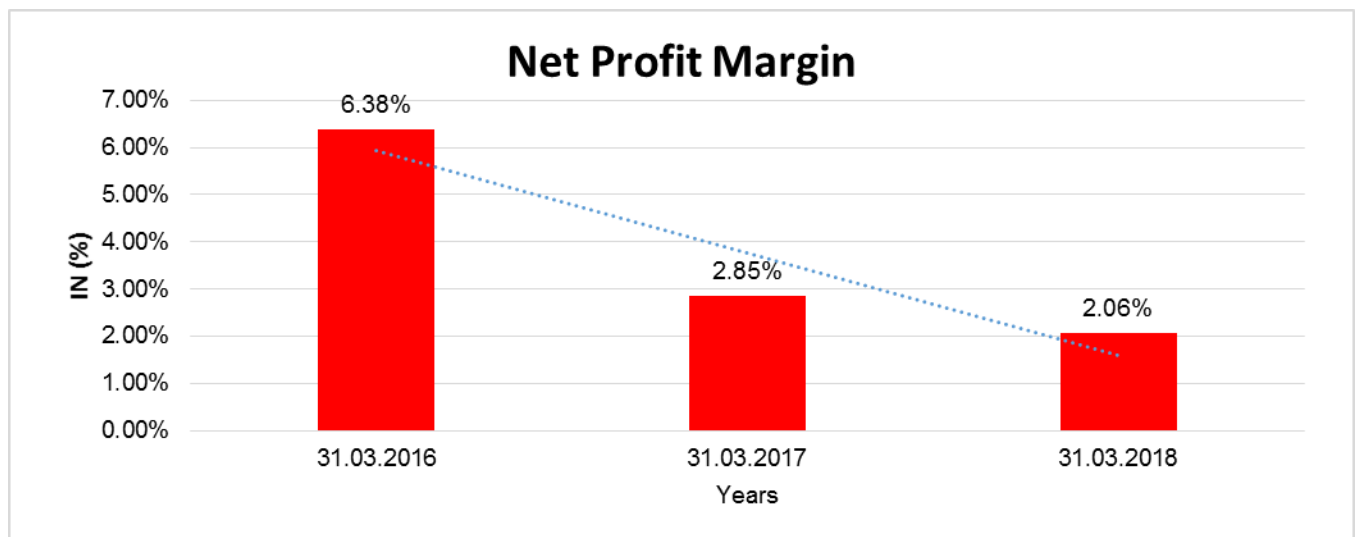
Year on Year Growth	31.03.2016	31.03.2017	31.03.2018
	INR In Million	INR In Million	INR In Million
Sales	81488.600	77793.700	95502.100
		(4.534)	22.763



DISCLAIMER : This Report is **PRIVATE & CONFIDENTIAL** and it is prepared at the request of and for its use by the Subscriber only. The Subscriber shall use the contents of the Report merely as an aid to its business. Mira Inform Private Limited ("MIPL") has collated information/data in the Report, which have not been verified unless otherwise specifically mentioned in the Report. The Subscriber shall independently verify the accuracy and correctness of the information/data before in any way acting upon the same. MIPL shall not be liable for any harm, injury, loss or damage caused to the Subscriber due to default by the Subscriber's debtors/beneficiaries in fulfilling their obligations of any nature whatsoever. This Report or any of its portion shall not be used as a documentary evidence or otherwise before any investigative agencies or forum of law. This Report is confidential and proprietary to MIPL. The Subscriber and/or any other person(s) may not reproduce, publish or disclose any of the contents of the Report to others without the express authorization of MIPL. This Report is prepared and issued to the Subscriber without any risk, responsibility or liability on the part of MIPL or its officials.

NET PROFIT MARGIN

Net Profit Margin	31.03.2016	31.03.2017	31.03.2018
	INR In Million	INR In Million	INR In Million
Sales	81488.600	77793.700	95502.100
Profit	5201.100	2216.400	1970.300
	6.38%	2.85%	2.06%



ABRIDGED BALANCE SHEET (CONSOLIDATED)

SOURCES OF FUNDS	31.03.2018	31.03.2017
I. EQUITY AND LIABILITIES		
(1) Shareholders' Funds		
(a) Share Capital	1099.800	1099.800
(b) Reserves & Surplus	149791.900	140259.900
(c) Money received against share warrants	0.000	0.000
(2) Minority Interest	4992.500	5622.500
Total Shareholders' Funds (1) + (2)	155884.200	146982.200
(3) Non-Current Liabilities		
(a) long-term borrowings	45515.900	91733.300
(b) Deferred tax liabilities (Net)	893.700	779.300
(c) Other long term liabilities	23139.100	14690.700
(d) long-term provisions	461.300	439.000
Total Non-current Liabilities (3)	70010.000	107642.300

DISCLAIMER : This Report is **PRIVATE & CONFIDENTIAL** and it is prepared at the request of and for its use by the Subscriber only. The Subscriber shall use the contents of the Report merely as an aid to its business. Mira Inform Private Limited ("MIPL") has collated information/data in the Report, which have not been verified unless otherwise specifically mentioned in the Report. The Subscriber shall independently verify the accuracy and correctness of the information/data before in any way acting upon the same. MIPL shall not be liable for any harm, injury, loss or damage caused to the Subscriber due to default by the Subscriber's debtors/beneficiaries in fulfilling their obligations of any nature whatsoever. This Report or any of its portion shall not be used as a documentary evidence or otherwise before any investigative agencies or forum of law. This Report is confidential and proprietary to MIPL. The Subscriber and/or any other person(s) may not reproduce, publish or disclose any of the contents of the Report to others without the express authorization of MIPL. This Report is prepared and issued to the Subscriber without any risk, responsibility or liability on the part of MIPL or its officials.

(4) Current Liabilities			
(a) Short term borrowings		125993.800	106798.800
(b) Trade payables		91868.700	85550.100
(c) Other current liabilities		125745.200	29540.700
(d) Short-term provisions		384.700	379.900
Total Current Liabilities (4)		343992.400	222269.500
TOTAL		569886.600	476894.000
II. ASSETS			
(1) Non-current assets			
(a) Fixed Assets			
(i) Tangible assets		71493.800	102638.600
(ii) Intangible Assets		32904.500	32878.400
(iii) Capital work-in-progress		55258.700	77314.900
(iv) Intangible assets under development		0.000	0.000
(v) Goodwill		796.600	796.600
(b) Non-current Investments		14247.300	9816.100
(c) Deferred tax assets (net)		3170.500	4876.300
(d) Long-term Loan and Advances		14208.700	9759.400
(e) Other Non-current assets		19108.300	17227.000
Total Non-Current Assets		211188.400	255307.300
(2) Current assets			
(a) Current investments		716.900	967.600
(b) Inventories		23425.600	16519.000
(c) Trade receivables		120987.700	127417.500
(d) Cash and cash equivalents		18842.500	17150.900
(e) Short-term loans and advances		41457.700	39350.700
(f) Other current assets		153267.800	20181.000
Total Current Assets		358698.200	221586.700
TOTAL		569886.600	476894.000

PROFIT & LOSS ACCOUNT (CONSOLIDATED)

	PARTICULARS	31.03.2018	31.03.2017
	SALES		
	Income	373815.500	366083.000
	Other Income	6028.200	7343.200
	TOTAL	379843.700	373426.200
	Less EXPENSES		
	Cost of Materials Consumed	6767.600	5013.500
	Purchases of Stock-in-Trade	309717.500	304438.100

DISCLAIMER : This Report is **PRIVATE & CONFIDENTIAL** and it is prepared at the request of and for its use by the Subscriber only. The Subscriber shall use the contents of the Report merely as an aid to its business. Mira Inform Private Limited ("MIPL") has collated information/data in the Report, which have not been verified unless otherwise specifically mentioned in the Report. The Subscriber shall independently verify the accuracy and correctness of the information/data before in any way acting upon the same. MIPL shall not be liable for any harm, injury, loss or damage caused to the Subscriber due to default by the Subscriber's debtors/beneficiaries in fulfilling their obligations of any nature whatsoever. This Report or any of its portion shall not be used as a documentary evidence or otherwise before any investigative agencies or forum of law. This Report is confidential and proprietary to MIPL. The Subscriber and/or any other person(s) may not reproduce, publish or disclose any of the contents of the Report to others without the express authorization of MIPL. This Report is prepared and issued to the Subscriber without any risk, responsibility or liability on the part of MIPL or its officials.

	Changes in inventories of finished goods, work-in-progress and Stock-in-Trade		(7719.800)	363.800
	Employees benefits expense		6072.100	5106.700
	Exceptional Item		1834.900	(269.500)
	Impairment of non-current assets		896.400	0.000
	Operating and Other expenses		34983.300	31869.200
	TOTAL		352552.000	346521.800
	PROFIT/ (LOSS) BEFORE INTEREST, TAX, DEPRECIATION AND AMORTISATION		27291.700	26904.400
Less	FINANCIAL EXPENSES		13060.200	12573.100
	PROFIT / (LOSS) BEFORE TAX, DEPRECIATION AND AMORTISATION		14231.500	14331.300
Less	DEPRECIATION/ AMORTISATION		7249.300	3154.600
	PROFIT/ (LOSS) BEFORE TAX		6982.200	11176.700
Less	TAX		2069.600	2711.500
	PROFIT FOR THE YEAR BEFORE SHARE IN JOINT VENTURES AND ASSOCIATES		4912.600	8465.200
Add	SHARE OF PROFIT IN JOINT VENTURE AND ASSOCIATES		2168.700	1175.300
Less	DISCONTINUING OPERATIONS		1139.300	388.000
	PROFIT/(LOSS) FOR THE YEAR		5942.000	9252.500
	Earnings / (Loss) Per Share (INR)		6.89	8.98

LOCAL AGENCY FURTHER INFORMATION

Sr. No.	Check list by info agents	Available in Report (Yes/No)
1	Year of establishment	Yes
2	Constitution of the entity -Incorporation details	Yes
3	Locality of the entity	Yes
4	Premises details	No
5	Buyer visit details	--
6	Contact numbers	Yes
7	Name of the person contacted	No
8	Designation of contact person	No

DISCLAIMER : This Report is **PRIVATE & CONFIDENTIAL** and it is prepared at the request of and for its use by the Subscriber only. The Subscriber shall use the contents of the Report merely as an aid to its business. Mira Inform Private Limited ("MIPL") has collated information/data in the Report, which have not been verified unless otherwise specifically mentioned in the Report. The Subscriber shall independently verify the accuracy and correctness of the information/data before in any way acting upon the same. MIPL shall not be liable for any harm, injury, loss or damage caused to the Subscriber due to default by the Subscriber's debtors/beneficiaries in fulfilling their obligations of any nature whatsoever. This Report or any of its portion shall not be used as a documentary evidence or otherwise before any investigative agencies or forum of law. This Report is confidential and proprietary to MIPL. The Subscriber and/or any other person(s) may not reproduce, publish or disclose any of the contents of the Report to others without the express authorization of MIPL. This Report is prepared and issued to the Subscriber without any risk, responsibility or liability on the part of MIPL or its officials.

9	Promoter's background	Yes
10	Date of Birth of Proprietor / Partners / Directors	Yes
11	Pan Card No. of Proprietor / Partners	Yes
12	Voter Id Card No. of Proprietor / Partners	No
13	Type of business	Yes
14	Line of Business	Yes
15	Export/import details (if applicable)	No
16	No. of employees	Yes
17	Details of sister concerns	Yes
18	Major suppliers	No
19	Major customers	No
20	Banking Details	Yes
21	Banking facility details	Yes
22	Conduct of the banking account	--
23	Financials, if provided	Yes
24	Capital in the business	Yes
25	Last accounts filed at ROC, if applicable	Yes
26	Turnover of firm for last three years	Yes
27	Reasons for variation <> 20%	--
28	Estimation for coming financial year	No
29	Profitability for last three years	Yes
30	Major shareholders, if available	Yes
31	External Agency Rating, if available	Yes
32	Litigations that the firm/promoter involved in	--
33	Market information	--
34	Payments terms	No
35	Negative Reporting by Auditors in the Annual Report	No

CORPORATE INFORMATION

The Company is a public company domiciled in India and incorporated under the provisions of Companies Act, 1956, having its registered office at "Adani House", Near Mithakhali Six Roads, Navrangpura, Ahmedabad - 380009, Gujarat, India. Its shares are listed on the Bombay Stock Exchange and National Stock Exchange. The Company is in the business of Trading of Coal and other commodities & Coal Mine Development and Operations.

OPERATIONAL HIGHLIGHTS:

- Coal trading volumes stood at 66.05 Million Metric Tons ("MMT").
- Coal Mine Development and Operations volumes stood at 7.04 MMT.
- Renewable Power Generation was 1652.70 Million Units of KWh.
- City Gas Distribution volumes up 17% to 478.60 Million Metric Standard Cubic Meters ("MMSCM").

DISCLAIMER : This Report is **PRIVATE & CONFIDENTIAL** and it is prepared at the request of and for its use by the Subscriber only. The Subscriber shall use the contents of the Report merely as an aid to its business. Mira Inform Private Limited ("MIPL") has collated information/data in the Report, which have not been verified unless otherwise specifically mentioned in the Report. The Subscriber shall independently verify the accuracy and correctness of the information/data before in any way acting upon the same. MIPL shall not be liable for any harm, injury, loss or damage caused to the Subscriber due to default by the Subscriber's debtors/beneficiaries in fulfilling their obligations of any nature whatsoever. This Report or any of its portion shall not be used as a documentary evidence or otherwise before any investigative agencies or forum of law. This Report is confidential and proprietary to MIPL. The Subscriber and/or any other person(s) may not reproduce, publish or disclose any of the contents of the Report to others without the express authorization of MIPL. This Report is prepared and issued to the Subscriber without any risk, responsibility or liability on the part of MIPL or its officials.

STANDALONE FINANCIAL RESULTS:

On standalone basis, the Company registered total revenue of INR 101664.200 million and PAT of INR 1970.300 million.

The Scheme of Arrangement among Adani Enterprises Limited ('AEL') and Adani Green Energy Limited ('AGEL') and their respective Shareholders and Creditors.

During the year, the Hon'ble National Company Law Tribunal, Bench at Ahmedabad ('NCLT') had, vide its order dated 16th February, 2018 sanctioned the Scheme of Arrangement among Adani Enterprises Limited ('AEL') and Adani Green Energy Limited ('AGEL') and their respective Shareholders and Creditors under Sections 230 to 232 and other applicable provisions of the Companies Act, 2013 ('the scheme'). The scheme was approved by the shareholders, secured and unsecured creditors of the Company with requisite majority on 10th January, 2018. The Scheme provided for demerger of the Renewable Power Undertaking (as defined in the scheme) of AEL and transfer of the same to AGEL with effect from the Appointed Date i.e. 1st April, 2018. In terms of the above Scheme, AGEL was required to issue and allot to each member of AEL whose name was recorded in the register of members and records of AEL as on the Record Date in the following ratio –

- 761 equity shares of INR 10/- each of AGEL credited as fully paid-up for every 1000 equity shares of INR 1/- each held by such shareholder in AEL.

The Company had fixed 6th April, 2018 as the record date to determine its shareholders who would be entitled to the shares of AGEL as aforesaid, pursuant to the Scheme. Accordingly, the Board of Directors of AGEL had on 8th April, 2018 allotted Equity Shares to those shareholders of AEL whose names appeared in the Register of Members as on the Record Date in the above mentioned ratio.

MANAGEMENT DISCUSSION AND ANALYSIS REPORT

Economic Outlook

As per Central Statistical Office (CSO) Indian GDP growth in 2017-18 was 6.5%. This growth has been achieved in a milieu of lower inflation, improved current account balance and notable reduction in the fiscal deficit to GDP ratio. In addition to the introduction of GST, the year also witnessed significant steps being undertaken towards resolution of problems associated with non-performing assets of the banks, further liberalisation of FDI, etc., thus strengthening the momentum of reforms. After remaining in negative territory for a couple of years, growth of exports rebounded into positive one during 2016-17 and strengthened further in 2017-18.

The growth during 2018-19 could be higher, depending on a number of factors. On the positive side, as per IMF's World Economic Outlook released in April 2018, the global growth is expected to accelerate to 3.9% in 2018 from 3.8% in 2017. This can be expected to provide further boost to India's exports, which have already shown acceleration in the current financial year.

There are signs of revival of investment activity in the economy and the recent pick up in the growth of fixed investment can be expected to maintain momentum in the coming year. The policy rates can be expected to remain fairly stable if the inflation rate does not deviate much from its current levels. This, along with the still favourable interest rate regime prevailing in the global markets could provide greater certainty to the investment climate. The reform measures undertaken in 2017-18 can be expected to strengthen further in 2018-19 and

DISCLAIMER : This Report is **PRIVATE & CONFIDENTIAL** and it is prepared at the request of and for its use by the Subscriber only. The Subscriber shall use the contents of the Report merely as an aid to its business. Mira Inform Private Limited ("MIPL") has collated information/data in the Report, which have not been verified unless otherwise specifically mentioned in the Report. The Subscriber shall independently verify the accuracy and correctness of the information/data before in any way acting upon the same. MIPL shall not be liable for any harm, injury, loss or damage caused to the Subscriber due to default by the Subscriber's debtors/beneficiaries in fulfilling their obligations of any nature whatsoever. This Report or any of its portion shall not be used as a documentary evidence or otherwise before any investigative agencies or forum of law. This Report is confidential and proprietary to MIPL. The Subscriber and/or any other person(s) may not reproduce, publish or disclose any of the contents of the Report to others without the express authorization of MIPL. This Report is prepared and issued to the Subscriber without any risk, responsibility or liability on the part of MIPL or its officials.

reinforce growth momentum. On the other hand, risk to higher growth emanates from higher crude oil prices, protectionist tendencies in some of the countries and tightening of monetary conditions in the developed countries. On balance, there is a strong possibility of growth in 2018-19 to be in the range of 7.0 to 7.5%.

UNSECURED LOANS:

PARTICULARS	31.03.2018 INR In Million	31.03.2017 INR In Million
LONG TERM BORROWINGS		
From Bank	0.000	10469.800
From financial institutions / NBFC	750.000	1750.000
Loans from Related parties		
Loans from Subsidiary Company	10008.600	0.000
SHORT TERM BORROWINGS		
Loans from related parties repayable on demand	5208.600	4850.600
Term Loan	4000.000	1800.000
From Others		
Commercial Paper	19270.000	20000.000
Inter-corporate Deposits	0.000	348.000
Total	39237.200	39218.400

STANDALONE UNAUDITED FINANCIAL RESULTS FOR THE QUARTER ENDED 30.06.2018

(INR In Million)

Particulars	Quarter ended 30.06.2018 (Unaudited)
INCOME FROM OPERATIONS	
Net Sales	26865.100
Other Operating Income	881.600
Total Income from Operations	27746.700
EXPENSES	
Cost of materials consumed	
Purchase of Stock in Trade	18861.700
Changes in inventories of finished goods and work-in-progress	2855.400
Employee benefits expense	679.500
Finance Costs	1521.900
Depreciation and Amortization expenses	215.500
Other Expenditure	2360.500
Foreign Exchange (Gain)/Loss	1300.800
Total Expenses	27795.300
Profit / (Loss) before Tax	(48.600)
Tax Expense	23.000
Profit / (Loss) after Tax	(71.600)

DISCLAIMER : This Report is **PRIVATE & CONFIDENTIAL** and it is prepared at the request of and for its use by the Subscriber only. The Subscriber shall use the contents of the Report merely as an aid to its business. Mira Inform Private Limited ("MIPL") has collated information/data in the Report, which have not been verified unless otherwise specifically mentioned in the Report. The Subscriber shall independently verify the accuracy and correctness of the information/data before in any way acting upon the same. MIPL shall not be liable for any harm, injury, loss or damage caused to the Subscriber due to default by the Subscriber's debtors/beneficiaries in fulfilling their obligations of any nature whatsoever. This Report or any of its portion shall not be used as a documentary evidence or otherwise before any investigative agencies or forum of law. This Report is confidential and proprietary to MIPL. The Subscriber and/or any other person(s) may not reproduce, publish or disclose any of the contents of the Report to others without the express authorization of MIPL. This Report is prepared and issued to the Subscriber without any risk, responsibility or liability on the part of MIPL or its officials.

Other Comprehensive Income	
• Items that will not be reclassified to profit or loss	(11.000)
• Income tax relating to items that will not be reclassified to profit or loss	3.800
Other Comprehensive Income	(7.200)
Total other Comprehensive Income	(78.800)
Paid-up Equity Share Capital (Face value INR 1/- per share)	1099.800
Reserves (excluding Revaluation Reserve)	
Earnings per Share (EPS) - INR	(0.07)

NOTES:

- The above financial results have been reviewed by the Audit Committee and subsequently approved by the Board of Directors at their meetings held on 7th August, 2018.
- The financial results of the Company have been prepared in accordance with the Indian Accounting Standards ('Ind AS') as prescribed under Section 133 of the Companies Act, 2013 read with the relevant rules issued thereunder.
- The Scheme of Arrangement among Adani Enterprises Limited and Adani Green Energy Limited and their respective shareholders and creditors ('Scheme') has become effective from the appointed date i.e. 1st April, 2018. Accordingly, the results of Renewable Power Undertaking (as defined in the Scheme) for the previous quarter ended on 30th June, 2017 have been classified as Discontinued Operations in above results. Break-up of these results is presented below.
- The Board of Directors of the Company at its meeting held on 18th January, 2018, approved the Composite Scheme of Arrangement among Adani Enterprises Limited ('the Company'), Adani Gas Limited ('AGL') and Adani Gas Holdings Limited ('AGHL') and their respective shareholders and creditors ('Scheme') under Sections 230 to 232 and other applicable provisions of the Companies Act, 2013. The Scheme, inter alia, provides for amalgamation of AGL and AGHL, demerger of the Gas Sourcing and Distribution Business (as defined in the Scheme) of the Company. The Scheme has been approved with requisite majority by the shareholders and creditors of the Company, AGL and AGHL at their respective meetings held on 3rd July, 2018. The Scheme is subject to approval of the NCL T and other requisite statutory and regulatory authorities.
- The exceptional items in financial results of the comparative periods include:
 - Write off of reimbursement claim of INR 1811.800 million and INR 1855.100 million in standalone, pursuant to reversal of arbitration award by the Hon'ble High Court of Rajasthan. The Company had raised this claim on the customer during the previous year for non-lifting of contractual coal quantity and price escalation in mining business.
 - Gain of INR 1.300 million and INR 20.200 million recognised in standalone and consolidated results respectively on sale of investment in subsidiary companies.
- Effective 1st April, 2018 the Company has adopted Ind AS 115 'Revenue from Contracts with Customers' using the cumulative effect method which is applied to contracts that were not completed as of 1st April, 2018. Accordingly, figures of the comparative periods have not been restated. The adoption of Ind AS 115 does not have any material impact on the financial statements of the Company.

7. The Company had issued Rated, Listed, Secured, Redeemable Non-Convertible Debentures (NCDs) of INR 1500.000 million and has maintained 100% security cover on NCDs as on 30th June, 2018 by way of subservient charge on entire current assets and movable fixed assets of the Company except assets pertaining to mining business.
8. Details of payment in respect of Secured Non-Convertible Debentures. Interest has been paid on the due date.
9. The figures for the quarter ended 31st March, 2018 represent the difference between the audited figures in respect of full financial year and the unaudited published year-to-date figures upto the third quarter of the financial year, which were subjected to limited review.
10. Figures of the previous periods have been regrouped. Wherever considered necessary to make them comparable to current period's figures.

INDEX OF CHARGES:

S No	SRN	Charge Id	Charge Holder Name	Date of Creation	Date of Modification	Date of Satisfaction	Amount	Address
1	G890 24970	100181 349	IDBI TRUSTEE SHIP SERVICES LIMITED	10/05/2 018	-	-	10000000000.0	ASIAN BUILDING, GROUND FLOOR, 17, R.KAMANI MARG,BALLARD ESTATE,MUMBAI MH400001IN
2	G810 56483	100163 863	EXPORT- IMPORT BANK OF INDIA	24/03/2 018	-	-	2000000000.0	CENTRE ONE BUILDING, FLOOR 21,WORLD TRADE CENTRE COMPLEX, CUFFE PARADEMUMBAI MH400005IN
3	G856 15177	100172 636	AXIS TRUSTEE SERVICES LIMITED	12/03/2 018	-	-	1400000000.0	AXIS HOUSE, BOMBAY DYEING MILLS COMPOUN D, PANDHURANG BUDHKAR MARG, WORLIMUMBAIM A400025IN
4	G781 61593	100157 510	VISTRA ITCL (INDIA) LIMITED	05/02/2 018	-	-	17500000000.0	IL & FS FINANCIAL CENTRE PLOT NO C22 G BLOCK BANDRAKURLA COMPLEX BANDRA

DISCLAIMER : This Report is **PRIVATE & CONFIDENTIAL** and it is prepared at the request of and for its use by the Subscriber only. The Subscriber shall use the contents of the Report merely as an aid to its business. Mira Inform Private Limited ("MIPL") has collated information/data in the Report, which have not been verified unless otherwise specifically mentioned in the Report. The Subscriber shall independently verify the accuracy and correctness of the information/data before in any way acting upon the same. MIPL shall not be liable for any harm, injury, loss or damage caused to the Subscriber due to default by the Subscriber's debtors/beneficiaries in fulfilling their obligations of any nature whatsoever. This Report or any of its portion shall not be used as a documentary evidence or otherwise before any investigative agencies or forum of law. This Report is confidential and proprietary to MIPL. The Subscriber and/or any other person(s) may not reproduce, publish or disclose any of the contents of the Report to others without the express authorization of MIPL. This Report is prepared and issued to the Subscriber without any risk, responsibility or liability on the part of MIPL or its officials.

								EASTMUMBAIMA4 00051IN
5	G861 56908	100173 026	SBICAP TRUSTEE COMPANY LIMITED	29/12/2 017	-	-	2860000000.0	202, MAKER TOWER, 'E', CUFFE PARADE, COLABAMUMBAI MH400005IN
6	G898 46919	100183 356	INDUSIND BANK LTD.	15/11/2 017	-	-	4500000000.0	2401 GEN THIMMAYYA ROADCONTONME NT PUNE MA411001IN
7	G861 59019	100100 671	SBICAP TRUSTEE COMPANY LIMITED	24/05/2 017	29/12/2 017	-	7880000000.0	202, MAKER TOWER, 'E', CUFFE PARADE, COLABA,MUMBAI MH400005IN
8	G568 55323	100093 961	CATALYST TRUSTEE SHIP LIMITED	25/04/2 017	16/10/2 017	-	10000000000.0	GDA HOUSE, FIRST FLOOR, PLOT NO. 85S. NO. 94 & 95, BHUSARI COLONY (RIGHT), KOTHRUDPUNEM A411038IN
9	G313 18413	100068 054	IDBI TRUSTEE SHIP SERVICES LIMITED	29/11/2 016	-	-	10000000000.0	ASIAN BLDG., GROUND FLOOR, 17, R.KAMANI MARG,BALLARD ESTATE,MUMBAI MA400001IN
10	G313 27596	100068 058	IDBI TRUSTEE SHIP SERVICES LIMITED	29/11/2 016	-	-	10000000000.0	ASIAN BLDG., GROUND FLOOR, 17, R.KAMANI MARG,BALLARD ESTATE,MUMBAI MA400001IN

FIXED ASSETS:

Tangible Assets

- Land
- Leasehold Improvements
- Buildings
- Plant and Machinery
- Furniture and Fixtures
- Electrical Fittings

DISCLAIMER : This Report is **PRIVATE & CONFIDENTIAL** and it is prepared at the request of and for its use by the Subscriber only. The Subscriber shall use the contents of the Report merely as an aid to its business. Mira Inform Private Limited ("MIPL") has collated information/data in the Report, which have not been verified unless otherwise specifically mentioned in the Report. The Subscriber shall independently verify the accuracy and correctness of the information/data before in any way acting upon the same. MIPL shall not be liable for any harm, injury, loss or damage caused to the Subscriber due to default by the Subscriber's debtors/beneficiaries in fulfilling their obligations of any nature whatsoever. This Report or any of its portion shall not be used as a documentary evidence or otherwise before any investigative agencies or forum of law. This Report is confidential and proprietary to MIPL. The Subscriber and/or any other person(s) may not reproduce, publish or disclose any of the contents of the Report to others without the express authorization of MIPL. This Report is prepared and issued to the Subscriber without any risk, responsibility or liability on the part of MIPL or its officials.

- Office Equipment
- Computer Equipments
- Vehicles
- Air Craft
- Ship

Intangible Assets

- Software
- 

CMT REPORT (Corruption, Money Laundering & Terrorism]

The Public Notice information has been collected from various sources including but not limited to: **The Courts, India Prisons Service, Interpol, etc.**

1] INFORMATION ON DESIGNATED PARTY

No records exist designating subject or any of its beneficial owners, controlling shareholders or senior officers as terrorist or terrorist organization or whom notice had been received that all financial transactions involving their assets have been blocked or convicted, found guilty or against whom a judgement or order had been entered in a proceedings for violating money-laundering, anti-corruption or bribery or international economic or anti-terrorism sanction laws or whose assets were seized, blocked, frozen or ordered forfeited for violation of money laundering or international anti-terrorism laws.

2] Court Declaration :

No records exist to suggest that subject is or was the subject of any formal or informal allegations, prosecutions or other official proceeding for making any prohibited payments or other improper payments to government officials for engaging in prohibited transactions or with designated parties.

3] Asset Declaration :

No records exist to suggest that the property or assets of the subject are derived from criminal conduct or a prohibited transaction.

4] Record on Financial Crime :

Charges or conviction registered against subject: **None**

5] Records on Violation of Anti-Corruption Laws :

Charges or investigation registered against subject: **None**

6] Records on Int'l Anti-Money Laundering Laws/Standards :

Charges or investigation registered against subject: **None**

7] Criminal Records

No available information exist that suggest that subject or any of its principals have been formally charged or convicted by a competent governmental authority for any financial crime or under any formal investigation by a competent government authority for any violation of anti-corruption laws or international anti-money laundering laws or standard.

8] Affiliation with Government :

No record exists to suggest that any director or indirect owners, controlling shareholders, director, officer or employee of the company is a government official or a family member or close business associate of a Government official.

9] Compensation Package :

Our market survey revealed that the amount of compensation sought by the subject is fair and reasonable and comparable to compensation paid to others for similar services.

10] Press Report :

No press reports / filings exists on the subject.

CORPORATE GOVERNANCE

MIRA INFORM as part of its Due Diligence do provide comments on Corporate Governance to identify management and governance. These factors often have been predictive and in some cases have created vulnerabilities to credit deterioration.

Our Governance Assessment focuses principally on the interactions between a company's management, its Board of Directors, Shareholders and other financial stakeholders.

CONTRAVENTION

Subject is not known to have contravened any existing local laws, regulations or policies that prohibit, restrict or otherwise affect the terms and conditions that could be included in the agreement with the subject.

FOREIGN EXCHANGE RATES

Currency	Unit	INR
US Dollar	1	INR 71.19
UK Pound	1	INR 91.46
Euro	1	INR 82.49

INFORMATION DETAILS

Information Gathered by :	NAG
Analysis Done by :	NIS
Report Prepared by :	NKT

SCORE FACTORS

DEMERIT POINTS		
--BANK CHARGES	YES/NO	YES
--LITIGATION	YES/NO	NO
--OTHER ADVERSE INFORMATION	YES/NO	NO
MERIT POINTS		
--SOLE DISTRIBUTORSHIP	YES/NO	NO
--EXPORT ACTIVITIES	YES/NO	NO
--AFFILIATION	YES/NO	YES
--LISTED	YES/NO	YES
--OTHER MERIT FACTORS	YES/NO	YES

RATING EXPLANATIONS

Credit Rating	Explanation	Rating Comments
A++	Minimum Risk	Business dealings permissible with minimum risk of default
A+	Low Risk	Business dealings permissible with low risk of default
A	Acceptable Risk	Business dealings permissible with moderate risk of default
B	Medium Risk	Business dealings permissible on a regular monitoring basis
C	Medium High Risk	Business dealings permissible preferably on secured basis
D	High Risk	Business dealing not recommended or on secured terms only
NB	New Business	No recommendation can be done due to business in infancy stage
NT	No Trace	No recommendation can be done as the business is not traceable

NB is stated where there is insufficient information to facilitate rating. However, it is not to be considered as unfavourable.

This score serves as a reference to assess SC's credit risk and to set the amount of credit to be extended. It is calculated from a composite of weighted scores obtained from each of the major sections of this report. The assessed factors are as follows:

- Financial condition covering various ratios
- Company background and operations size
- Promoters / Management background
- Payment record
- Litigation against the subject
- Industry scenario / competitor analysis
- Supplier / Customer / Banker review (wherever available)

DISCLAIMER : This Report is **PRIVATE & CONFIDENTIAL** and it is prepared at the request of and for its use by the Subscriber only. The Subscriber shall use the contents of the Report merely as an aid to its business. Mira Inform Private Limited ("MIPL") has collated information/data in the Report, which have not been verified unless otherwise specifically mentioned in the Report. The Subscriber shall independently verify the accuracy and correctness of the information/data before in any way acting upon the same. MIPL shall not be liable for any harm, injury, loss or damage caused to the Subscriber due to default by the Subscriber's debtors/beneficiaries in fulfilling their obligations of any nature whatsoever. This Report or any of its portion shall not be used as a documentary evidence or otherwise before any investigative agencies or forum of law. This Report is confidential and proprietary to MIPL. The Subscriber and/or any other person(s) may not reproduce, publish or disclose any of the contents of the Report to others without the express authorization of MIPL. This Report is prepared and issued to the Subscriber without any risk, responsibility or liability on the part of MIPL or its officials.