

MIRA INFORM REPORT

Report No. :	528277
Report Date :	08.09.2018

IDENTIFICATION DETAILS

Name :	KEI INDUSTRIES LIMITED
Registered Office :	D-90, Okhla Industrial Area, Phase I, New Delhi - 110020
Tel. No.:	91-11-26818840/ 8642
Country :	India
Financials (as on) :	31.03.2018
Date of Incorporation :	31.12.1992
Capital Investment / Paid-up Capital :	INR 156.720 Million
CIN No.: [Company Identification No.]	L74899DL1992PLC051527
IEC No.: [Import-Export Code No.]	0589000110
PAN No.: [Permanent Account No.]	AAACK0251C
GSTN : [Goods & Service Tax Registration No.]	27AAACK0251C1Z7
Legal Form :	A Public Limited Liability Company. The Company's Shares are Listed on the Stock Exchanges
Line of Business :	Subject is engaged in the business of manufacturing, sale and marketing of all range of power cables up to 400kV – Low Tension (LT), High Tension (HT) and Extra High Voltage (EHV), control and instrumentation cables, specialty cables, elastomeric / rubber cables, submersible cables, flexible and house wires, winding wires and also engaged in execution of Engineering, Procurement and Construction (EPC) projects for survey, supply of materials, design, erection, testing & commissioning on a turnkey basis. The Company is manufacturer of Stainless Steel Wire as well. [Registered Activity]

No. of Employees :	1377(Approximately)
---------------------------	---------------------

RATING & COMMENTS
(Mira Inform has adopted New Rating mechanism w.e.f. 23rd January 2017)

MIRA's Rating :	A+
------------------------	-----------

Credit Rating	Explanation	Rating Comments
A+	Low Risk	Business dealings permissible with low risk of default

Status :	Good
Payment Behaviour :	Regular
Litigation :	Clear
Comments :	<p>Subject was incorporated in the year 1992 and it is a manufacturer of electrical cables and wires.</p> <p>For the financial year 2018, the company has achieved 30.99% growth in its revenue as compared to previous year revenue and has maintained an average profitability margin of 4.13%.</p> <p>The healthy financial risk profile of the company is marked by adequate net worth base along with comfortable debt balance sheet.</p> <p>Further, as per the quarterly financials of June 2018, the company has achieved revenue of INR 8838.96 million along with a profit of INR 321.77 million.</p> <p>Rating takes into consideration the subject's long established track record of business operations along with extensive experience of its promoters.</p> <p>However, rating strengths are partially offset working capital-intensive nature of operations, inherent risks associated with the exposure to volatility in raw material prices and competition in the cable industry.</p> <p>Business is active. Payment seems to be regular.</p> <p>In view of aforesaid, the company can be considered good for business dealings at usual trade terms and condition</p>

NOTES :

Any query related to this report can be made on e-mail : infodept@mirainform.com while quoting report number, name and date.

ECGC Country Risk Classification List

DISCLAIMER : This Report is **PRIVATE & CONFIDENTIAL** and it is prepared at the request of and for its use by the Subscriber only. The Subscriber shall use the contents of the Report merely as an aid to its business. Mira Inform Private Limited ("MIPL") has collated information/data in the Report, which have not been verified unless otherwise specifically mentioned in the Report. The Subscriber shall independently verify the accuracy and correctness of the information/data before in any way acting upon the same. MIPL shall not be liable for any harm, injury, loss or damage caused to the Subscriber due to default by the Subscriber's debtors/beneficiaries in fulfilling their obligations of any nature whatsoever. This Report or any of its portion shall not be used as a documentary evidence or otherwise before any investigative agencies or forum of law. This Report is confidential and proprietary to MIPL. The Subscriber and/or any other person(s) may not reproduce, publish or disclose any of the contents of the Report to others without the express authorization of MIPL. This Report is prepared and issued to the Subscriber without any risk, responsibility or liability on the part of MIPL or its officials.

Country Name	Previous Rating (31.12.2017)	Current Rating (01.04.2018)
India	A1	A1

Risk Category	ECGC Classification
Insignificant	A1
Low Risk	A2
Moderately Low Risk	B1
Moderate Risk	B2
Moderately High Risk	C1
High Risk	C2
Very High Risk	D

EXTERNAL AGENCY RATING

Rating Agency Name	ICRA
Rating	Fund Based Working Capital Facilities = A
Rating Explanation	Adequate degree of safety and low credit risk
Date	30.07.2018

Rating Agency Name	ICRA
Rating	Non Fund Based Working Capital = A1
Rating Explanation	Very Strong degree of safety and carry lowest credit risk
Date	30.07.2018

RBI DEFAULTERS' LIST STATUS

Subject's name is not enlisted as a defaulter in the publicly available RBI Defaulters' list.

EPF (Employee Provident Fund) DEFAULTERS' LIST STATUS

Subject's name is not enlisted as a defaulter in the publicly available EPF (Employee Provident Fund) Defaulters' list as of 31-03-2018.

BIFR (Board for Industrial & Financial Reconstruction) LISTING STATUS

Subject's name is not listed as a Sick Unit in the publicly available BIFR (Board for Industrial & Financial Reconstruction) list as of 08.09.2018.

DISCLAIMER : This Report is **PRIVATE & CONFIDENTIAL** and it is prepared at the request of and for its use by the Subscriber only. The Subscriber shall use the contents of the Report merely as an aid to its business. Mira Inform Private Limited ("MIPL") has collated information/data in the Report, which have not been verified unless otherwise specifically mentioned in the Report. The Subscriber shall independently verify the accuracy and correctness of the information/data before in any way acting upon the same. MIPL shall not be liable for any harm, injury, loss or damage caused to the Subscriber due to default by the Subscriber's debtors/beneficiaries in fulfilling their obligations of any nature whatsoever. This Report or any of its portion shall not be used as a documentary evidence or otherwise before any investigative agencies or forum of law. This Report is confidential and proprietary to MIPL. The Subscriber and/or any other person(s) may not reproduce, publish or disclose any of the contents of the Report to others without the express authorization of MIPL. This Report is prepared and issued to the Subscriber without any risk, responsibility or liability on the part of MIPL or its officials.

IBBI (Insolvency and Bankruptcy Board of India) LISTING STATUS

Subject's name is not listed in the publicly available IBBI (Insolvency and Bankruptcy Board of India) list as of report date.

INFORMATION DENIED

Management Non-Cooperative (Tel No: 91-22-282339673)

LOCATIONS

Registered/ Office :	Corporate	D-90, Okhla Industrial Area, Phase I, New Delhi – 110020, India
Tel. No.:		91-11-26818840/ 8642/ 0242
Fax No.:		91-11-26817225/ 26811959
E-Mail :		info@kei-ind.com cs@kei-ind.com
Website :		www.kei-ind.com
Marketing Office		Nirvan Corporate, 7th Floor, Opposite Aghadi Nagar Pump House, Rajmata Jijabai Road, Andheri (East), Mumbai – 400093, Maharashtra India
Tel. No.:		91-22-28239673/ 28375642
Fax No.:		91-22-28258277
Factory 1:		SP-919-920, 922 RIICO Industrial Area, Phase-III, Bhiwadi, District Alwar-301019, Rajasthan, India
Tel. No.:		91-1493-220106/ 220106
Fax No.:		91-1493-221731
Factory 2:		99/2/7, Madhuban Industrial Estate, Village Rakholi, Silvassa – 396240, Dadra and Nagar Haveli (U.T), India
Tel. No.:		91-260-2644404
Fax No.:		91-260-2645896
Factory 3:		Plot No. A-280-284, RIICO Industrial Area, Chopanki, District Alwar-301019, Rajasthan, India
Factory 4 :		Plot No. SP2-874, RIICO Industrial Area, Pathredi Dist. Alwar -301019, Rajasthan, India
Branch Office 1:		Flat No.: 10, 1st floor, Rams Apartment, New No. 68, (old No. 141), Eldams Road, Teynampet, Chennai – 6000018, Tamilnadu, India
Tel. No.:		91-44-42009120
Fax No.:		91-44-42009130
Branch Office 2:		27/F-1, first floor, Chakarapani Street, Mambalam (West) ,Chennai – 600033, Tamilnadu, India

DISCLAIMER : This Report is **PRIVATE & CONFIDENTIAL** and it is prepared at the request of and for its use by the Subscriber only. The Subscriber shall use the contents of the Report merely as an aid to its business. Mira Inform Private Limited ("MIPL") has collated information/data in the Report, which have not been verified unless otherwise specifically mentioned in the Report. The Subscriber shall independently verify the accuracy and correctness of the information/data before in any way acting upon the same. MIPL shall not be liable for any harm, injury, loss or damage caused to the Subscriber due to default by the Subscriber's debtors/beneficiaries in fulfilling their obligations of any nature whatsoever. This Report or any of its portion shall not be used as a documentary evidence or otherwise before any investigative agencies or forum of law. This Report is confidential and proprietary to MIPL. The Subscriber and/or any other person(s) may not reproduce, publish or disclose any of the contents of the Report to others without the express authorization of MIPL. This Report is prepared and issued to the Subscriber without any risk, responsibility or liability on the part of MIPL or its officials.

Tel. No.:	91-44-24803363
Fax No.:	91-44-24803404
Branch Office 3:	Arihant Benchmark, 4 th Floor, 113-F, Matheshwartola Road Ps. Tiljala, Kolkata – 700046, West Bengal, India
Tel. No.:	91-33-40620820/ 40620822
Fax No.:	91-33-4062032
Branch Office 4 :	101/102, Vastu Shilp, Vastu Enclave, Andheri Pump House, Andheri (East), Mumbai - 400093, Maharashtra, India
Tel. No.:	91-22-2823963/ 28375642
Fax No.:	91-22-28258277
Branch Offices:	<ul style="list-style-type: none"> • Also Located At: • Gurugram • Bareilly • Chandigarh • Lucknow • Dehradun • Panipat • Noida • Bhilai • Rajkot • Aurangabad • Pune • Surat • Goa • Nasik • Vadodara • Nasik • Ahmedabad • Raipur • Kolhapur • Nagpur • Indore • Vapi/Silvassa/Daman • Solapur • Kolkata • Bhubaneshwar • Jamshedpur • Ranchi • Guwahati • Patna • Coimbatore • Bangalore • Vijaywada • Kochi

Company Depots :	Located at: <ul style="list-style-type: none"> • Ahmedabad • Bhubaneshwar • Guwahati • Indore • Jaipur • Kochi • Kolkata • Lucknow • Mohali • Noida • Panchkula • Patna • Pune • Ranchi • Dehradun • Raipur
Marketing Office Overseas :	Located At: <ul style="list-style-type: none"> • Dubai • Singapore • Korea • Nigeria

DIRECTORS

AS ON 31.03.2018

Name :	Mr. Anil Gupta
Designation :	Managing Director
Address :	A-7, Puspanjali Farm Bijwasan, South West, Delhi – 110061, India
Date of Birth/Age :	24.05.1959
Qualification:	B. Com
Date of Appointment :	31.12.1992
Experience :	37 years
DIN No.:	00006422
Name :	Mr. Vijay Bhushan
Designation :	Director
Address :	B - 5 Swasthya Vihar, Delhi – 110092, India
Date of Appointment :	02.08.1994
DIN No.:	00002421
Name :	Mrs. Archana Gupta

DISCLAIMER : This Report is **PRIVATE & CONFIDENTIAL** and it is prepared at the request of and for its use by the Subscriber only. The Subscriber shall use the contents of the Report merely as an aid to its business. Mira Inform Private Limited ("MIPL") has collated information/data in the Report, which have not been verified unless otherwise specifically mentioned in the Report. The Subscriber shall independently verify the accuracy and correctness of the information/data before in any way acting upon the same. MIPL shall not be liable for any harm, injury, loss or damage caused to the Subscriber due to default by the Subscriber's debtors/beneficiaries in fulfilling their obligations of any nature whatsoever. This Report or any of its portion shall not be used as a documentary evidence or otherwise before any investigative agencies or forum of law. This Report is confidential and proprietary to MIPL. The Subscriber and/or any other person(s) may not reproduce, publish or disclose any of the contents of the Report to others without the express authorization of MIPL. This Report is prepared and issued to the Subscriber without any risk, responsibility or liability on the part of MIPL or its officials.

Designation :	Director
Address :	A-7, Puspanjali Farm Bijwasan, South West, Delhi – 110061, India
Date of Birth/Age :	23.07.1961
Qualification:	BA (Hons.)
Date of Appointment :	31.01.2005
DIN No.:	00006459
Name :	Mr. Vikram Bhartia
Designation :	Director
Address :	H-27/222-D, Sainik Farms, New Delhi – 110062, India
Experience :	32 years
Qualification:	B. Tech (Hons)
Date of Appointment :	02.08.1994
DIN No.:	00013654
Name :	Mr. Kishan Gopal Somani
Designation :	Director
Address :	163, Tagore Park, New Delhi – 110009, India
Qualification:	Chartered Accountants
Date of Appointment :	02.08.1994
DIN No.:	00014648
Name :	Mr. Pawan Bholusaria
Designation :	Director
Address :	26/11 Shakti Nagar, New Delhi – 110007, India
Qualification:	Chartered Accountants
Date of Appointment :	23.07.1993
DIN No.:	00092492
Name :	Mr. Rajeev Gupta
Designation :	Director
Address :	D-269, Anand Vihar, Delhi – 110092, India
Date of Birth/Age :	52 Years
Qualification:	B.Com. and a Chartered Accountant.
Experience :	25 years
Date of Appointment :	01.06.2015
PAN No :	AEHPG4730Q
DIN No.:	00128865
Name :	Mr. Akshit Diviaj Gupta
Designation :	Director
Address :	A-7, Puspanjali Farm Bijwasan, South West, Delhi – 110061, India
Date of Appointment :	10.05.2017
DIN No.:	07814690
Name :	Mr. Sadhu Ram Bansal
Designation :	Additional Director

Date of Birth/Age :	03.01.1956
Qualification:	M.A English, CAIIB
Address :	Sec-10 Dwarka, Dwark A Sec-6 So , Delhi- 110075, India
Date of Appointment :	24.01.2018
DIN No.:	06471984

KEY EXECUTIVES

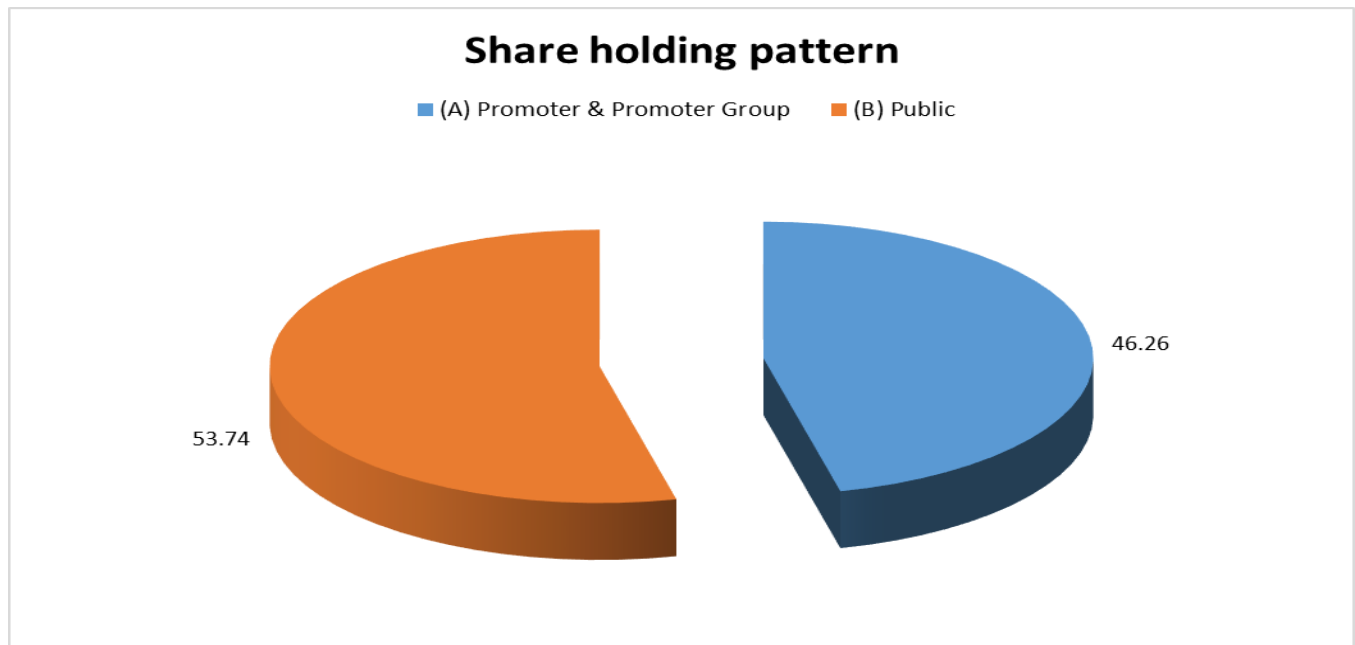
Name :	Mr. Rajeev Gupta
Designation :	Chief Financial Officer
Address :	D-269, Anand Vihar, Delhi – 110092, India
Date of Appointment :	01.10.2014
PAN No.:	AEHPG4730Q
Name :	Mr. Kishore Kunal
Designation :	Company Secretary and Compliance Officer
Address :	172C Pocket F Mayur, Vihar, New Delhi - 110092, India
Date of Appointment :	31.01.2005
PAN No.:	AOSPK2270C
Key Management Personnel :	<ul style="list-style-type: none"> • Mr. Pawan Kumar Aggarwal Executive Director (Projects) • Mr. Manoj Kakkar Executive Director (Sales & Marketing) • Mr. Arvind Shrowty Executive Director (EHV) • Mr. S.L. Kakkar President • Mr. Lalit Sharma COO • Mr. K.C. Sharma Sr. Vice President (Operation-Bhiwadi) • Mr. Manish Mantri Sr. Vice President (EPC) • Mr. Nawal Singh Yadav Vice President (Technical) • Mr. Dilip Barnwal Vice President (Operations-Silvassa) • Mr. N.K. Bajaj Vice President (Sales & Marketing) • Mr. Daya Nand Sharma Vice President (Works) • Mr. M.V. Gananath Vice President (Sales & Marketing) • Mr. Pawan Kumar Jain Vice President (EPC) • Mr. Deepak Manchanda Sr. GM (Business Development) • Mr. Keshav K. Mitra Sr. GM (Marketing) • Mr. Anand Kishore Sr. GM (HR & ADM.) • Mr. Umesh B. Kank Sr. GM (Sales & Marketing) • Mr. Adarsh Kumar Jain Sr. GM (Finance) • Mr. Ashok Kumar Mittal Sr. GM (QA) • Mr. Kunal Gupta Sr. GM (International Business) • Mr. Prasada Rao Rayapati Sr. GM (EPC) • Mr. S.N. Hashmi GM (Commercial) • Mr. Sanjay Mehra GM (Sales & Marketing) • Mr. Anil Kumar J.K. GM (Sales & Marketing) • Mr. Jashobant Singha Ray GM (Sales & Marketing) • Mr. K.M. Prakash GM (Sales & Marketing)

	<ul style="list-style-type: none"> • Mr. Shashikant Sharma GM (EPC) • Mr. K.T. BabuGM (EPC) • Mr. Afzal Ahmad GM (EPC) • Mr. Rajeev Arora GM (EPC) • Mr. Gaurav Sahi Head – Corporate Communications • Mr. S.D. Tamhankar GM (International Business) • Mr. Mukesh Sethi GM (EHV)
--	--

SHAREHOLDING PATTERN

AS ON 30.06.2018

Category of shareholder	No. of fully paid up equity shares held	Shareholding as a % of total no. of shares (calculated as per SCRR, 1957)As a % of
(A) Promoter & Promoter Group	36248466	46.26
(B) Public	42112972	53.74
Grand Total	78361438	100.00



STATEMENT SHOWING SHAREHOLDING PATTERN OF THE PROMOTER AND PROMOTER GROUP

Category of shareholder	Total nos. shares held	Shareholding as a % of total no. of shares (calculated as per SCRR, 1957)As a % of

DISCLAIMER : This Report is **PRIVATE & CONFIDENTIAL** and it is prepared at the request of and for its use by the Subscriber only. The Subscriber shall use the contents of the Report merely as an aid to its business. Mira Inform Private Limited ("MIPL") has collated information/data in the Report, which have not been verified unless otherwise specifically mentioned in the Report. The Subscriber shall independently verify the accuracy and correctness of the information/data before in any way acting upon the same. MIPL shall not be liable for any harm, injury, loss or damage caused to the Subscriber due to default by the Subscriber's debtors/beneficiaries in fulfilling their obligations of any nature whatsoever. This Report or any of its portion shall not be used as a documentary evidence or otherwise before any investigative agencies or forum of law. This Report is confidential and proprietary to MIPL. The Subscriber and/or any other person(s) may not reproduce, publish or disclose any of the contents of the Report to others without the express authorization of MIPL. This Report is prepared and issued to the Subscriber without any risk, responsibility or liability on the part of MIPL or its officials.

A1) Indian		0.00
Individuals/Hindu undivided Family	19168466	24.46
Anil Gupta HUF	4650375	5.93
Archana Gupta	837315	1.07
Anil Gupta	13680776	17.46
Any Other (specify)	17080000	21.80
KEI Cables Private Limited	1575000	2.01
Projection Financial Management Consultants Private Limited	7900000	10.08
Dhan Versha Agency Private Limited	1000000	1.28
Shubh Laxmi Motels and Inns Private Limited	3480000	4.44
Soubhagya Agency Private Limited	3125000	3.99
Sub Total A1	36248466	46.26
A2) Foreign		0.00
A=A1+A2	36248466	46.26

STATEMENT SHOWING SHAREHOLDING PATTERN OF THE PUBLIC SHAREHOLDER

Category & Name of the Shareholders	No. of fully paid up equity shares held	Shareholding % calculated as per SCRR, 1957 As a % of (A+B+C2)
B1) Institutions	0	0.00
Mutual Funds/	9339751	11.92
HDFC Trustee Co Ltd A/C HDFC Retirement Saving Fund-Equity Plan	1266096	1.62
Sundaram Mutual Fund A/C Sundaram Emergi NG Small Cap-Series III	818995	1.05
Franklin Templeton Mutual Fund A/C Franklin Build India Fund (FBIF)	5000000	6.38
Alternate Investment Funds	515139	0.66
Foreign Portfolio Investors	7757812	9.90
Financial Institutions/ Banks	96265	0.12
Any Other (specify)	89843	0.11
Sub Total B1	17798810	22.71
B2) Central Government/ State Government(s)/ President of India	0	0.00
B3) Non-Institutions	0	0.00
Individual share capital upto INR 0.200 Million	11677992	14.90
Individual share capital in excess of INR 0.200 Million	8373349	10.69
Ajay Upadyaya	1000000	1.28
Ashish Kacholia	2491608	3.18
Ashish Agarwal	1327312	1.69
NBFCs registered with RBI	575551	0.73
Any Other (specify)	3687270	4.71
Bodies Corporate	2164097	2.76
NRI/OCB	639777	0.82
Clearing Members	291748	0.37

DISCLAIMER : This Report is **PRIVATE & CONFIDENTIAL** and it is prepared at the request of and for its use by the Subscriber only. The Subscriber shall use the contents of the Report merely as an aid to its business. Mira Inform Private Limited ("MIPL") has collated information/data in the Report, which have not been verified unless otherwise specifically mentioned in the Report. The Subscriber shall independently verify the accuracy and correctness of the information/data before in any way acting upon the same. MIPL shall not be liable for any harm, injury, loss or damage caused to the Subscriber due to default by the Subscriber's debtors/beneficiaries in fulfilling their obligations of any nature whatsoever. This Report or any of its portion shall not be used as a documentary evidence or otherwise before any investigative agencies or forum of law. This Report is confidential and proprietary to MIPL. The Subscriber and/or any other person(s) may not reproduce, publish or disclose any of the contents of the Report to others without the express authorization of MIPL. This Report is prepared and issued to the Subscriber without any risk, responsibility or liability on the part of MIPL or its officials.

Trusts	19043	0.02
Director or Director's Relatives	403210	0.51
Unclaimed or Suspense or Escrow Account	169395	0.22
Sub Total B3	24314162	31.03
B=B1+B2+B3	42112972	53.74

BUSINESS DETAILS

Line of Business :	Subject is engaged in the business of manufacturing, sale and marketing of all range of power cables up to 400kV – Low Tension (LT), High Tension (HT) and Extra High Voltage (EHV), control and instrumentation cables, specialty cables, elastomeric / rubber cables, submersible cables, flexible and house wires, winding wires and also engaged in execution of Engineering, Procurement and Construction (EPC) projects for survey, supply of materials, design, erection, testing & commissioning on a turnkey basis. The Company is manufacturer of Stainless Steel Wire as well. [Registered Activity]	
Products / Services :	NIC Code	Product Description
	27320	Cables
	27320	Winding Wires, Flexible and House Wires
	42202	Turnkey Projects
Brand Names :	Not Available	
Agencies Held :	Not Available	
Exports :	Not Divulged	
Imports :	Not Divulged	
Terms :	Not Divulged	

PRODUCTION STATUS – (NOT AVAILABLE)

GENERAL INFORMATION

Suppliers :	Not Divulged
Customers :	Not Divulged
No. of Employees :	1377(Approximately)
Bankers :	<ul style="list-style-type: none"> • Dena Bank • Punjab National Bank • State Bank of India

DISCLAIMER : This Report is **PRIVATE & CONFIDENTIAL** and it is prepared at the request of and for its use by the Subscriber only. The Subscriber shall use the contents of the Report merely as an aid to its business. Mira Inform Private Limited ("MIPL") has collated information/data in the Report, which have not been verified unless otherwise specifically mentioned in the Report. The Subscriber shall independently verify the accuracy and correctness of the information/data before in any way acting upon the same. MIPL shall not be liable for any harm, injury, loss or damage caused to the Subscriber due to default by the Subscriber's debtors/beneficiaries in fulfilling their obligations of any nature whatsoever. This Report or any of its portion shall not be used as a documentary evidence or otherwise before any investigative agencies or forum of law. This Report is confidential and proprietary to MIPL. The Subscriber and/or any other person(s) may not reproduce, publish or disclose any of the contents of the Report to others without the express authorization of MIPL. This Report is prepared and issued to the Subscriber without any risk, responsibility or liability on the part of MIPL or its officials.

	<ul style="list-style-type: none"> • Kotak Mahindra Bank • ICICI Bank • Indian Overseas Bank • Corporation Bank • IDBI Bank • Bank of India • DCB Bank • The Lakshmi Vilas Bank • United Bank of India • Axis Bank • Bank of Bahrain & Kuwait B.S.C. • Union Bank of India • Bank of Baroda • IDFC Bank 																																							
Facilities :	<table border="1"> <thead> <tr> <th>SECURED LOANS</th> <th>31.03.2018 INR In Million</th> <th>31.03.2017 INR In Million</th> </tr> </thead> <tbody> <tr> <td>LONG TERM BORROWINGS</td> <td></td> <td></td> </tr> <tr> <td>Term Loans</td> <td></td> <td></td> </tr> <tr> <td>From Banks</td> <td>467.390</td> <td>163.640</td> </tr> <tr> <td>Foreign Currency Loans from Banks</td> <td>274.120</td> <td>231.530</td> </tr> <tr> <td>External Commercial Borrowings</td> <td>412.920</td> <td>--</td> </tr> <tr> <td>Term Loans from Non-Banking Financial Company</td> <td>205.770</td> <td>279.610</td> </tr> <tr> <td>Finance Lease Obligations</td> <td>18.260</td> <td>24.920</td> </tr> <tr> <td>SHORT TERM BORROWINGS</td> <td>1378.46</td> <td></td> </tr> <tr> <td>Working Capital Loans from Banks</td> <td>2266.790</td> <td>3489.600</td> </tr> <tr> <td>Buyer's Credit</td> <td>1377.630</td> <td>1401.200</td> </tr> <tr> <td>Factoring Arrangements</td> <td>2185.970</td> <td>1011.210</td> </tr> <tr> <td>Total</td> <td>7208.850</td> <td>6601.710</td> </tr> </tbody> </table>	SECURED LOANS	31.03.2018 INR In Million	31.03.2017 INR In Million	LONG TERM BORROWINGS			Term Loans			From Banks	467.390	163.640	Foreign Currency Loans from Banks	274.120	231.530	External Commercial Borrowings	412.920	--	Term Loans from Non-Banking Financial Company	205.770	279.610	Finance Lease Obligations	18.260	24.920	SHORT TERM BORROWINGS	1378.46		Working Capital Loans from Banks	2266.790	3489.600	Buyer's Credit	1377.630	1401.200	Factoring Arrangements	2185.970	1011.210	Total	7208.850	6601.710
SECURED LOANS	31.03.2018 INR In Million	31.03.2017 INR In Million																																						
LONG TERM BORROWINGS																																								
Term Loans																																								
From Banks	467.390	163.640																																						
Foreign Currency Loans from Banks	274.120	231.530																																						
External Commercial Borrowings	412.920	--																																						
Term Loans from Non-Banking Financial Company	205.770	279.610																																						
Finance Lease Obligations	18.260	24.920																																						
SHORT TERM BORROWINGS	1378.46																																							
Working Capital Loans from Banks	2266.790	3489.600																																						
Buyer's Credit	1377.630	1401.200																																						
Factoring Arrangements	2185.970	1011.210																																						
Total	7208.850	6601.710																																						

Auditors :	
Name :	Pawan Shubham and Company Chartered Accountants
Address :	603,Laxmi Deep Building 9, District Center, Laxmi Nagar, Delhi-110092
Tel. No.:	91-11-45108755
E-Mail :	pawan@pawanshubham.com
Memberships :	Not Available
Collaborators :	Not Available
Subsidiary Company :	KEI Cables Australia PTY Limited (w.e.f. 14.12.2015)
Jointly controlled entity :	Joint Venture KEI Industries Limited, New Delhi and Brugg Kabel A.G. Switzerland, (Association of Persons)

DISCLAIMER : This Report is **PRIVATE & CONFIDENTIAL** and it is prepared at the request of and for its use by the Subscriber only. The Subscriber shall use the contents of the Report merely as an aid to its business. Mira Inform Private Limited ("MIPL") has collated information/data in the Report, which have not been verified unless otherwise specifically mentioned in the Report. The Subscriber shall independently verify the accuracy and correctness of the information/data before in any way acting upon the same. MIPL shall not be liable for any harm, injury, loss or damage caused to the Subscriber due to default by the Subscriber's debtors/beneficiaries in fulfilling their obligations of any nature whatsoever. This Report or any of its portion shall not be used as a documentary evidence or otherwise before any investigative agencies or forum of law. This Report is confidential and proprietary to MIPL. The Subscriber and/or any other person(s) may not reproduce, publish or disclose any of the contents of the Report to others without the express authorization of MIPL. This Report is prepared and issued to the Subscriber without any risk, responsibility or liability on the part of MIPL or its officials.

Other related parties in the group where common control exists :	<ul style="list-style-type: none"> • Anil Gupta (HUF) • Projection Financial and Management Consultants Private Limited • Shubh Laxmi Motels and Inns Private Limited • Soubhagya Agency Private Limited • Dhan Versha Agency Private Limited • KEI Cables Private Limited
Enterprises Over which person mentioned in (v) above are able to exercise significant control and transactions have taken place :	<ul style="list-style-type: none"> • Sunil Gupta (HUF) • Ashwathama Constructions Private Limited

CAPITAL STRUCTURE

AS ON 31.03.2018

Authorised Capital :

No. of Shares	Type	Value	Amount
110000000	Equity Shares	INR 2/- each	INR 220.000 Million
300000	Preference Shares	INR 100/- each	INR 30.000 Million
	Total		INR 250.000 Million

Issued, Subscribed & Paid-up Capital :

No. of Shares	Type	Value	Amount
78361438	Equity Shares	INR 02/- each	INR 156.720 Million

Rights, preferences and restrictions attached to shares:

Equity Shares: The company has issued one class of equity shares having face value of INR 2 per share. Each shareholder is eligible for one vote per share held. The dividend proposed by the Board of Directors is subject to the approval of the shareholders in the ensuing Annual General Meeting, except in case of interim dividend. In the

DISCLAIMER : This Report is **PRIVATE & CONFIDENTIAL** and it is prepared at the request of and for its use by the Subscriber only. The Subscriber shall use the contents of the Report merely as an aid to its business. Mira Inform Private Limited ("MIPL") has collated information/data in the Report, which have not been verified unless otherwise specifically mentioned in the Report. The Subscriber shall independently verify the accuracy and correctness of the information/data before in any way acting upon the same. MIPL shall not be liable for any harm, injury, loss or damage caused to the Subscriber due to default by the Subscriber's debtors/beneficiaries in fulfilling their obligations of any nature whatsoever. This Report or any of its portion shall not be used as a documentary evidence or otherwise before any investigative agencies or forum of law. This Report is confidential and proprietary to MIPL. The Subscriber and/or any other person(s) may not reproduce, publish or disclose any of the contents of the Report to others without the express authorization of MIPL. This Report is prepared and issued to the Subscriber without any risk, responsibility or liability on the part of MIPL or its officials.

event of liquidation, the equity shareholders are eligible to receive the remaining assets of the Company after distribution of all preferential amounts, in proportion to their shareholding.

Reconciliation of Number of Equity Shares:

Particulars	As at 31st March, 2018	
	Nos.	(INR in Millions)
Balance as at the beginning of the year	77797438	155.59
Add: Issued during the Year	564000	1.13
Balance as at the end of the year	78361438	156.72

Equity Shares of face value ` 2/- each issued to eligible employees of the Company under KEI Employees Stock Option Scheme, 2015.

List of Equity Shareholders holding more than 5% of the aggregate Equity Shares:

Name of Shareholder	As at 31st March, 2017	
	Nos.	% age
Mr. Anil Gupta	13680776	17.46 %
M/s Anil Gupta HUF beneficiary Mr. Anil Gupta	4650375	10.08 %
M/s Projection Financial and Management	7900000	5.93 %
Franklin Templeton Mutual Fund A/c Franklin	5220550	6.66 %
IDFC Sterling Equity Fund	910000	1.16 %

Shares reserved for issue under KEI Employees Stock Option Scheme, 2015:

Particulars	As at 31st March, 2017
Options available under ESOS	
Options available at the beginning of the year	1692000
Options granted during the year - 2,252,000 -- Equity Shares issued during the year	
Under KEI ESOS 2015 option Plan: Equity shares of ` 2 each.	564000
Options available at the close of the year	1128000

FINANCIAL DATA
[all figures are INR Million]

ABRIDGED BALANCE SHEET [STANDALONE]

SOURCES OF FUNDS	31.03.2018	31.03.2017	31.03.2016
I. EQUITY AND LIABILITIES			
(1) Shareholders' Funds			
(a) Share Capital	156.720	155.590	154.470
(b) Reserves & Surplus	5888.600	4453.540	3511.770
(c) Money received against share warrants	0.000	0.000	0.000
(2) Share Application money pending allotment	0.000	0.000	0.000
Total Shareholders' Funds (1) + (2)	6045.320	4609.130	3666.240
(3) Non-Current Liabilities			
(a) long-term borrowings	1456.620	763.510	1881.490
(b) Deferred tax liabilities (Net)	398.440	353.180	362.440
(c) Other long term liabilities	0.000	0.000	0.000
(d) long-term provisions	67.210	50.630	40.020
Total Non-current Liabilities (3)	1922.270	1167.320	2283.950
(4) Current Liabilities			
(a) Short term borrowings	6041.690	6159.510	2489.950
(b) Trade payables	6272.000	4805.220	4321.670
(c) Other current liabilities	1773.56	2128.100	1756.690
(d) Short-term provisions	111.290	86.860	110.780
Total Current Liabilities (4)	14198.540	13179.690	8679.090
TOTAL	22166.130	18956.140	14629.280
II. ASSETS			
(1) Non-current assets			
(a) Fixed Assets			
(i) Tangible assets	4039.500	4024.750	3262.200
(ii) Intangible Assets	30.310	27.260	17.170
(iii) Capital work-in-progress	229.810	31.540	293.360
(iv) Intangible assets under development	0.000	0.000	0.000
(b) Non-current Investments	28.300	27.280	31.120
(c) Deferred tax assets (net)	0.000	0.000	0.000
(d) Long-term Loan and Advances	40.670	33.100	222.210
(e) Other Non-current assets	121.390	50.610	0.000
Total Non-Current Assets	4489.980	4194.540	3826.060

DISCLAIMER : This Report is **PRIVATE & CONFIDENTIAL** and it is prepared at the request of and for its use by the Subscriber only. The Subscriber shall use the contents of the Report merely as an aid to its business. Mira Inform Private Limited ("MIPL") has collated information/data in the Report, which have not been verified unless otherwise specifically mentioned in the Report. The Subscriber shall independently verify the accuracy and correctness of the information/data before in any way acting upon the same. MIPL shall not be liable for any harm, injury, loss or damage caused to the Subscriber due to default by the Subscriber's debtors/beneficiaries in fulfilling their obligations of any nature whatsoever. This Report or any of its portion shall not be used as a documentary evidence or otherwise before any investigative agencies or forum of law. This Report is confidential and proprietary to MIPL. The Subscriber and/or any other person(s) may not reproduce, publish or disclose any of the contents of the Report to others without the express authorization of MIPL. This Report is prepared and issued to the Subscriber without any risk, responsibility or liability on the part of MIPL or its officials.

(2) Current assets			
(a) Current investments	0.000	0.000	0.000
(b) Inventories	5555.880	4989.240	4224.680
(c) Trade receivables	10205.860	8245.760	5673.900
(d) Cash and cash equivalents	763.280	333.090	57.670
(e) Short-term loans and advances	13.890	10.100	565.580
(f) Other current assets	1137.240	1183.410	281.390
Total Current Assets	17676.150	14761.600	10803.220
TOTAL	22166.130	18956.140	14629.280

PROFIT & LOSS ACCOUNT [STANDALONE]

	PARTICULARS	31.03.2018	31.03.2017	31.03.2016
	SALES			
	Income	34964.190	28324.250	23,255.800
	Other Income	92.990	100.670	53.480
	TOTAL	35057.180	28424.920	23,309.280
Less	EXPENSES			
	Cost of Materials Consumed	24422.770	18686.700	15,682.120
	Purchases of Stock-in-Trade	14.340	15.960	9.800
	Changes in inventories of finished goods, work-in-progress and Stock-in-Trade	(326.190)	(426.750)	455.340
	Employees benefits expense	1467.920	1117.270	828.370
	Other expenses	4539.660	3621.960	3,262.070
	Sub-Contractor expense for turnkey projects	1085.540	579.290	595.540
	Excise duty	376.200	2039.690	0.000
	TOTAL	31580.240	25634.120	20833.240
	PROFIT/ (LOSS) BEFORE INTEREST, TAX, DEPRECIATION AND AMORTISATION	3476.940	2790.800	2476.040
Less	FINANCIAL EXPENSES	1113.040	1244.250	1269.740
	PROFIT / (LOSS) BEFORE TAX, DEPRECIATION AND AMORTISATION	2363.900	1546.550	1206.300
Less	DEPRECIATION/ AMORTISATION	322.300	284.040	252.860
	PROFIT/ (LOSS) BEFORE TAX	2041.600	1262.510	953.440
Less	TAX	596.040	324.230	331.420

DISCLAIMER : This Report is **PRIVATE & CONFIDENTIAL** and it is prepared at the request of and for its use by the Subscriber only. The Subscriber shall use the contents of the Report merely as an aid to its business. Mira Inform Private Limited ("MIPL") has collated information/data in the Report, which have not been verified unless otherwise specifically mentioned in the Report. The Subscriber shall independently verify the accuracy and correctness of the information/data before in any way acting upon the same. MIPL shall not be liable for any harm, injury, loss or damage caused to the Subscriber due to default by the Subscriber's debtors/beneficiaries in fulfilling their obligations of any nature whatsoever. This Report or any of its portion shall not be used as a documentary evidence or otherwise before any investigative agencies or forum of law. This Report is confidential and proprietary to MIPL. The Subscriber and/or any other person(s) may not reproduce, publish or disclose any of the contents of the Report to others without the express authorization of MIPL. This Report is prepared and issued to the Subscriber without any risk, responsibility or liability on the part of MIPL or its officials.

	PROFIT/ (LOSS) AFTER TAX	1445.560	938.280	622.020
	Earnings / (Loss) Per Share (INR)	18.51	12.10	8.05

CURRENT MATURITIES OF LONG TERM DEBT DETAILS

Particulars	31.03.2018	31.03.2017	31.03.2016
Current Maturities of Long term debt			
From Banks	319.030	306.480	236.050
Foreign Currency Loans from Banks	415.570	--	124.890
External Commercial Borrowings	101.800	--	--
From Others (Non-Banking Financial Company)	74.590	886.300	240.000
Total	910.990	1192.780	600.940
Cash generated from operations	2421.130	15.730	2047.770
Net cash flow from (used in) operations	1893.610	(288.490)	1851.660

QUARTERLY RESULTS

PARTICULARS			30.06.2018 1stQuarter (Unaudited)
Net Sales			8838.960
Total Expenditure			7977.540
PBIDT (Excluding Other Income)			861.420
Other Income			11.350
Operating Profit			872.770
Interest			286.570
Exceptional Items			NA
PBDT			586.20
Depreciation			83.510
Profit Before Tax			502.690
Tax			180.920
Provisions and contingencies			NA
Profit After Tax			321.770
Extraordinary Items			NA
Prior Period Expenses			NA
Other Adjustments			NA
Net Profit			321.770

DISCLAIMER : This Report is **PRIVATE & CONFIDENTIAL** and it is prepared at the request of and for its use by the Subscriber only. The Subscriber shall use the contents of the Report merely as an aid to its business. Mira Inform Private Limited ("MIPL") has collated information/data in the Report, which have not been verified unless otherwise specifically mentioned in the Report. The Subscriber shall independently verify the accuracy and correctness of the information/data before in any way acting upon the same. MIPL shall not be liable for any harm, injury, loss or damage caused to the Subscriber due to default by the Subscriber's debtors/beneficiaries in fulfilling their obligations of any nature whatsoever. This Report or any of its portion shall not be used as a documentary evidence or otherwise before any investigative agencies or forum of law. This Report is confidential and proprietary to MIPL. The Subscriber and/or any other person(s) may not reproduce, publish or disclose any of the contents of the Report to others without the express authorization of MIPL. This Report is prepared and issued to the Subscriber without any risk, responsibility or liability on the part of MIPL or its officials.

KEY RATIOS

EFFICIENCY RATIOS

PARTICULARS	31.03.2018	31.03.2017	31.03.2016
Average Collection Days (Sundry Debtors / Income * 365 Days)	106.54	106.26	89.05
Account Receivables Turnover (Income / Sundry Debtors)	3.43	3.44	4.10
Average Payment Days (Sundry Creditors / Purchases * 365 Days)	93.68	93.78	100.52
Inventory Turnover (Operating Income / Inventories)	5.68	5.14	4.93
Asset Turnover (Operating Income / Net Fixed Assets)	7.34	6.28	5.83

LEVERAGE RATIOS

PARTICULARS	31.03.2018	31.03.2017	31.03.2016
Debt Ratio (Borrowing + Current Liabilities) / Total Assets	0.71	0.74	0.72
Debt Equity Ratio (Total Liability / Networth)	1.24	1.50	1.19
Current Liabilities to Networth (Current Liabilities / Net Worth)	2.35	2.86	2.37
Fixed Assets to Networth (Net Fixed Assets / Networth)	0.71	0.89	0.97
Interest Coverage Ratio (PBIT / Financial Charges)	9.08	9.19	8.41

PROFITABILITY RATIOS

PARTICULARS		31.03.2018	31.03.2017	31.03.2016
Net Profit Margin [(PAT / Sales) * 100]	%	1.70	1.14	1.43
Return on Total Assets [(PAT / Total Assets) * 100]	%	2.69	1.71	2.27

DISCLAIMER : This Report is **PRIVATE & CONFIDENTIAL** and it is prepared at the request of and for its use by the Subscriber only. The Subscriber shall use the contents of the Report merely as an aid to its business. Mira Inform Private Limited ("MIPL") has collated information/data in the Report, which have not been verified unless otherwise specifically mentioned in the Report. The Subscriber shall independently verify the accuracy and correctness of the information/data before in any way acting upon the same. MIPL shall not be liable for any harm, injury, loss or damage caused to the Subscriber due to default by the Subscriber's debtors/beneficiaries in fulfilling their obligations of any nature whatsoever. This Report or any of its portion shall not be used as a documentary evidence or otherwise before any investigative agencies or forum of law. This Report is confidential and proprietary to MIPL. The Subscriber and/or any other person(s) may not reproduce, publish or disclose any of the contents of the Report to others without the express authorization of MIPL. This Report is prepared and issued to the Subscriber without any risk, responsibility or liability on the part of MIPL or its officials.

Return on Investment (ROI) ((PAT / Networth) * 100)	%	9.86	7.03	9.04
--	---	------	------	------

SOLVENCY RATIOS

PARTICULARS	31.03.2018	31.03.2017	31.03.2016
Current Ratio (Current Assets / Current Liabilities)	1.24	1.12	1.24
Quick Ratio ((Current Assets – Inventories) / Current Liabilities)	0.85	0.74	0.76
G-Score Ratio Financial (Networth / Total Assets)	0.27	0.24	0.25
G-Score Ratio Debt (Debts / Equity Capital)	47.85	44.50	28.30
G-Score Ratio Liquidity (Total Current Assets / Total Current Liabilities)	1.24	1.12	1.24

Total Liability = Short-term Debt + Long-term Debt + Current Maturities of Long-term debts

STOCK PRICES

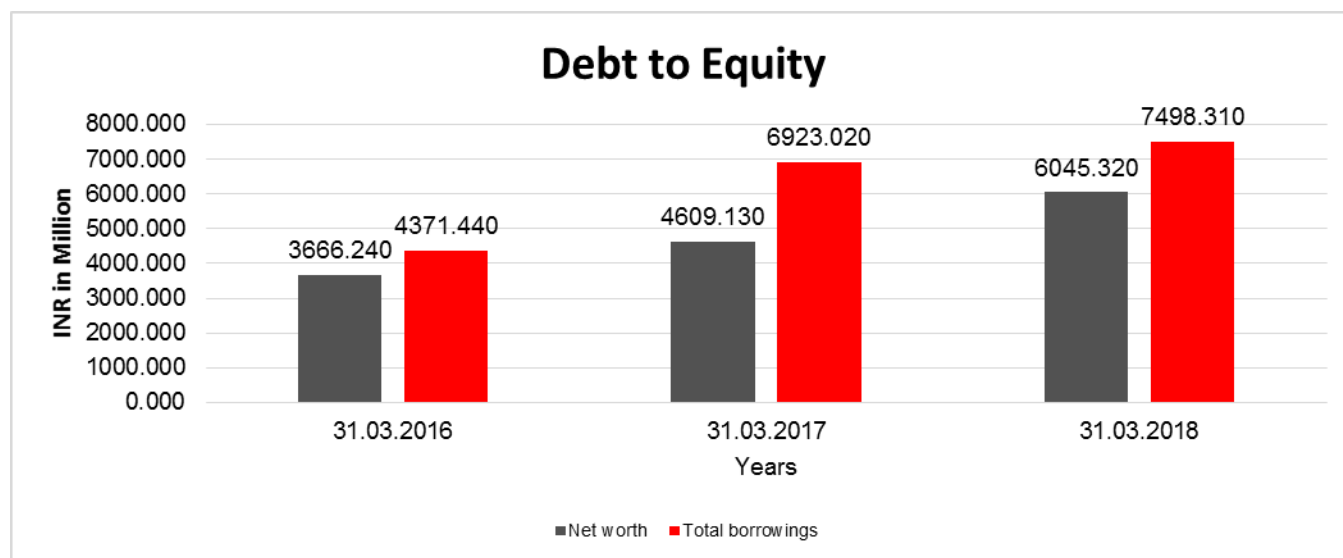
Face Value	INR 2.00/-
Market Value	INR 418.00/-

DISCLAIMER : This Report is **PRIVATE & CONFIDENTIAL** and it is prepared at the request of and for its use by the Subscriber only. The Subscriber shall use the contents of the Report merely as an aid to its business. Mira Inform Private Limited ("MIPL") has collated information/data in the Report, which have not been verified unless otherwise specifically mentioned in the Report. The Subscriber shall independently verify the accuracy and correctness of the information/data before in any way acting upon the same. MIPL shall not be liable for any harm, injury, loss or damage caused to the Subscriber due to default by the Subscriber's debtors/beneficiaries in fulfilling their obligations of any nature whatsoever. This Report or any of its portion shall not be used as a documentary evidence or otherwise before any investigative agencies or forum of law. This Report is confidential and proprietary to MIPL. The Subscriber and/or any other person(s) may not reproduce, publish or disclose any of the contents of the Report to others without the express authorization of MIPL. This Report is prepared and issued to the Subscriber without any risk, responsibility or liability on the part of MIPL or its officials.

FINANCIAL ANALYSIS
[all figures are INR Million]

DEBT EQUITY RATIO

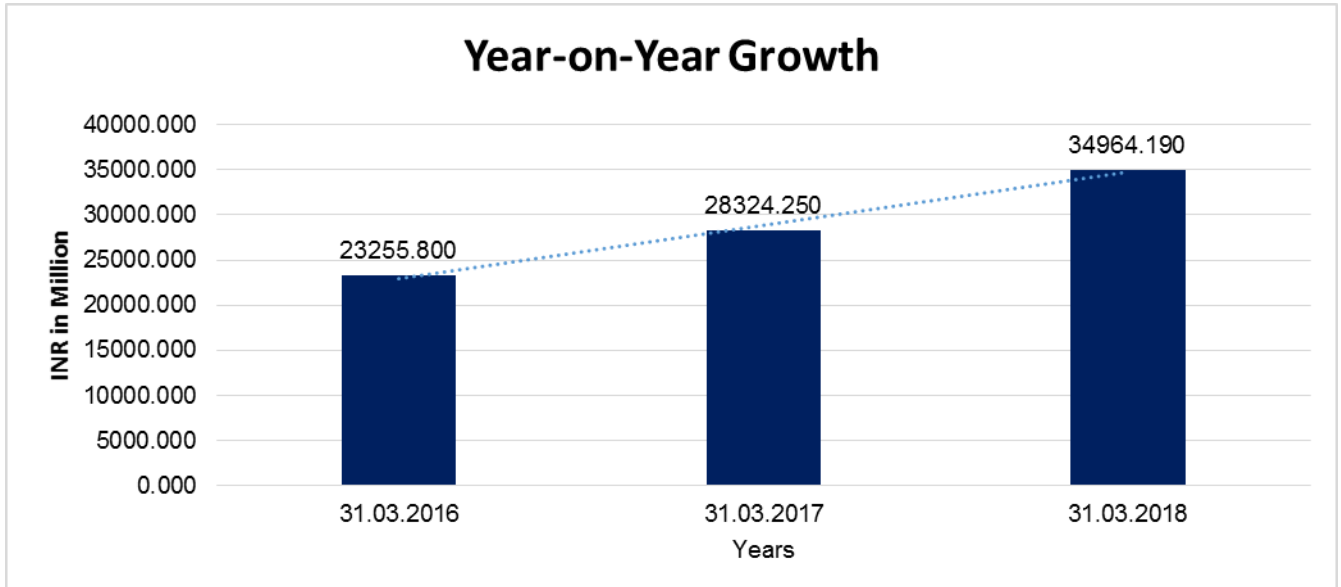
Particular	31.03.2016	31.03.2017	31.03.2018
	INR In Million	INR In Million	INR In Million
Share Capital	154.470	155.590	156.720
Reserves & Surplus	3511.770	4453.540	5888.600
Net worth	3666.240	4609.130	6045.320
long-term borrowings	1881.490	763.510	1456.620
Short term borrowings	2489.950	6159.510	6041.690
Total borrowings	4371.440	6923.020	7498.310
Debt/Equity ratio	1.192	1.502	1.240



YEAR-ON-YEAR GROWTH

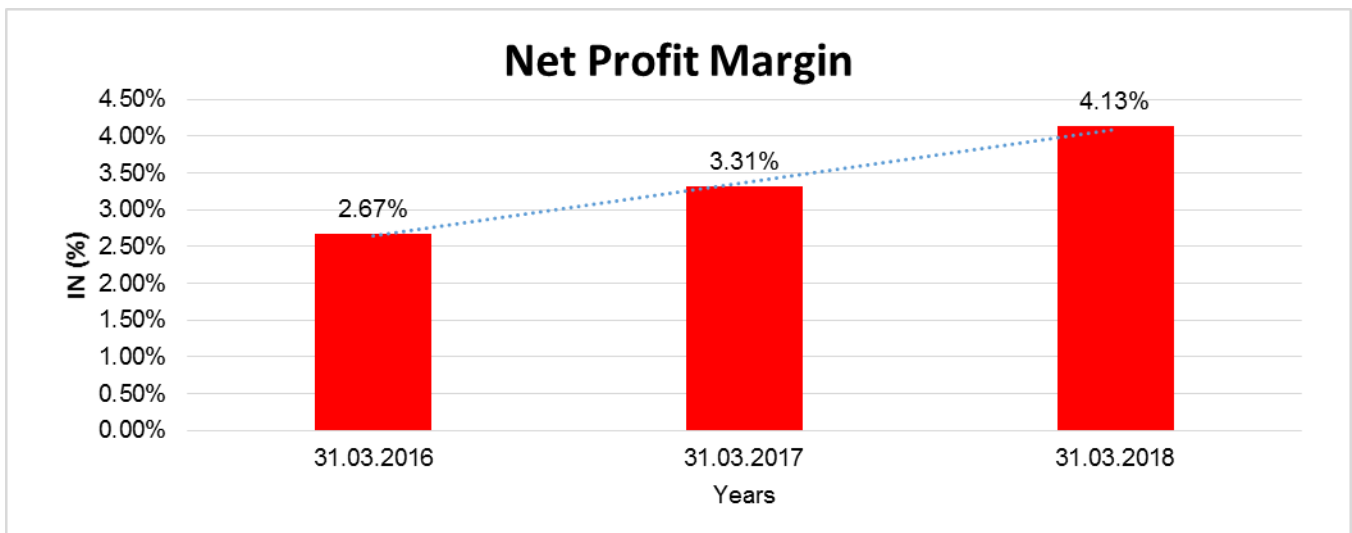
Year on Year Growth	31.03.2016	31.03.2017	31.03.2018
	INR In Million	INR In Million	INR In Million
Sales	23255.800	28324.250	34964.190
		21.794	23.443

DISCLAIMER : This Report is **PRIVATE & CONFIDENTIAL** and it is prepared at the request of and for its use by the Subscriber only. The Subscriber shall use the contents of the Report merely as an aid to its business. Mira Inform Private Limited ("MIPL") has collated information/data in the Report, which have not been verified unless otherwise specifically mentioned in the Report. The Subscriber shall independently verify the accuracy and correctness of the information/data before in any way acting upon the same. MIPL shall not be liable for any harm, injury, loss or damage caused to the Subscriber due to default by the Subscriber's debtors/beneficiaries in fulfilling their obligations of any nature whatsoever. This Report or any of its portion shall not be used as a documentary evidence or otherwise before any investigative agencies or forum of law. This Report is confidential and proprietary to MIPL. The Subscriber and/or any other person(s) may not reproduce, publish or disclose any of the contents of the Report to others without the express authorization of MIPL. This Report is prepared and issued to the Subscriber without any risk, responsibility or liability on the part of MIPL or its officials.



NET PROFIT MARGIN

Net Profit Margin	31.03.2016	31.03.2017	31.03.2018
	INR In Million	INR In Million	INR In Million
Sales	23255.800	28324.250	34964.190
Profit	622.020	938.280	1445.560
	2.67%	3.31%	4.13%



DISCLAIMER : This Report is **PRIVATE & CONFIDENTIAL** and it is prepared at the request of and for its use by the Subscriber only. The Subscriber shall use the contents of the Report merely as an aid to its business. Mira Inform Private Limited ("MIPL") has collated information/data in the Report, which have not been verified unless otherwise specifically mentioned in the Report. The Subscriber shall independently verify the accuracy and correctness of the information/data before in any way acting upon the same. MIPL shall not be liable for any harm, injury, loss or damage caused to the Subscriber due to default by the Subscriber's debtors/beneficiaries in fulfilling their obligations of any nature whatsoever. This Report or any of its portion shall not be used as a documentary evidence or otherwise before any investigative agencies or forum of law. This Report is confidential and proprietary to MIPL. The Subscriber and/or any other person(s) may not reproduce, publish or disclose any of the contents of the Report to others without the express authorization of MIPL. This Report is prepared and issued to the Subscriber without any risk, responsibility or liability on the part of MIPL or its officials.

ABRIDGED BALANCE SHEET [CONSOLIDATED]

SOURCES OF FUNDS	31.03.2018	31.03.2017
I. EQUITY AND LIABILITIES		
(1) Shareholders' Funds		
(a) Share Capital	156.720	155.590
(b) Reserves & Surplus	5890.230	4455.190
(c) Money received against share warrants	0.000	0.000
(2) Share Application money pending allotment	0.000	0.000
Total Shareholders' Funds (1) + (2)	6046.950	4610.780
(3) Non-Current Liabilities		
(a) long-term borrowings	1456.620	763.510
(b) Deferred tax liabilities (Net)	397.200	353.180
(c) Other long term liabilities	0.000	0.000
(d) long-term provisions	67.210	50.630
Total Non-current Liabilities (3)	1921.030	1167.320
(4) Current Liabilities		
(a) Short term borrowings	6041.590	6159.510
(b) Trade payables	6284.660	4805.420
(c) Other current liabilities	1793.380	2128.100
(d) Short-term provisions	111.290	86.860
Total Current Liabilities (4)	14231.020	13179.890
TOTAL	22199.000	18957.990
II. ASSETS		
(1) Non-current assets		
(a) Fixed Assets		
(i) Tangible assets	4039.500	4024.750
(ii) Intangible Assets	30.510	27.260
(iii) Capital work-in-progress	229.810	31.540
(iv) Intangible assets under development	0.000	0.000
(b) Non-current Investments	29.990	29.130
(c) Deferred tax assets (net)	0.000	0.000
(d) Long-term Loan and Advances	40.670	33.100
(e) Other Non-current assets	121.590	50.610
Total Non-Current Assets	4491.670	4196.390
(2) Current assets		
(a) Current investments	0.000	0.000
(b) Inventories	5555.880	4989.240
(c) Trade receivables	10228.400	8245.760

DISCLAIMER : This Report is **PRIVATE & CONFIDENTIAL** and it is prepared at the request of and for its use by the Subscriber only. The Subscriber shall use the contents of the Report merely as an aid to its business. Mira Inform Private Limited ("MIPL") has collated information/data in the Report, which have not been verified unless otherwise specifically mentioned in the Report. The Subscriber shall independently verify the accuracy and correctness of the information/data before in any way acting upon the same. MIPL shall not be liable for any harm, injury, loss or damage caused to the Subscriber due to default by the Subscriber's debtors/beneficiaries in fulfilling their obligations of any nature whatsoever. This Report or any of its portion shall not be used as a documentary evidence or otherwise before any investigative agencies or forum of law. This Report is confidential and proprietary to MIPL. The Subscriber and/or any other person(s) may not reproduce, publish or disclose any of the contents of the Report to others without the express authorization of MIPL. This Report is prepared and issued to the Subscriber without any risk, responsibility or liability on the part of MIPL or its officials.

(d) Cash and cash equivalents	771.610	333.090
(e) Short-term loans and advances	13.890	10.100
(f) Other current assets	1137.550	1183.410
Total Current Assets	17707.330	14761.600
TOTAL	22199.000	18957.990

PROFIT & LOSS ACCOUNT [CONSOLIDATED]

	PARTICULARS	31.03.2018	31.03.2017
	SALES		
	Income	35031.190	28324.25
	Other Income	92.990	100.67
	TOTAL	35124.180	28424.920
Less	EXPENSES		
	Cost of Materials Consumed	24422.770	18686.7
	Purchases of Stock-in-Trade	15.120	15.96
	Changes in inventories of finished goods, work-in-progress and Stock-in-Trade	(326.190)	(426.750)
	Employees benefits expense	1467.920	1117.270
	Sub-Contractor expense for turnkey projects	1085.554	579.290
	Other expenses	4596.900	3622.120
	Excise duty	376.200	2039.690
	Share of profit / (loss) of joint venture (net of tax)	0.15	1.670
	TOTAL	31638.120	25635.950
	PROFIT/ (LOSS) BEFORE INTEREST, TAX, DEPRECIATION AND AMORTISATION	348.060	2788.970
Less	FINANCIAL EXPENSES	1118.690	1244.250
	PROFIT / (LOSS) BEFORE TAX, DEPRECIATION AND AMORTISATION	2367.370	1544.720
Less	DEPRECIATION/ AMORTISATION	322.300	284.040
	PROFIT/ (LOSS) BEFORE TAX	2044.780	1260.680
Less	TAX	596.960	324.230
	PROFIT/ (LOSS) AFTER TAX	1447.820	936.450
	Earnings / (Loss) Per Share (INR)		
	Basic	18.54	12.68

DISCLAIMER : This Report is **PRIVATE & CONFIDENTIAL** and it is prepared at the request of and for its use by the Subscriber only. The Subscriber shall use the contents of the Report merely as an aid to its business. Mira Inform Private Limited ("MIPL") has collated information/data in the Report, which have not been verified unless otherwise specifically mentioned in the Report. The Subscriber shall independently verify the accuracy and correctness of the information/data before in any way acting upon the same. MIPL shall not be liable for any harm, injury, loss or damage caused to the Subscriber due to default by the Subscriber's debtors/beneficiaries in fulfilling their obligations of any nature whatsoever. This Report or any of its portion shall not be used as a documentary evidence or otherwise before any investigative agencies or forum of law. This Report is confidential and proprietary to MIPL. The Subscriber and/or any other person(s) may not reproduce, publish or disclose any of the contents of the Report to others without the express authorization of MIPL. This Report is prepared and issued to the Subscriber without any risk, responsibility or liability on the part of MIPL or its officials.

	Diluted	18.21	12.37
--	----------------	--------------	--------------

LOCAL AGENCY FURTHER INFORMATION

Sr. No.	Check list by info agents	Available in Report (Yes/No)
1	Year of establishment	Yes
2	Constitution of the entity -Incorporation details	Yes
3	Locality of the entity	Yes
4	Premises details	No
5	Buyer visit details	--
6	Contact numbers	Yes
7	Name of the person contacted	Yes
8	Designation of contact person	Yes
9	Promoter's background	Yes
10	Date of Birth of Proprietor / Partners / Directors	Yes
11	Pan Card No. of Proprietor / Partners	No
12	Voter Id Card No. of Proprietor / Partners	No
13	Type of business	Yes
14	Line of Business	Yes
15	Export/import details (if applicable)	No
16	No. of employees	Yes
17	Details of sister concerns	Yes
18	Major suppliers	No
19	Major customers	No
20	Banking Details	Yes
21	Banking facility details	Yes
22	Conduct of the banking account	--
23	Financials, if provided	Yes
24	Capital in the business	Yes
25	Last accounts filed at ROC, if applicable	Yes
26	Turnover of firm for last three years	Yes
27	Reasons for variation <> 20%	--
28	Estimation for coming financial year	No
29	Profitability for last three years	Yes
30	Major shareholders, if available	Yes
31	External Agency Rating, if available	Yes
32	Litigations that the firm/promoter involved in	--
33	Market information	--
34	Payments terms	No
35	Negative Reporting by Auditors in the Annual Report	No

DISCLAIMER : This Report is **PRIVATE & CONFIDENTIAL** and it is prepared at the request of and for its use by the Subscriber only. The Subscriber shall use the contents of the Report merely as an aid to its business. Mira Inform Private Limited ("MIPL") has collated information/data in the Report, which have not been verified unless otherwise specifically mentioned in the Report. The Subscriber shall independently verify the accuracy and correctness of the information/data before in any way acting upon the same. MIPL shall not be liable for any harm, injury, loss or damage caused to the Subscriber due to default by the Subscriber's debtors/beneficiaries in fulfilling their obligations of any nature whatsoever. This Report or any of its portion shall not be used as a documentary evidence or otherwise before any investigative agencies or forum of law. This Report is confidential and proprietary to MIPL. The Subscriber and/or any other person(s) may not reproduce, publish or disclose any of the contents of the Report to others without the express authorization of MIPL. This Report is prepared and issued to the Subscriber without any risk, responsibility or liability on the part of MIPL or its officials.

COMPANY OVERVIEW

KEI Industries Ltd (hereinafter referred to as "KEI" or "the Company") is a public limited Company incorporated under the provisions of the Companies Act, 1956 having registered office at D-90, Okhla Industrial Area, Phase-I, New Delhi-110020. It was established as a partnership firm "Krishna Electrical Industries" in the year 1968. The firm was later converted into Limited Company on 31st December, 1992. The Company is listed at National Stock Exchange of India Ltd (NSE), BSE Ltd (BSE) and The Calcutta Stock Exchange Ltd. Company has four manufacturing facilities / plants located at Bhiwadi, Chopanki & Pathredi in Rajasthan and Silvassa in Dadra & Nagar Haveli. The Company is engaged in the business of manufacturing, sale and marketing of all range of power cables up to 400kV – Low Tension (LT), High Tension (HT) and Extra High Voltage (EHV), control and instrumentation cables, specialty cables, elastomeric / rubber cables, submersible cables, flexible and house wires, winding wires which address the cabling requirements of a wide spectrum of sectors such as power, oil refineries, railways, automobiles, cement, steel, fertilizers, textile and real estate, amongst others. The Company is also engaged in execution of Engineering, Procurement and Construction (EPC) projects for survey, supply of materials, design, erection, testing & commissioning on a turnkey basis. The Company is manufacturer of Stainless Steel Wire as well. The Company has three major segments cables & wires, turnkey projects and stainless steel wire.

ECONOMIC OVERVIEW

World Economy

The global economy witnessed a significant rebound in global trade, primarily driven by investment recovery in advanced economies, continued strong growth in emerging Asia, a notable upswing in emerging Europe and signs of recovery in several commodity exporters. Resultantly, the world economy registered a growth of 3.8% in 2017, the strongest since 2011. Two-thirds of the countries accounting for about three-fourths of global output experienced a faster growth in 2017 than in the previous year. The upsurge in global trade was mainly pronounced in Emerging Market and Developing Economies (EMDEs) (with trade growth rising from 2.2% in 2016 to 6.4% in 2017), reflecting higher investments in stressed commodity exporters as well as investment recovery in advanced economies.

Across EMDEs, growth was driven by acceleration in private consumption and higher fixed investment growth. Moreover, firming activity in commodity exporters and continued growth in commodity importers led to a 4.8% growth across EMDEs in 2017. Emerging economies in Asia further strengthened owing to vibrant manufacturing activities and surging trade flows during the year. Furthermore, IMF has forecasted the EMDEs to grow by 4.9% in 2018.

Advanced Economies recorded a 2.3% growth in 2017, led by stronger investments, accommodative monetary policies, reviving financial health and turnaround of inventories. Broad-based revisions, reflecting strengthening economic prospects for the Euro area and Japan and spillover effects of expansionary fiscal policy in the U.S. are expected to buoy the Advanced Economies, pegging growth at 2.5% in 2018.

Moving ahead, favourable market sentiments, accommodative financial conditions, expansionary fiscal policy in the U.S. and partial recovery in commodity prices are expected to trigger global economy, with a forecast to grow by 3.9% in both 2018 and 2019. (Source: IMF World Economic Outlook, April 2018)

Indian Economy

The year 2017 observed some major structural reforms with an aim to strengthen Indian economic growth. The economy, in early 2017 suffered a setback due to the short-term challenges faced by the implementation of demonetisation and Goods & Services Tax (GST) leading to a GDP growth of 6.7% in FY 2017-18. However, the economy started recovering as 2018 set in. Resultantly, the GDP reached an impressive 7.7% in the fourth quarter of FY 2017-18.

According to Central Statistics Office (CSO) and International Monetary Fund (IMF), India's position as one of the fastest growing economies in the world continues to be led by strong democracy and partnerships. India's Index of Industrial Production (IIP) grew by 7.5% in January 2018 while retail inflation stood at 4.4% in February 2018. The upgradation of India's credit rating to Baa2 by Moody's Investor Services, jump in World Bank's Ease of Doing Business Report by 30 ranks to reach the 100th position, rapid increase in Nikkei India manufacturing Purchasing Managers' Index (PMI) to reach 54.7 in December 2017 and other factors contribute to the growth trajectory of the Indian economy.

Implementation of GST was a revolutionary move adopted by the Government, primarily to overcome the multiple taxation structure by rolling out a unified tax reform. The initial phase of GST witnessed various regulatory issues by small and medium businesses. With more clarity and stability in the laws and regulations, GST is expected to enhance productivity, stimulate corporate investments and benefit the economy in the long run. Additionally, appropriate measures undertaken to resolve Non- Performing Assets (NPA) related problems, further liberalisation of FDI, implementation of RERA, recovery in investment levels are all improving the country's economic performance. Favourable indicators such as moderate inflation levels, smoother implementation of GST regime, on-going structural reforms and growth of the industrial sector are all expected to stimulate India's growth potential. On the back of initiatives such as Make in India, Digital India, Skill India etc., the government has envisaged plans to boost the manufacturing sector, improve digital infrastructure and spur development of the economy. Organisation for Economic Co-operation and Development (OECD) has forecasted the country's GDP at 7.4% in FY 2018-19 and 7.5% in FY 2019-20. The IMF is even more bullish on Indian economy, speculating the country's GDP at 7.4% in FY 2018-19 and 7.8% in FY 2019-20 in its World Economic Outlook Report.

INFRASTRUCTURE AND POWER SECTOR SCENARIO

Infrastructure is one of the key growth drivers of the Indian economy and has received significant push from the Government of India. Infrastructure sector includes power, bridges, dams, roads and urban infrastructure development. According to the Department of Industrial Policy and Promotion, the construction development sector witnessed Foreign Direct Investment (FDI) worth USD 24.67 billion from April 2000 to December 2017. Moreover, a massive investment of USD 92.22 billion was allocated to the sector in the Union Budget 2018-19. Indian infrastructure space is emerging to be of notable interest to international investors and requires an investment worth ` 50 trillion (USD 777.73 billion) by 2022 to boost the economic development of the country. Some significant investments in the sector include:

1. CY 2017 witnessed 91 M&A deals worth USD 5.4 billion in Indian infrastructural sector.
2. Private equity and venture capital investments in the infrastructure sector reached USD 3.3 billion with 25 deals during January-May 2018.

Outlook

The energy demand in India is likely to accentuate in the years to come on the back of sustained economic growth, rising urbanisation and per capita energy consumption. By 2040, India's energy consumption is expected to grow at the fastest pace among all major economies of the world at 4.2% p.a. The robust demand is likely to bolster renewable energy development in the near future.

The outlook for the country's renewable energy sector, powered by the solar and wind sector is positive as per India Ratings. Growth in renewable power is being driven by numerous incentives to local solar panel manufacturers, exploring windsolar hybrid projects, offshore wind projects, etc. To boost the growth of hydro projects in the country, a New Hydropower Policy for 2018-28 has been formulated. Besides this, the Ministry of New and Renewable Energy is considering providing custom and excise duty benefits to the solar rooftop sectors, thereby lowering the cost of setting as well as generating power. Additionally, renewable energy has the potential to create significant employment opportunities in the country. The Government of India, in its submission to the United Nations Framework Convention on Climate Change has speculated that India will attain 40% cumulative electric power capacity from non-fossil fuel based energy resources by 2030.

Over the past decade, the cables and wires industry has evolved from a small to a large-scale industry. The Government's focus on Power for All, rural electrification, improving infrastructure, robust spur in the number of households, improved life-styles and new opportunities are propelling the demand of domestic cables/wires and electrical items. Over the past decade, the cables and wires industry has evolved from a small to a large-scale industry. The Government's focus on Power for All, rural electrification, improving infrastructure, robust spur in the number of households, improved life-styles and new opportunities are propelling the demand of domestic cables/wires and electrical items. Evidently, this segment has grown exponentially by Evidently, this segment has grown exponentially by 13% over the past 5 years, with an expectation to clock a momentous 14.5% growth over FY 2017-22. The organised sector accounts for 60% share of the cables and wires industry. This is expected to grow significantly and reach 66% by FY 2021-22.

BUSINESS OVERVIEW

During the year under review, the Company's gross revenue stood at INR 34964.200 Million, registering a growth of 23.44% from INR 2,8324.300 Million recorded in FY 2016-17. The Company's net profit grew by 54% and reached INR 1445.6 Million during FY 2017-18.

The Company continued to maintain a robust topline growth led by a healthy execution in its EPC division and strong retail sales. In the domestic market, the Company continued its thrust to expand its network across the country and managed to increase the dealer base. Strong performance of EPC and EHV divisions, exports, expanding dealer network, brand promotions to drive retail sales, strong order book are the factors having contributed to the strong revenue growth of the Company.

KEI witnessed 18% volume growth in Cable division during FY 2017-18. The Company's cable division clocked an impressive revenue of ` 2,648 Crores as against INR 2116 Million achieved last year, reflecting a growth of 25.15%. Within the cable division, the revenue of EHV segment increased from INR 102 Crores to INR 168 Million. The new capacity of EHV cables production line commissioned at Chopanki unit with a capability of upto 400 kV and a healthy order book is stimulating the revenue growth in this segment. The sales of LT and HT cables together accounted for INR 1916 Million in FY 2017-18 i.e. a growth of 20.81% over last year. To keep up with the rising demand, the Company commissioned an LT cable expansion facility at Pathredi near the Chopanki unit entailing an investment of approximately INR 50 Million. This massive power project has the potential to generate revenue of approximately INR 300 Crores per year at full utilisation. Besides, the Company is also undertaking 2nd phase of expansion for HT cables at Pathredi unit which could enhance the annual capacity by approximately INR 200 Million. Furthermore, the EPC segment saw an increase in revenue from INR 423 Million to INR 654 Million in FY 2017-18. This was led by an increased focus on execution of its strong order book.

Transmission and distribution sectors continue to remain the major growth drivers of the Company aided by Government thrust on renewable energy and rural electrification. KEI is expected to benefit due to higher demand

from transmission and distribution companies. With over 92% of the power consumption states adopting Ujwal Discom Assurance Yojana (UDAY), state Distribution companies are expected to improve their T&D infrastructure through renewed capex, thereby benefitting KEI. EHV division has benefitted profusely from these developments and is expected to continue delivering commendable performance in the coming years.

Going forward, driven by these initiatives, the Company expects the Cable division to grow by 18- 20% in terms of volume by FY 2018-19. Moreover, the Company holds immense potential to cater to the rising demand through its well-equipped and enhanced capacities.

UNSECURED LOANS:

Unsecured Loan	31.03.2018 INR In Million	31.03.2017 INR In Million
LONG-TERM BORROWINGS		
Loan from Related Parties	--	3.000
Deposits from Related Parties	29.350	7.820
Public Deposits	48.810	52.990
SHORT-TERM BORROWINGS		
Loans and Advances from Related Parties		
Loan from Related Parties	205.000	250.000
Inter Corporate Deposits	0.800	0.800
Deposits from Others		
Inter Corporate Deposits	5.500	5.500
Public Deposits	--	1.200
Total	289.460	321.310

INDEX OF CHARGE:

SN o	SRN	Charge Id	Charge Holder Name	Date of Creation	Date of Modification	Date of Satisfaction	Amount	Address
1	G89315543	100182073	State Bank of India	29/05/2018	-	-	542560000.0	Overseas Branch, 9th Floor, Jawahar Vyapar Bhawan 1, Tolstoy Marg, New Delhi DL110001IN
2	G88116231	100179002	KOTAK MAHINDRA BANK LIMITED	22/05/2018	-	-	400000000.0	Kotak Aerocity, IBIS Commercial Block Asset Area 9, Hospitality Dist, Delhi Aerocity New Delhi DL110037IN
3	G89042246	100181404	Union Bank of India	21/03/2018	-	-	900000000.0	Connaught Place Branch 14/15-F, Connaught Place New Delhi DL110001IN
4	G91357	100185	BANK	21/03/2018	-	-	1500000000.0	PARLIAMENT STREET

DISCLAIMER : This Report is **PRIVATE & CONFIDENTIAL** and it is prepared at the request of and for its use by the Subscriber only. The Subscriber shall use the contents of the Report merely as an aid to its business. Mira Inform Private Limited ("MIPL") has collated information/data in the Report, which have not been verified unless otherwise specifically mentioned in the Report. The Subscriber shall independently verify the accuracy and correctness of the information/data before in any way acting upon the same. MIPL shall not be liable for any harm, injury, loss or damage caused to the Subscriber due to default by the Subscriber's debtors/beneficiaries in fulfilling their obligations of any nature whatsoever. This Report or any of its portion shall not be used as a documentary evidence or otherwise before any investigative agencies or forum of law. This Report is confidential and proprietary to MIPL. The Subscriber and/or any other person(s) may not reproduce, publish or disclose any of the contents of the Report to others without the express authorization of MIPL. This Report is prepared and issued to the Subscriber without any risk, responsibility or liability on the part of MIPL or its officials.

	046	968	OF BAROD A	018				BRANCH, BANK OF BARODA BUILDINGGROUND FLOOR, 16 SANSAD MARG,NEW DELHIDL110001IN
5	G75494 922	100151 127	DENA BANK	21/11/2 017	-	-	1744000.0	35-36, Aggarwal Bhawan,Nehru PlaceDelhiDL110020IN
6	G79625 844	100122 577	IDFC BANK LIMITE D	08/09/2 017	30/12 /2017	-	450000000.0	KRM Tower, 7th Floor, No. 1,Harrington Road, Chetpet,ChennaiTa600031IN
7	G74759 648	100098 249	THE SOUTH INDIAN BANK LIMITE D	21/04/2 017	29/12 /2017	-	500000000.0	NEW DELHI CORPORATE BRANCH, A/301, 3RD FLOOR,STATESMAN HOUSE, 148, BARAKHAMBA ROADDELHIDL110001IN
8	G79840 930	100111 181	INDUSI ND BANK LTD.	09/02/2 017	30/12 /2017	-	250000000.0	2401 GEN THIMMAYYA ROADCONTONMENTPUNE Ma411001IN
9	G77495 315	100067 513	BAJAJ FINANC E LIMITE D	02/12/2 016	29/12 /2017	-	300000000.0	PUNE ROAD,AKURDIPUNEMa411 035IN
10	G37711 678	100081 621	DENA BANK	31/08/2 016	-	-	712000.0	35-36, Aggarwal Bhavan,Nehru PlaceDelhiDL110019IN

CONTINGENT LIABILITIES:

(INR in million)

Particulars	31.03.2018 INR In Million	31.03.2017 (INR In Million)
Claims against Company not acknowledged as debt:		
a) Sales Tax / Entry Tax demands under appeal	9.490	7.730
b) Income tax Matters: Demand due to Additions / disallowances during Assessments, which are under Appeal	2.160	2.160
c) Excise / Service tax demands under appeal	76.800	144.500
Guarantees against Performance/Security/ EMD:	7895.130	7699.950
Other money for which Company is contingently liable:		
a) Unutilised Letter of Credits	615.530	121.350

DISCLAIMER : This Report is **PRIVATE & CONFIDENTIAL** and it is prepared at the request of and for its use by the Subscriber only. The Subscriber shall use the contents of the Report merely as an aid to its business. Mira Inform Private Limited ("MIPL") has collated information/data in the Report, which have not been verified unless otherwise specifically mentioned in the Report. The Subscriber shall independently verify the accuracy and correctness of the information/data before in any way acting upon the same. MIPL shall not be liable for any harm, injury, loss or damage caused to the Subscriber due to default by the Subscriber's debtors/beneficiaries in fulfilling their obligations of any nature whatsoever. This Report or any of its portion shall not be used as a documentary evidence or otherwise before any investigative agencies or forum of law. This Report is confidential and proprietary to MIPL. The Subscriber and/or any other person(s) may not reproduce, publish or disclose any of the contents of the Report to others without the express authorization of MIPL. This Report is prepared and issued to the Subscriber without any risk, responsibility or liability on the part of MIPL or its officials.

b) Outstanding LC Discounted	884.190	669.480
------------------------------	---------	---------

STANDALONE UNAUDITED FINANCIAL RESULTS FOR THE QUARTER ENDED IN JUNE 30, 2018

			(INR In Million)
Particulars			Quarter ended
			30.06.2018
			(Unaudited)
INCOME FROM OPERATIONS			
Net Sales			8838.960
Other Operating Income			11.350
Total Income from Operations			8850.310
EXPENSES			
Cost of materials consumed			6532.190
Purchase of Stock in Trade			3.090
Changes in inventories of finished goods and work-in-progress			(751.730)
Sub contractor expense for turkey projects			502.810
Employee benefits expense			405.360
Finance Costs			286.570
Depreciation and Amortization expenses			83.510
Other Expenditure			1285.820
Total Expenses			8347.620
Profit / (Loss) before Tax			502.690
Total Tax Expense			180.920
Profit / (Loss) after Tax			321.770
Other comprehensive income/(loss)			
(a) Items that will not be reclassified to profit and loss in subsequent period, net of tax			(6.110)
(b) Item that will be reclassified to profit and loss in subsequent period, net of tax			--
Total Other comprehensive income for the period			315.660
Paid-up Equity Share Capital (Face value INR 2/- per share)			156.72
Earnings per Share (EPS) - INR			
Basic			
Diluted			4.11
			4.05

NOTES:

1) The above results have been reviewed by the Audit Committee at their Meeting held on August 09, 2018 and thereafter approved by the Board of Directors at their Meeting held on August 09, 2018.

2) This Statement has been prepared in accordance with the Companies (Indian Accounting Standard) Rules, 2015 (Ind AS) prescribed under Section 133 of the Companies Act, 2013 and other recognised accounting

DISCLAIMER : This Report is **PRIVATE & CONFIDENTIAL** and it is prepared at the request of and for its use by the Subscriber only. The Subscriber shall use the contents of the Report merely as an aid to its business. Mira Inform Private Limited ("MIPL") has collated information/data in the Report, which have not been verified unless otherwise specifically mentioned in the Report. The Subscriber shall independently verify the accuracy and correctness of the information/data before in any way acting upon the same. MIPL shall not be liable for any harm, injury, loss or damage caused to the Subscriber due to default by the Subscriber's debtors/beneficiaries in fulfilling their obligations of any nature whatsoever. This Report or any of its portion shall not be used as a documentary evidence or otherwise before any investigative agencies or forum of law. This Report is confidential and proprietary to MIPL. The Subscriber and/or any other person(s) may not reproduce, publish or disclose any of the contents of the Report to others without the express authorization of MIPL. This Report is prepared and issued to the Subscriber without any risk, responsibility or liability on the part of MIPL or its officials.

practices and policies to the extent applicable.

3) On 1st April, 2018, the Company adopted Ind AS 115, "Revenue from Contracts with Customers" using the cumulative catch-up transition method applied to contracts that were not completed as of 1st April, 2018. Accordingly, the comparatives have not been retrospectively adjusted. The adoption of Ind AS 115 did not have any material impact on the standalone results for the quarter ended on 30th June, 2018.

4) The Statutory Auditors have carried out a Limited Review of the results of the Company.

5) Post the applicability of Goods and Service Tax (GST) w.e.f. July 01, 2017, Total Income from Operations are disclosed net of GST. Accordingly, Total Income from Operations for the quarter ended on June, 30, 2018 are not comparable with the corresponding figures of the previous period.

6) During the quarter ended on June 30, 2018, Deferred Tax of INR. 10 Million has been provided on estimated basis.

7) The figures for the quarter ended March 31, 2018 are the balancing figures between audited figures in respect of the full financial year and the limited reviewed year-to-date published figures for the nine month period ended December 31, 2017.

8) Previous year / periods figures have been regrouped / reclassified, wherever necessary.

SEGMENT REVENUE – WISE REVENUE, RESULT AND CAPITAL EMPLOYED

(INR in Million)

Particular			30.06.2018 (Unaudited)
1. Segment Revenue (revenue / income from operation)			
a) Segment- Cables			6977.840
b) Segment-Stainless Steel Wire			310.590
c) Segment-Turnkey Projects			2253.590
d) Unallocated Segment			-
Total			9542.020
Less: Inter Segment elimination			8.740
Total			9533.280
Less: Inter Segment Revenue			694.320
sales/income from Operations			8838.960
2. Segment Result (profit) (+)/Loss (-)			
Before tax and interest from each segment			
a) Segment- Cables			726.880
b) Segment-Stainless Steel Wire			31.630
c) Segment-Turnkey Projects			257.590
Total			1016.080
Less: Inter Segment result			8.740
Net Segment Result			1007.340

DISCLAIMER : This Report is **PRIVATE & CONFIDENTIAL** and it is prepared at the request of and for its use by the Subscriber only. The Subscriber shall use the contents of the Report merely as an aid to its business. Mira Inform Private Limited ("MIPL") has collated information/data in the Report, which have not been verified unless otherwise specifically mentioned in the Report. The Subscriber shall independently verify the accuracy and correctness of the information/data before in any way acting upon the same. MIPL shall not be liable for any harm, injury, loss or damage caused to the Subscriber due to default by the Subscriber's debtors/beneficiaries in fulfilling their obligations of any nature whatsoever. This Report or any of its portion shall not be used as a documentary evidence or otherwise before any investigative agencies or forum of law. This Report is confidential and proprietary to MIPL. The Subscriber and/or any other person(s) may not reproduce, publish or disclose any of the contents of the Report to others without the express authorization of MIPL. This Report is prepared and issued to the Subscriber without any risk, responsibility or liability on the part of MIPL or its officials.

Less i) Interest			288.570
ii) other un- allocable expenditure			218.080
Net off un-allocate income			
Total Profit Before Tax			602.690
3. Segment Assets			
a) Segment- Cables			14581.730
b) Segment-Stainless Steel Wire			099.820
c) Segment-Turnkey Projects			5128.010
d) Unallocated Segment			533.150
Total			20922.710
4. Segment Liabilities			
a) Segment- Cables			6609.090
b) Segment-Stainless Steel Wire			427.720
c) Segment-Turnkey Projects			1523.810
d) Unallocated Segment			3315.250
Total			11876.870
5. Capital employed			
(Segment Assets – Segment Liabilities)			
a) Segment- Cables			7952.640
b) Segment-Stainless Steel Wire			272.100
c) Segment-Turnkey Projects			3604.200
d) Unallocated Segment			(2782.100)
Total			9046.840

FIXED ASSETS:

- Land
- Building
- Plant and Equipment
- Furniture and Fixtures
- Leasehold Building Improvement
- Vehicles
- Office Equipment
- Computers

DISCLAIMER : This Report is **PRIVATE & CONFIDENTIAL** and it is prepared at the request of and for its use by the Subscriber only. The Subscriber shall use the contents of the Report merely as an aid to its business. Mira Inform Private Limited ("MIPL") has collated information/data in the Report, which have not been verified unless otherwise specifically mentioned in the Report. The Subscriber shall independently verify the accuracy and correctness of the information/data before in any way acting upon the same. MIPL shall not be liable for any harm, injury, loss or damage caused to the Subscriber due to default by the Subscriber's debtors/beneficiaries in fulfilling their obligations of any nature whatsoever. This Report or any of its portion shall not be used as a documentary evidence or otherwise before any investigative agencies or forum of law. This Report is confidential and proprietary to MIPL. The Subscriber and/or any other person(s) may not reproduce, publish or disclose any of the contents of the Report to others without the express authorization of MIPL. This Report is prepared and issued to the Subscriber without any risk, responsibility or liability on the part of MIPL or its officials.

CMT REPORT (Corruption, Money Laundering & Terrorism)

The Public Notice information has been collected from various sources including but not limited to: **The Courts, India Prisons Service, Interpol, etc.**

1] INFORMATION ON DESIGNATED PARTY

No records exist designating subject or any of its beneficial owners, controlling shareholders or senior officers as terrorist or terrorist organization or whom notice had been received that all financial transactions involving their assets have been blocked or convicted, found guilty or against whom a judgement or order had been entered in a proceedings for violating money-laundering, anti-corruption or bribery or international economic or anti-terrorism sanction laws or whose assets were seized, blocked, frozen or ordered forfeited for violation of money laundering or international anti-terrorism laws.

2] Court Declaration :

No records exist to suggest that subject is or was the subject of any formal or informal allegations, prosecutions or other official proceeding for making any prohibited payments or other improper payments to government officials for engaging in prohibited transactions or with designated parties.

3] Asset Declaration :

No records exist to suggest that the property or assets of the subject are derived from criminal conduct or a prohibited transaction.

4] Record on Financial Crime :

Charges or conviction registered against subject: **None**

5] Records on Violation of Anti-Corruption Laws :

Charges or investigation registered against subject: **None**

6] Records on Int'l Anti-Money Laundering Laws/Standards :

Charges or investigation registered against subject: **None**

7] Criminal Records

No available information exist that suggest that subject or any of its principals have been formally charged or convicted by a competent governmental authority for any financial crime or under any formal investigation by a competent government authority for any violation of anti-corruption laws or international anti-money laundering laws or standard.

8] Affiliation with Government :

No record exists to suggest that any director or indirect owners, controlling shareholders, director, officer or employee of the company is a government official or a family member or close business associate of a Government official.

9] Compensation Package :

Our market survey revealed that the amount of compensation sought by the subject is fair and reasonable and comparable to compensation paid to others for similar services.

10] Press Report :

No press reports / filings exists on the subject.

CORPORATE GOVERNANCE

MIRA INFORM as part of its Due Diligence do provide comments on Corporate Governance to identify management and governance. These factors often have been predictive and in some cases have created vulnerabilities to credit deterioration.

Our Governance Assessment focuses principally on the interactions between a company's management, its Board of Directors, Shareholders and other financial stakeholders.

CONTRAVENTION

Subject is not known to have contravened any existing local laws, regulations or policies that prohibit, restrict or otherwise affect the terms and conditions that could be included in the agreement with the subject.

FOREIGN EXCHANGE RATES

Currency	Unit	INR
US Dollar	1	INR 71.54
UK Pound	1	INR 91.99
Euro	1	INR 82.93

INFORMATION DETAILS

Information Gathered by :	GAY
Analysis Done by :	PRI
Report Prepared by :	ELK

SCORE FACTORS

DEMERIT POINTS		
--BANK CHARGES	YES/NO	YES
--LITIGATION	YES/NO	NO
--OTHER ADVERSE INFORMATION	YES/NO	NO
MERIT POINTS		
--SOLE DISTRIBUTORSHIP	YES/NO	NO
--EXPORT ACTIVITIES	YES/NO	NO
--AFFILIATION	YES/NO	YES
--LISTED	YES/NO	YES
--OTHER MERIT FACTORS	YES/NO	YES

RATING EXPLANATIONS

Credit Rating	Explanation	Rating Comments
A++	Minimum Risk	Business dealings permissible with minimum risk of default
A+	Low Risk	Business dealings permissible with low risk of default
A	Acceptable Risk	Business dealings permissible with moderate risk of default
B	Medium Risk	Business dealings permissible on a regular monitoring basis
C	Medium High Risk	Business dealings permissible preferably on secured basis
D	High Risk	Business dealing not recommended or on secured terms only
NB	New Business	No recommendation can be done due to business in infancy stage
NT	No Trace	No recommendation can be done as the business is not traceable

NB is stated where there is insufficient information to facilitate rating. However, it is not to be considered as unfavourable.

This score serves as a reference to assess SC's credit risk and to set the amount of credit to be extended. It is calculated from a composite of weighted scores obtained from each of the major sections of this report. The assessed factors are as follows:

- Financial condition covering various ratios
- Company background and operations size
- Promoters / Management background
- Payment record
- Litigation against the subject
- Industry scenario / competitor analysis
- Supplier / Customer / Banker review (wherever available)

DISCLAIMER : This Report is **PRIVATE & CONFIDENTIAL** and it is prepared at the request of and for its use by the Subscriber only. The Subscriber shall use the contents of the Report merely as an aid to its business. Mira Inform Private Limited ("MIPL") has collated information/data in the Report, which have not been verified unless otherwise specifically mentioned in the Report. The Subscriber shall independently verify the accuracy and correctness of the information/data before in any way acting upon the same. MIPL shall not be liable for any harm, injury, loss or damage caused to the Subscriber due to default by the Subscriber's debtors/beneficiaries in fulfilling their obligations of any nature whatsoever. This Report or any of its portion shall not be used as a documentary evidence or otherwise before any investigative agencies or forum of law. This Report is confidential and proprietary to MIPL. The Subscriber and/or any other person(s) may not reproduce, publish or disclose any of the contents of the Report to others without the express authorization of MIPL. This Report is prepared and issued to the Subscriber without any risk, responsibility or liability on the part of MIPL or its officials.