

MIRA INFORM REPORT

Report No. :	528273
Report Date :	08.09.2018

IDENTIFICATION DETAILS

Name :	SCHNEIDER ELECTRIC INFRASTRUCTURE LIMITED (w.e.f. 08.12.2011)
Formerly Known As :	SMARTGRID AUTOMATION DISTRIBUTION AND SWITCHGEAR LIMITED
Registered Office :	Milestone 87, Vadodara, Halol Highway, Village Kotambi, Post Office Jarod, Vadodara – 391510, Gujarat
Mobile No.:	91-7032652272 (Mr. Revanth)
Country :	India
Financials (as on) :	31.03.2018
Date of Incorporation :	12.03.2011
Capital Investment / Paid-up Capital :	INR 478.210 Million
CIN No.: [Company Identification No.]	L31900GJ2011PLC064420
IEC No.: [Import-Export Code No.]	3411005041
TIN No.:	24192201057
PAN No.: [Permanent Account No.]	AAPCS6078Q
GSTN : [Goods & Service Tax Registration No.]	24AAPCS6078Q1ZC
Legal Form :	A Public Limited Liability Company. The Company's Shares are Listed on the Stock Exchanges
Line of Business :	The Company is engaged in the business of Manufacturing, designing, building and servicing technologically advanced products and systems for electricity distribution including products such as distribution transformers, medium

DISCLAIMER : This Report is **PRIVATE & CONFIDENTIAL** and it is prepared at the request of and for its use by the Subscriber only. The Subscriber shall use the contents of the Report merely as an aid to its business. Mira Inform Private Limited ("MIPL") has collated information/data in the Report, which have not been verified unless otherwise specifically mentioned in the Report. The Subscriber shall independently verify the accuracy and correctness of the information/data before in any way acting upon the same. MIPL shall not be liable for any harm, injury, loss or damage caused to the Subscriber due to default by the Subscriber's debtors/beneficiaries in fulfilling their obligations of any nature whatsoever. This Report or any of its portion shall not be used as a documentary evidence or otherwise before any investigative agencies or forum of law. This Report is confidential and proprietary to MIPL. The Subscriber and/or any other person(s) may not reproduce, publish or disclose any of the contents of the Report to others without the express authorization of MIPL. This Report is prepared and issued to the Subscriber without any risk, responsibility or liability on the part of MIPL or its officials.

	voltage switchgears, medium and low voltage protection relays and electricity distribution and automation equipment. [Registered Activity]
No. of Employees :	1438 (Approximately)

RATING & COMMENTS
(Mira Inform has adopted New Rating mechanism w.e.f. 23rd January 2017)

MIRA's Rating :	A
------------------------	---

Credit Rating	Explanation	Rating Comments
A	Acceptable Risk	Business dealings permissible with moderate risk of default

Status :	Satisfactory
Payment Behaviour :	Slow but correct
Litigation :	Clear
Comments :	<p>Schneider Electric Infrastructure Limited is a step down subsidiary of "Schneider Electric Industries SAS", France. It is an established company incorporated in the year 2011 having satisfactory track record.</p> <p>The company is continuously incurring heavy losses from its operational activities.</p> <p>However, the company receives strong financial and managerial support from its ultimate parent company.</p> <p>Share price quoted high on stock exchange (share price INR 108 against face value of INR 2.00).</p> <p>It is also to be noted that "Schneider Electric" has been ranked 424th with Global Fortune 500 Companies.</p> <p>Trade relations are reported as fair. Business is active. Payments terms are seems to be slow but correct.</p> <p>In view of the aforesaid, the company can be considered for business dealing at usual trade terms and conditions.</p>

NOTES :

Any query related to this report can be made on e-mail : infodept@mirainform.com while quoting report number, name and date.

ECGC Country Risk Classification List

DISCLAIMER : This Report is **PRIVATE & CONFIDENTIAL** and it is prepared at the request of and for its use by the Subscriber only. The Subscriber shall use the contents of the Report merely as an aid to its business. Mira Inform Private Limited ("MIPL") has collated information/data in the Report, which have not been verified unless otherwise specifically mentioned in the Report. The Subscriber shall independently verify the accuracy and correctness of the information/data before in any way acting upon the same. MIPL shall not be liable for any harm, injury, loss or damage caused to the Subscriber due to default by the Subscriber's debtors/beneficiaries in fulfilling their obligations of any nature whatsoever. This Report or any of its portion shall not be used as a documentary evidence or otherwise before any investigative agencies or forum of law. This Report is confidential and proprietary to MIPL. The Subscriber and/or any other person(s) may not reproduce, publish or disclose any of the contents of the Report to others without the express authorization of MIPL. This Report is prepared and issued to the Subscriber without any risk, responsibility or liability on the part of MIPL or its officials.

Country Name	Previous Rating (31.12.2017)	Current Rating (01.04.2018)
India	A1	A1

Risk Category	ECGC Classification
Insignificant	A1
Low Risk	A2
Moderately Low Risk	B1
Moderate Risk	B2
Moderately High Risk	C1
High Risk	C2
Very High Risk	D

EXTERNAL AGENCY RATING

NOT AVAILABLE

RBI DEFAULTERS' LIST STATUS

Subject's name is not enlisted as a defaulter in the publicly available RBI Defaulters' list.

EPF (Employee Provident Fund) DEFAULTERS' LIST STATUS

Subject's name is not enlisted as a defaulter in the publicly available EPF (Employee Provident Fund) Defaulters' list as of 31-03-2018.

BIFR (Board for Industrial & Financial Reconstruction) LISTING STATUS

Subject's name is not listed as a Sick Unit in the publicly available BIFR (Board for Industrial & Financial Reconstruction) list as of 08.09.2018.

IBBI (Insolvency and Bankruptcy Board of India) LISTING STATUS

Subject's name is not listed in the publicly available IBBI (Insolvency and Bankruptcy Board of India) list as of report date.

DISCLAIMER : This Report is **PRIVATE & CONFIDENTIAL** and it is prepared at the request of and for its use by the Subscriber only. The Subscriber shall use the contents of the Report merely as an aid to its business. Mira Inform Private Limited ("MIPL") has collated information/data in the Report, which have not been verified unless otherwise specifically mentioned in the Report. The Subscriber shall independently verify the accuracy and correctness of the information/data before in any way acting upon the same. MIPL shall not be liable for any harm, injury, loss or damage caused to the Subscriber due to default by the Subscriber's debtors/beneficiaries in fulfilling their obligations of any nature whatsoever. This Report or any of its portion shall not be used as a documentary evidence or otherwise before any investigative agencies or forum of law. This Report is confidential and proprietary to MIPL. The Subscriber and/or any other person(s) may not reproduce, publish or disclose any of the contents of the Report to others without the express authorization of MIPL. This Report is prepared and issued to the Subscriber without any risk, responsibility or liability on the part of MIPL or its officials.

INFORMATION DENIED BY

Name :	Mr. Revanth
Designation :	Assistant Manager
Contact No.:	91-7032652272
Date :	03.09.2018

Tel. No.: 91-2668-664300 (Not responding)

Tel. No.: 91-124-3940400 (Not working)

LOCATIONS

Registered Office :	Milestone 87, Vadodara, Halol Highway, Village Kotambi, Post Office Jarod, Vadodara – 391510, Gujarat, India
Tel. No.:	91-2668-664466 / 664300
Mobile No.:	91-7032652272 (Mr. Revanth)
Fax No.:	91-2668-664621
E-Mail :	company.secretary@schneider-electric.com revanth.chamarthi@schneider-electric.com bhumika.sood@schneider-electric.com
Website :	www.schneider-infra.in
Corporate Office :	9 th and 10 th Floor, DLF Building No.10, Tower C, DLF Cyber City, Phase II, Gurugram-122002, Haryana, India
Tel. No.:	91-124-3940400
Fax No.:	91-124-4222036
Factory 1 :	Survey No. 215, Gagilapur Village, Qutbullapur Mandal, District Rangareddy, Hyderabad – 500043, Telangana, India
Factory 2 (Automation Division) :	PSS – 58, MIDC Satpur, Nasik – 422007, Maharashtra, India
Tel. No.:	91-253-3915100
Factory 3 / Regional Office 1 :	Technopolis, 3 rd Floor, Wing-B, Plot - 4, Block - BP, Sector - V, Salt Lake City, Bidhan Nagar, Kolkata – 700091, West Bengal, India
Factory 4 (Equipment Division) :	Block BN 3, Sector - V, Salt Lake, Kolkata – 700091, West Bengal, India
Factory 5 (Automation Division) :	No.172, Poonamallee, By Pass Road, Poonamalle, Chennai - 600056 Tamilnadu, India
Factory 6 (Transformer Division) :	Naini Works, P O Naini, Allahabad – 211008, Uttar Pradesh, India

DISCLAIMER : This Report is **PRIVATE & CONFIDENTIAL** and it is prepared at the request of and for its use by the Subscriber only. The Subscriber shall use the contents of the Report merely as an aid to its business. Mira Inform Private Limited ("MIPL") has collated information/data in the Report, which have not been verified unless otherwise specifically mentioned in the Report. The Subscriber shall independently verify the accuracy and correctness of the information/data before in any way acting upon the same. MIPL shall not be liable for any harm, injury, loss or damage caused to the Subscriber due to default by the Subscriber's debtors/beneficiaries in fulfilling their obligations of any nature whatsoever. This Report or any of its portion shall not be used as a documentary evidence or otherwise before any investigative agencies or forum of law. This Report is confidential and proprietary to MIPL. The Subscriber and/or any other person(s) may not reproduce, publish or disclose any of the contents of the Report to others without the express authorization of MIPL. This Report is prepared and issued to the Subscriber without any risk, responsibility or liability on the part of MIPL or its officials.

Factory 7 (Automation Division) :	A-88, Sector - 57, Noida – 201301, Uttar Pradesh, India
Regional Office 2 :	Unit No. 1141/1142 Building No. 11, 4 th Floor, Solitaire Park, Andheri Kurla Road, Chakala, Andheri (East), Mumbai – 400059, Maharashtra, India
Branch Office 1 :	SCO 15, 2 nd Floor, Sec-26, Madhya Marg , Chandigarh – 160019, India
Branch Office 2 :	309, 3 rd Floor, Jaipur Business Centre, Sangam Tower, Church Road, Jaipur – 302001, Rajasthan, India
Branch Office 3 :	27/2A, First Floor, Asha Bhavan, Gokhle Marg, Lucknow – 226001, Uttar Pradesh, India
Branch Office 4 :	A-3/1, L Road, Bistupur, Jamshedpur – 831001, Jharkand, India
Branch Office 5 :	G S Road, 406, Orion Tower, Christanbasty, Guwahati – 781005, Assam, India
Branch Office 6 :	Plot - 14, Forest Park, Bhubaneshwar – 751009, Orissa, India
Branch Office 7 :	305, 'Concorde' RC Dutt Road, Alkapuri, Vadodara – 390007, Gujarat, India
Branch Office 8 :	42/A, Space House, Opposite Shree Krishna Centre, Mithakhali Six Road, Ahmedabad – 380009, Gujarat, India
Branch Office 9 :	Fortune Business Centre, 1st Floor, 6, Vasant Vihar, W H C Road, Shankar Nagar, Nagpur – 440010, Maharashtra, India
Branch Office 10 :	2 nd Floor, RB Business Centre, Above PUMA Showroom, Sanghvi Nagar, Aundh, Pune – 411007, Maharashtra, India
Other Regional Offices :	Also Located At: <ul style="list-style-type: none"> • Uttar Pradesh • Karnataka • Andhra Pradesh • Tamilnadu

DIRECTORS

AS ON 31.03.2018

Name :	Mr. Vinod Kumar Dhall
Designation :	Chairman
Address :	Dewan Manohar House B-88, Sector-51, Noida-201301, Uttar Pradesh, India
Date of Appointment :	16.12.2011
DIN No.:	02591373

DISCLAIMER : This Report is **PRIVATE & CONFIDENTIAL** and it is prepared at the request of and for its use by the Subscriber only. The Subscriber shall use the contents of the Report merely as an aid to its business. Mira Inform Private Limited ("MIPL") has collated information/data in the Report, which have not been verified unless otherwise specifically mentioned in the Report. The Subscriber shall independently verify the accuracy and correctness of the information/data before in any way acting upon the same. MIPL shall not be liable for any harm, injury, loss or damage caused to the Subscriber due to default by the Subscriber's debtors/beneficiaries in fulfilling their obligations of any nature whatsoever. This Report or any of its portion shall not be used as a documentary evidence or otherwise before any investigative agencies or forum of law. This Report is confidential and proprietary to MIPL. The Subscriber and/or any other person(s) may not reproduce, publish or disclose any of the contents of the Report to others without the express authorization of MIPL. This Report is prepared and issued to the Subscriber without any risk, responsibility or liability on the part of MIPL or its officials.

Name :	Mr. Bruno Bernard Dercle
Designation :	Managing Director
Address :	9 Rue D Aix Paris 75010 Fr
Date of Appointment :	01.08.2018
DIN No.:	08185909
Name :	Mr. Prakash Kumar Chandraker (Upto 31.07.2018)
Designation :	Managing Director
Address :	1610-B, Beverly Park LL, M.G. Road, Gurugram-122002, Haryana, India
Date of Appointment :	16.12.2011
DIN No.:	05150366
Name :	Mr. Vivek Sarwate
Designation :	Whole-time Director
Address :	5 Nirmala Flats 52, Suvarnapuri Society Chikuwadi Jetal Pur Road, Vadodara-390007, Gujarat, India
Date of Appointment :	04.02.2016
DIN No.:	07424152
Name :	Mr. Ranjan Pant
Designation :	Director
Address :	Portion-B, 10-A Kasturba Gandhi Marg, New Delhi-110001, India
Date of Appointment :	16.12.2011
DIN No.:	00005410
Name :	Mr. Subramanian Vishar Vasudevan
Designation :	Director
Address :	Flat No. D-102, Road No.12 Fortune Enclave-Block-D, Banjara Hills, Hyderabad-500034, Telangana, India
Date of Appointment :	11.06.2013
DIN No.:	00130205
Name :	Mr. Sugata Sircar
Designation :	Director
Address :	Apt D-1402, Palm Springs Golf Course Road, Sector-54, Gurugram-122003, Haryana, India
Date of Appointment :	02.11.2014
DIN No.:	01119161
Name :	Mr. Anil Chaudhry
Designation :	Director
Address :	Apartment No. C 061, The Belaire DLF City Phase 5, Golf Course Road, Gurugram-122001, Haryana, India
Date of Appointment :	12.03.2011
DIN No.:	03213517

Name :	Ms. Bidisha Nagaraj
Designation :	Additional Director
Address :	102, Footprints, 7th Main, 7th Cross Indiranagar, Bangalore-560008, Karnataka, India
Date of Appointment :	07.03.2018
DIN No.:	08080159

KEY EXECUTIVES

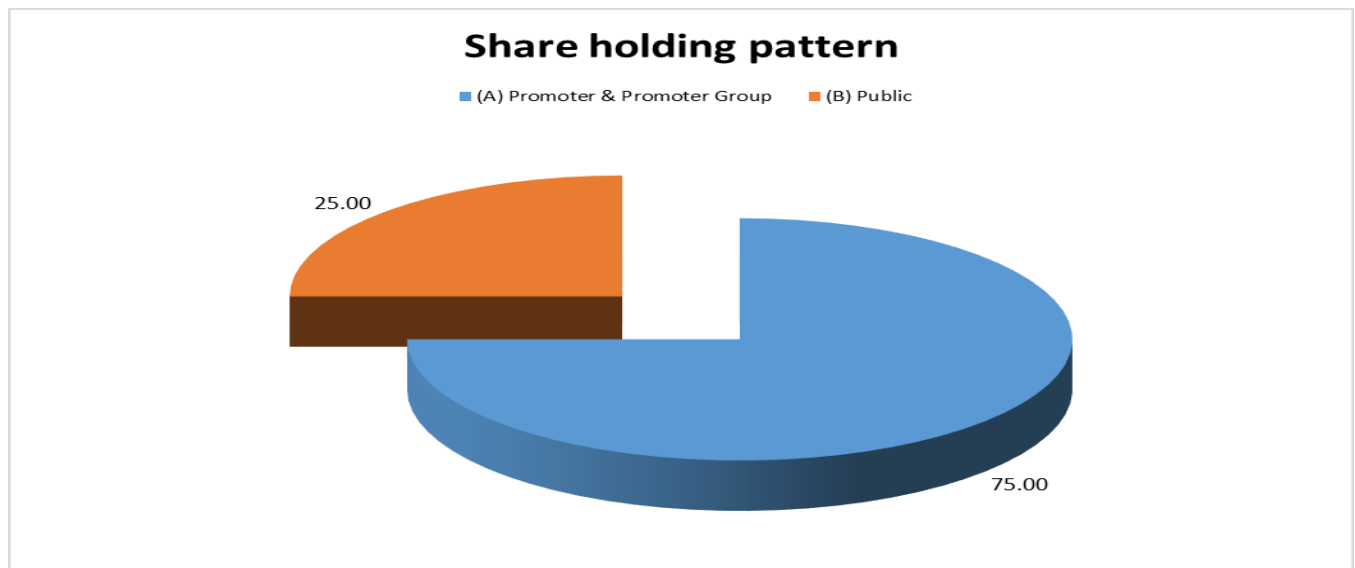
Name :	Mr. Arnab Roy
Designation :	Company Financial Officer
Address :	Flat No. C 93, Trinity Tower, DLF Phase-5, Gurugram-122002, Haryana, India
Date of Appointment :	08.03.2017
PAN No.:	AEXPR4552H
Name :	Mr. Anil Rustgi (Resigned w.e.f. 04.07.2018)
Designation :	Company Secretary and Compliance Officer
Address :	135, Medha Apartments, Mayur Vihar, Phase 1, New Delhi-110091, India
Date of Appointment :	15.05.2015
PAN No.:	AAEPR3898P
Name :	Mr. Prakash Kumar Chandraker (Upto 31.07.2018)
Designation :	Chief Executive Officer
Address :	1610-B, Beverly Park II, M.G. Road, Gurugram-122002, Haryana, India
Date of Appointment :	08.08.2016
PAN No.:	AALPC9112G
Name :	Ms. Bhumika Sood
Designation :	Company Secretary
Address :	G-12, First Floor, Green Park Main South, West Delhi-110016, India
Date of Appointment :	27.07.2018
PAN No.:	BFQPS0828Q
Name :	Mr. Revanth
Designation :	Assistant Manager
Name :	Mr. Bruno Bernard Dercle
Designation :	Chief Executive Officer
COMMITTEES OF DIRECTORS :	
Nomination and Remuneration Committee :	<ul style="list-style-type: none"> • Mr. Subramanian Vishar Vasudevan, Chairman • Mr. Anil Chaudhry • Mr. Ranjan Pant • Mr. Vinod Kumar Dhall

Corporate Responsibility Committee :	Social (CSR)	<ul style="list-style-type: none"> • Mr. Prakash Kumar Chandraker* • Mr. Ranjan Pant • Mr. Subramanian Vishar Vasudevan • Mr. Bruno Bernard Dercle**
Risk Management Committee :	Management	<ul style="list-style-type: none"> • Mr. Prakash Kumar Chandraker* • Mr. Bruno Bernard Dercle** • Mr. Subramanian Vishar Vasudevan • Mr. Ranjan Pant
Stakeholder's Relationship Committee :	Relationship	<ul style="list-style-type: none"> • Mr. Vinod Kumar Dhall - Chairman • Mr. Ranjan Pant • Mr. Subramanian Vishar Vasudevan • Mr. Sugata Sircar
Audit Committee :		<ul style="list-style-type: none"> • Mr. Vinod Kumar Dhall - Chairman • Mr. Ranjan Pant • Mr. Sugata Sircar • Mr. Vishar Subramanian Vasudevan
Finance and Banking Committee:	Banking	<ul style="list-style-type: none"> • Mr. Anil Chaudhry • Mr. Prakash Kumar Chandraker* • Mr. Sugata Sircar • Mr. Bruno Bernard Dercle**
Note: * up to 31st July 2018 ** with effect from 01st August 2018		

SHAREHOLDING PATTERN

AS ON JUNE 2018

Category of shareholder	Total nos. shares held	Shareholding as a % of total no. of shares (calculated as per SCRR, 1957)As a % of (A+B+C2)
(A) Promoter & Promoter Group	179328026	75.00
(B) Public	59776009	25.00
Grand Total	239104035	100.00



STATEMENT SHOWING SHAREHOLDING PATTERN OF THE PROMOTER AND PROMOTER GROUP

Category of shareholder	Total nos. shares held	Shareholding as a % of total no. of shares (calculated as per SCRR, 1957)As a % of (A+B+C2)
A1) Indian		0.00
Any Other (specify)	168735367	70.57
Energy Grid Automation Transformers and Switchgears India Private Limited	168735367	70.57
Sub Total A1	168735367	70.57
A2) Foreign		0.00
Any Other (specify)	10592659	4.43
Schneider Electric Singapore Pte Limited	10592659	4.43
Sub Total A2	10592659	4.43
A=A1+A2	179328026	75.00

DISCLAIMER : This Report is **PRIVATE & CONFIDENTIAL** and it is prepared at the request of and for its use by the Subscriber only. The Subscriber shall use the contents of the Report merely as an aid to its business. Mira Inform Private Limited ("MIPL") has collated information/data in the Report, which have not been verified unless otherwise specifically mentioned in the Report. The Subscriber shall independently verify the accuracy and correctness of the information/data before in any way acting upon the same. MIPL shall not be liable for any harm, injury, loss or damage caused to the Subscriber due to default by the Subscriber's debtors/beneficiaries in fulfilling their obligations of any nature whatsoever. This Report or any of its portion shall not be used as a documentary evidence or otherwise before any investigative agencies or forum of law. This Report is confidential and proprietary to MIPL. The Subscriber and/or any other person(s) may not reproduce, publish or disclose any of the contents of the Report to others without the express authorization of MIPL. This Report is prepared and issued to the Subscriber without any risk, responsibility or liability on the part of MIPL or its officials.

STATEMENT SHOWING SHAREHOLDING PATTERN OF THE PUBLIC SHAREHOLDER

Category & Name of the Shareholders	Total no. shares held	Shareholding % calculated as per SCRR, 1957 As a % of (A+B+C2)
B1) Institutions		0.00
Mutual Funds/	16327072	6.83
Foreign Portfolio Investors	547535	0.23
Financial Institutions/ Banks	160622	0.07
Insurance Companies	6464669	2.70
Sub Total B1	23499898	9.83
B2) Central Government/ State Government(s)/ President of India		0.00
Central Government/ State Government(s)/ President of India	1405	0.00
Sub Total B2	1405	0.00
B3) Non-Institutions		0.00
Individual share capital upto INR 0.200 Million	26466306	11.07
Individual share capital in excess of INR 0.200 Million	4665542	1.95
AKASH BHANSHALI	3637268	1.52
Any Other (specify)	5142858	2.15
Non-Resident Indian (NRI)	1179630	0.49
Bodies Corporate	3885644	1.63
Foreign Nationals	655	0.00
Trusts	23080	0.01
Clearing Members	53849	0.02
Sub Total B3	36274706	15.17
B=B1+B2+B3	59776009	25.00

BUSINESS DETAILS

Line of Business :	The Company is engaged in the business of Manufacturing, designing, building and servicing technologically advanced products and systems for electricity distribution including products such as distribution transformers, medium voltage switchgears, medium and low voltage protection relays and electricity distribution and automation equipment. [Registered Activity]
Products / Services :	<ul style="list-style-type: none"> • Switchgear • Ring Main Units • Transformers • Automation equipment
Brand Names :	Not Available

DISCLAIMER : This Report is **PRIVATE & CONFIDENTIAL** and it is prepared at the request of and for its use by the Subscriber only. The Subscriber shall use the contents of the Report merely as an aid to its business. Mira Inform Private Limited ("MIPL") has collated information/data in the Report, which have not been verified unless otherwise specifically mentioned in the Report. The Subscriber shall independently verify the accuracy and correctness of the information/data before in any way acting upon the same. MIPL shall not be liable for any harm, injury, loss or damage caused to the Subscriber due to default by the Subscriber's debtors/beneficiaries in fulfilling their obligations of any nature whatsoever. This Report or any of its portion shall not be used as a documentary evidence or otherwise before any investigative agencies or forum of law. This Report is confidential and proprietary to MIPL. The Subscriber and/or any other person(s) may not reproduce, publish or disclose any of the contents of the Report to others without the express authorization of MIPL. This Report is prepared and issued to the Subscriber without any risk, responsibility or liability on the part of MIPL or its officials.

Agencies Held :	Not Available
Exports :	Not Divulged
Imports :	Not Divulged
Terms :	Not Divulged

PRODUCTION STATUS – (NOT AVAILABLE)

GENERAL INFORMATION

Suppliers :	Reference :	Not Divulged	
	Name of the Person :	--	
	Contact No.:	--	
	Since How Long Known :	--	
	Maximum Limit Dealt :	--	
	Experience :	--	
	Remark :	--	
Customers :	Reference :	Not Divulged	
	Name of the Person :	--	
	Contact No.:	--	
	Since How Long Known :	--	
	Maximum Limit Dealt :	--	
	Experience :	--	
	Remark :	--	
No. of Employees :	1438 (Approximately)		
Bankers :	Bank Name	Not Divulged	
	Branch	--	
	Person Name (With Designation)	--	
	Contact Number	--	
	Name of Account Holder	--	
	Account Number	--	
	Account Since (Date/Year of Account Opening)	--	
	Average Balance Maintained (If Possible)	--	
	Credit Facilities Enjoyed (If any)	--	
	Account Operation	--	
Remarks (If any)	--		
Facilities :	SECURED LOANS	31.03.2018	31.03.2017

	INR In Million	INR In Million
LONG TERM BORROWINGS		
Finance lease obligation	21.080	0.000
Total	21.080	0.000

Auditors :	
Name :	S.R Batliboi and Company LLP Chartered Accountants
Address :	Golf View, Corporate Tower B, Sector 42, Sector Road, Gurugram - 122002, Haryana, India
Tel. No.:	91-124-4644000
Fax No.:	91-124-4644050
Memberships :	Not Available
Collaborators :	Not Available
Holding Company :	Energy Grid Automation Transformers and Switchgears India Private Limited
Ultimate Holding Company :	Schneider Electric Industries SAS, France
Parent of Holding Company and Others :	Schneider Electric Singapore Pte. Limited, Singapore
Fellow Subsidiaries :	<ul style="list-style-type: none"> • Schneider Electric Industries SAS, France • Schneider Electric India Private Limited, India • France Transfo SAS, France • Manufacturas Electricas Sa, Spain • Power Measurement Ltd, Canada • Société Électrique D'Aubenas SAS, France • Schneider Electric Argentina Sa, Argentina • Schneider Electric (Xiamen) Switchgear Co. Ltd, China • Schneider Electric (Australia) Pty. Limited, Australia • Schneider Electric Energy France SAS, France • Schneider Electric Espana Sa, Spain • Schneider Electric France SAS, France • Schneider Electric Gmbh, Germany • Schneider Electric It Business India Private Limited, India • Schneider Electric Brasil Ltda, Brazil • Schneider Electric Ltd, United Kingdom • Schneider Electric Logistics Asia Pte. Ltd, Singapore • Schneider Electric Protection Et Contrôle SAS, France • Schneider Electric S.P.A., Italy • Schneider Electric Sachsenwerk Gmbh, Germany • Schneider Electric South East Asia (Hq) Pte. Ltd, Singapore

	<ul style="list-style-type: none"> • Schneider Electric Telecontrol SAS, France • Schneider Electric Usa, Inc., USA • Schneider Elektrik Sanayi Ve Ticaret A.S., Turkey • Schneider Electric Canada Inc., Canada • Schneider Switchgear (Suzhou) Co, Ltd, China • Schneider Electric De Colombia Sa, Colombia • Shanghai Schneider Electric Power Automation Co. Ltd, China • Schneider Electric Services International SPRL, Belgium • Vamp Oy, Finland • Schneider Electric Distribution Company, Egypt • Luminous Power Technologies Private Ltd, India • Pt Schneider Electric Indonesia, Indonesia • Schneider (Thailand) Ltd, Thailand • Schneider Electric (UK) Ltd, United Kingdom • Schneider Electric Industries (M) Sdn Bhd, Malaysia • Schneider Electric It Logistics Asia Pacific Pte. Ltd, Singapore • Schneider Electric Korea Ltd, South Korea • Schneider Electric Lanka (Private) Limited, Sri Lanka • Schneider Electric Mexico S.A. De C.V., Mexico • Schneider Electric Nigeria Ltd, Nigeria • Schneider Electric (Philippines) Inc., Philippines • Eps Electrical Power Distribution Boards & Switchgear Ltd, Saudi Arabia • Schneider Electric South Africa (Pty.) Ltd, South Africa • Schneider Electric India Software Private Limited, India • Zao Gruppa Kompaniy Electroshield, Russia • Invensys India Private Ltd, India • Schneider Electric O.M. Llc, Oman • Schneider Electric Dms Ns, Serbia • Schneider Electric President Systems Ltd, India • Schneider Electric Overseas Asia Pte. Ltd, Singapore • Schneider Electric Polska Sp, Poland • Schneider Electric Services Llc, Qatar • Schneider Electric Vietnam Co. Ltd, Vietnam • Schneider Electric IT Singapore Pte. Ltd, Singapore • Schneider Electric Kenya, Kenya • Clipsal Manufacturing (M) Sdn Bhd, Malaysia • Schneider Electric FZE, United Arab Emirates • Schneider Busway (Guangzhou) Ltd, China • Schneider Electric (China) Co. Ltd, China • Schneider Enerji Endustries, Turkey
--	---------------------------------------------------------------------------------------------------------------------------------------------------------------------------------------------------------------------------------------------------------------------------------------------------------------------------------------------------------------------------------------------------------------------------------------------------------------------------------------------------------------------------------------------------------------------------------------------------------------------------------------------------------------------------------------------------------------------------------------------------------------------------------------------------------------------------------------------------------------------------------------------------------------------------------------------------------------------------------------------------------------------------------------------------------------------------------------------------------------------------------------------------------------------------------------------------------------------------------------------------------------------------------------------------------------------------------------------------------------------------------------------------------------------------------------------------------------------------------------------------------------------------------------------------------------------------------------------------------------------------------------------------------------------------------------------------------------------------------------------------------------------------------------------------------------------------------------------------------------------------------------------------------------------------------------------------------------------------------------------------------------------------------------------------------------------------------------------------------------------------------------------------------------------------------------------------------------------------------------------------------------------------------------------------------------------------------------------------------------------------

CAPITAL STRUCTURE

AS ON 31.03.2018

Authorised Capital :

No. of Shares	Type	Value	Amount
250000000	Equity Shares	INR 2/- each	INR 500.000 Million
180000000	Preference shares	INR 10/- each	INR 1800.000 Million
	Total		INR 2300.000 Million

Issued, Subscribed & Paid-up Capital :

No. of Shares	Type	Value	Amount
239104035	Equity Shares	INR 2/- each	INR 478.210 Million
172000000	Preference shares	INR 10/- each	INR 1720.000 Million
	Total		INR 2198.210 Million

a. Reconciliation of the shares outstanding at the beginning and at the end of the year

Particular	As on 31 st March, 2018	
	No. of Shares in Million	INR in Million
At the beginning of the year	239.100	478.210
At the end of the year	239.100	478.210

b. Terms/rights attached to equity shares

The company has equity shares having par value of INR 2 per share. Each holder of equity shares is entitled to one vote per share. The company declares and pays dividends in Indian Rupees. The dividend proposed by the Board of Directors is subject to the approval of the shareholders in the ensuing Annual General Meeting.

In the event of liquidation of the Company, the holders of equity shares will be entitled to receive remaining assets of the company, after distribution of all preferential amounts. The distribution will be in proportion to the number of equity shares held by the shareholders.

c. Shares held by Holding/ ultimate holding company and/or their subsidiaries/ associates:

Out of equity shares issued by the Company, shares held by its Holding company and/or their subsidiaries are as given in the next page below:

Name of Shareholders	As on 31 st March, 2018	
	No. of Shares in Million	INR in Million
Energy Grid Automation Transformers and Switchgears India Private Limited, the Holding Company	168.740	337.470
Schneider Electric Singapore Pte. Limited, Parent of Holding Company	10.590	21.180

d. Details of shareholders holding more than 5% shares in the Company is set out below (representing legal and beneficial ownership):

Name of Shareholders	As on 31 st March, 2018	
	No. of Shares in Million	INR in Million
Energy Grid Automation Transformers and Switchgears India Private Limited, the Holding Company	168.740	70.57%
Reliance Capital Trustee Co. Limited	16.06	6.72%

DISCLAIMER : This Report is **PRIVATE & CONFIDENTIAL** and it is prepared at the request of and for its use by the Subscriber only. The Subscriber shall use the contents of the Report merely as an aid to its business. Mira Inform Private Limited ("MIPL") has collated information/data in the Report, which have not been verified unless otherwise specifically mentioned in the Report. The Subscriber shall independently verify the accuracy and correctness of the information/data before in any way acting upon the same. MIPL shall not be liable for any harm, injury, loss or damage caused to the Subscriber due to default by the Subscriber's debtors/beneficiaries in fulfilling their obligations of any nature whatsoever. This Report or any of its portion shall not be used as a documentary evidence or otherwise before any investigative agencies or forum of law. This Report is confidential and proprietary to MIPL. The Subscriber and/or any other person(s) may not reproduce, publish or disclose any of the contents of the Report to others without the express authorization of MIPL. This Report is prepared and issued to the Subscriber without any risk, responsibility or liability on the part of MIPL or its officials.

FINANCIAL DATA
[all figures are INR Million]

ABRIDGED BALANCE SHEET

SOURCES OF FUNDS	31.03.2018	31.03.2017	31.03.2016
I. EQUITY AND LIABILITIES			
(1) Shareholders' Funds			
(a) Share Capital	478.210	478.210	2198.210
(b) Reserves & Surplus	47.150	665.880	190.230
(c) Money received against share warrants	0.000	0.000	0.000
(2) Share Application money pending allotment	0.000	0.000	0.000
Total Shareholders' Funds (1) + (2)	525.360	1144.090	2388.440
(3) Non-Current Liabilities			
(a) long-term borrowings	1065.390	1599.780	915.000
(b) Deferred tax liabilities (Net)	28.020	28.840	0.000
(c) Other long term liabilities	0.000	0.000	0.000
(d) long-term provisions	109.210	127.950	209.440
Total Non-current Liabilities (3)	1202.620	1756.570	1124.440
(4) Current Liabilities			
(a) Short term borrowings	2330.580	3197.480	837.900
(b) Trade payables	6432.610	4901.700	7299.320
(c) Other current liabilities	1208.640	677.790	463.710
(d) Short-term provisions	1144.330	1065.510	786.000
Total Current Liabilities (4)	11116.160	9842.480	9386.930
TOTAL	12844.140	12743.140	12899.810
II. ASSETS			
(1) Non-current assets			
(a) Fixed Assets			
(i) Tangible assets	3457.130	3380.500	1837.910
(ii) Intangible Assets	79.930	86.180	0.000
(iii) Capital work-in-progress	51.870	164.210	74.650
(iv) Intangible assets under development	0.000	0.000	0.000
(b) Non-current Investments	0.000	0.000	0.000
(c) Deferred tax assets (net)	0.000	0.000	0.000
(d) Long-term Loan and Advances	0.000	0.000	356.500
(e) Other Non-current assets	856.520	627.790	144.860
Total Non-Current Assets	4445.450	4258.680	2413.920

DISCLAIMER : This Report is **PRIVATE & CONFIDENTIAL** and it is prepared at the request of and for its use by the Subscriber only. The Subscriber shall use the contents of the Report merely as an aid to its business. Mira Inform Private Limited ("MIPL") has collated information/data in the Report, which have not been verified unless otherwise specifically mentioned in the Report. The Subscriber shall independently verify the accuracy and correctness of the information/data before in any way acting upon the same. MIPL shall not be liable for any harm, injury, loss or damage caused to the Subscriber due to default by the Subscriber's debtors/beneficiaries in fulfilling their obligations of any nature whatsoever. This Report or any of its portion shall not be used as a documentary evidence or otherwise before any investigative agencies or forum of law. This Report is confidential and proprietary to MIPL. The Subscriber and/or any other person(s) may not reproduce, publish or disclose any of the contents of the Report to others without the express authorization of MIPL. This Report is prepared and issued to the Subscriber without any risk, responsibility or liability on the part of MIPL or its officials.

(2) Current assets			
(a) Current investments	0.000	0.000	0.000
(b) Inventories	2716.520	2200.530	2287.640
(c) Trade receivables	3970.720	4778.470	6679.250
(d) Cash and cash equivalents	509.700	209.690	12.700
(e) Short-term loans and advances	0.000	0.000	1436.990
(f) Other current assets	1201.750	1295.770	69.310
Total Current Assets	8398.690	8484.460	10485.890
TOTAL	12844.140	12743.140	12899.810

PROFIT & LOSS ACCOUNT

	PARTICULARS	31.03.2018	31.03.2017	31.03.2016
	SALES			
	Income	13336.550	13769.620	14026.070
	Other Income	247.470	274.060	106.080
	TOTAL	13584.020	14043.680	14132.150
Less	EXPENSES			
	Cost of Materials Consumed	9676.050	8622.520	10100.080
	Purchases of Stock-in-Trade	163.950	115.490	124.730
	Changes in inventories of finished goods, work-in-progress and Stock-in-Trade	(476.510)	22.160	(144.810)
	Employees benefits expense	1845.760	1726.830	1681.770
	Excise duty on sale of goods	196.830	1138.690	0.000
	Exceptional items	0.000	72.340	17.310
	Other expenses	2120.380	3410.400	1849.200
	TOTAL	13526.460	15108.430	13628.280
	PROFIT / (LOSS) BEFORE INTEREST, TAX, DEPRECIATION AND AMORTISATION	57.560	(1064.750)	503.870
Less	FINANCIAL EXPENSES	435.510	420.360	428.000
	PROFIT / (LOSS) BEFORE TAX, DEPRECIATION AND AMORTISATION	(377.950)	(1485.110)	75.870
Less	DEPRECIATION/ AMORTISATION	268.770	273.950	257.820
	PROFIT/ (LOSS) BEFORE TAX	(646.720)	(1759.060)	(181.950)
Less	TAX	0.000	0.000	0.000
	PROFIT/ (LOSS) AFTER TAX	(646.720)	(1759.060)	(181.950)

DISCLAIMER : This Report is **PRIVATE & CONFIDENTIAL** and it is prepared at the request of and for its use by the Subscriber only. The Subscriber shall use the contents of the Report merely as an aid to its business. Mira Inform Private Limited ("MIPL") has collated information/data in the Report, which have not been verified unless otherwise specifically mentioned in the Report. The Subscriber shall independently verify the accuracy and correctness of the information/data before in any way acting upon the same. MIPL shall not be liable for any harm, injury, loss or damage caused to the Subscriber due to default by the Subscriber's debtors/beneficiaries in fulfilling their obligations of any nature whatsoever. This Report or any of its portion shall not be used as a documentary evidence or otherwise before any investigative agencies or forum of law. This Report is confidential and proprietary to MIPL. The Subscriber and/or any other person(s) may not reproduce, publish or disclose any of the contents of the Report to others without the express authorization of MIPL. This Report is prepared and issued to the Subscriber without any risk, responsibility or liability on the part of MIPL or its officials.

	EARNINGS IN FOREIGN CURRENCY			
	F.O.B. Value of Exports	}	729.520	921.600
	Other services income		102.930	127.750
	TOTAL EARNINGS	2141.670	832.450	1049.350
	IMPORTS			
	Raw Materials and components	NA	2753.320	2653.860
	Stores and spare parts	NA	2.580	4.190
	Traded goods	NA	115.310	73.210
	Capital Goods	NA	201.590	4.050
	TOTAL IMPORTS	NA	3072.800	2735.310
	Earnings / (Loss) Per Share (INR)	(2.72)	(7.41)	(0.90)

CURRENT MATURITIES OF LONG TERM DEBT DETAILS

Particulars	31.03.2018	31.03.2017	31.03.2016
Current Maturities of Long term debt	683.480	0.000	NA
Cash generated from/(used) in operations	1565.860	(1340.030)	64.490
Net Cash flow from/(used) in Operating Activities	1535.750	(1347.050)	52.430

QUARTERLY RESULTS

PARTICULARS			30.06.2018 1st Quarter (Unaudited)
Net Sales			3433.150
Total Expenditure			3211.890
PBIDT (Excluding Other Income)			221.260
Other Income			48.520
Operating Profit			269.780
Interest			105.830
Exceptional Items			(16.760)
PBDT			147.190
Depreciation			70.490
Profit Before Tax			76.700
Tax			NA
Provisions and contingencies			NA
Profit After Tax			76.700
Extraordinary Items			NA
Prior Period Expenses			NA
Other Adjustments			NA
Net Profit			76.700

DISCLAIMER : This Report is **PRIVATE & CONFIDENTIAL** and it is prepared at the request of and for its use by the Subscriber only. The Subscriber shall use the contents of the Report merely as an aid to its business. Mira Inform Private Limited ("MIPL") has collated information/data in the Report, which have not been verified unless otherwise specifically mentioned in the Report. The Subscriber shall independently verify the accuracy and correctness of the information/data before in any way acting upon the same. MIPL shall not be liable for any harm, injury, loss or damage caused to the Subscriber due to default by the Subscriber's debtors/beneficiaries in fulfilling their obligations of any nature whatsoever. This Report or any of its portion shall not be used as a documentary evidence or otherwise before any investigative agencies or forum of law. This Report is confidential and proprietary to MIPL. The Subscriber and/or any other person(s) may not reproduce, publish or disclose any of the contents of the Report to others without the express authorization of MIPL. This Report is prepared and issued to the Subscriber without any risk, responsibility or liability on the part of MIPL or its officials.

KEY RATIOS

EFFICIENCY RATIOS

PARTICULARS	31.03.2018	31.03.2017	31.03.2016
Average Collection Days (Sundry Debtors / Income * 365)	108.67	126.67	173.81
Account Receivables Turnover (Income / Sundry Debtors)	3.36	2.88	2.10
Average Payment Days (Sundry Creditors / Purchases * 365 Days)	238.61	204.75	260.57
Inventory Turnover (Operating Income / Inventories)	0.02	(0.48)	0.22
Asset Turnover (Operating Income / Net Fixed Assets)	0.02	(0.29)	0.26

LEVERAGE RATIOS

PARTICULARS	31.03.2018	31.03.2017	31.03.2016
Debt Ratio ((Borrowing + Current Liabilities) / Total Assets)	1.00	0.90	0.80
Debt Equity Ratio (Total Liability / Networth)	7.77	4.19	0.73
Current Liabilities to Networth (Current Liabilities / Net Worth)	21.16	8.60	3.93
Fixed Assets to Networth (Net Fixed Assets / Networth)	6.83	3.17	0.80
Interest Coverage Ratio (PBIT / Financial Charges)	0.13	(2.53)	1.18

PROFITABILITY RATIOS

PARTICULARS		31.03.2018	31.03.2017	31.03.2016
Net Profit Margin [(PAT / Sales) * 100]	%	(4.85)	(12.77)	(1.30)
Return on Total Assets	%	(5.04)	(13.80)	(1.41)

DISCLAIMER : This Report is **PRIVATE & CONFIDENTIAL** and it is prepared at the request of and for its use by the Subscriber only. The Subscriber shall use the contents of the Report merely as an aid to its business. Mira Inform Private Limited ("MIPL") has collated information/data in the Report, which have not been verified unless otherwise specifically mentioned in the Report. The Subscriber shall independently verify the accuracy and correctness of the information/data before in any way acting upon the same. MIPL shall not be liable for any harm, injury, loss or damage caused to the Subscriber due to default by the Subscriber's debtors/beneficiaries in fulfilling their obligations of any nature whatsoever. This Report or any of its portion shall not be used as a documentary evidence or otherwise before any investigative agencies or forum of law. This Report is confidential and proprietary to MIPL. The Subscriber and/or any other person(s) may not reproduce, publish or disclose any of the contents of the Report to others without the express authorization of MIPL. This Report is prepared and issued to the Subscriber without any risk, responsibility or liability on the part of MIPL or its officials.

((PAT / Total Assets) * 100)				
Return on Investment (ROI) ((PAT / Networth) * 100)	%	(123.10)	(153.75)	(7.62)

SOLVENCY RATIOS

PARTICULARS	31.03.2018	31.03.2017	31.03.2016
Current Ratio (Current Assets / Current Liabilities)	0.76	0.86	1.12
Quick Ratio ((Current Assets – Inventories) / Current Liabilities)	0.51	0.64	0.87
G-Score Ratio Financial (Networth / Total Assets)	0.04	0.09	0.19
G-Score Ratio Debt (Debts / Equity Capital)	8.53	10.03	0.80
G-Score Ratio Liquidity (Total Current Assets / Total Current Liabilities)	0.76	0.86	1.12

Total Liability = Short-term Debt + Long-term Debt + Current Maturities of Long-term debts

STOCK PRICES

Face Value	INR 2.00/-
Market Value	INR 108.00/-

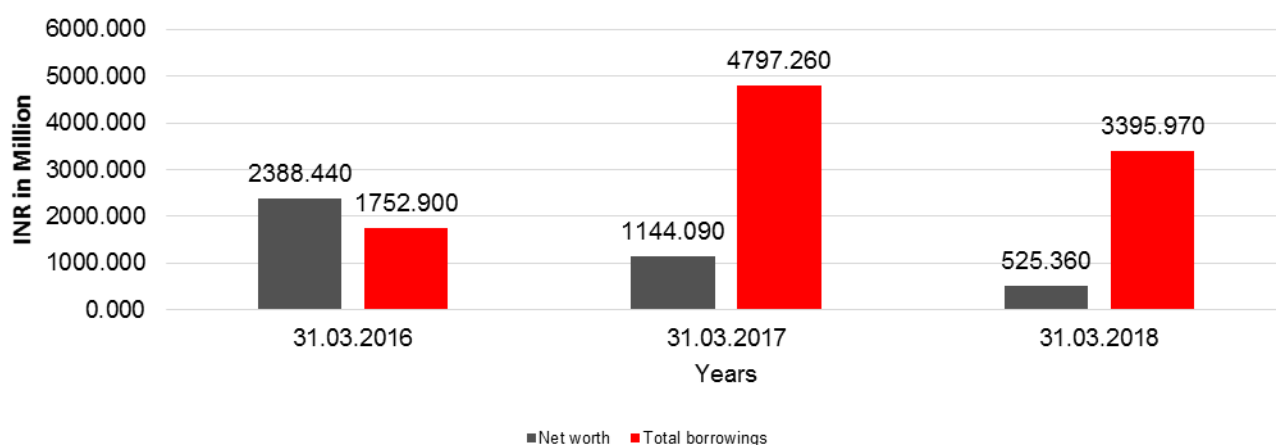
DISCLAIMER : This Report is **PRIVATE & CONFIDENTIAL** and it is prepared at the request of and for its use by the Subscriber only. The Subscriber shall use the contents of the Report merely as an aid to its business. Mira Inform Private Limited ("MIPL") has collated information/data in the Report, which have not been verified unless otherwise specifically mentioned in the Report. The Subscriber shall independently verify the accuracy and correctness of the information/data before in any way acting upon the same. MIPL shall not be liable for any harm, injury, loss or damage caused to the Subscriber due to default by the Subscriber's debtors/beneficiaries in fulfilling their obligations of any nature whatsoever. This Report or any of its portion shall not be used as a documentary evidence or otherwise before any investigative agencies or forum of law. This Report is confidential and proprietary to MIPL. The Subscriber and/or any other person(s) may not reproduce, publish or disclose any of the contents of the Report to others without the express authorization of MIPL. This Report is prepared and issued to the Subscriber without any risk, responsibility or liability on the part of MIPL or its officials.

FINANCIAL ANALYSIS
[all figures are INR Million]

DEBT EQUITY RATIO

Particular	31.03.2016	31.03.2017	31.03.2018
	INR In Million	INR In Million	INR In Million
Share Capital	2198.210	478.210	478.210
Reserves & Surplus	190.230	665.880	47.150
Money received against share warrants	0.000	0.000	0.000
Share Application money pending allotment	0.000	0.000	0.000
Net worth	2388.440	1144.090	525.360
Long-term borrowings	915.000	1599.780	1065.390
Short term borrowings	837.900	3197.480	2330.580
Total borrowings	1752.900	4797.260	3395.970
Debt/Equity ratio	0.734	4.193	6.464

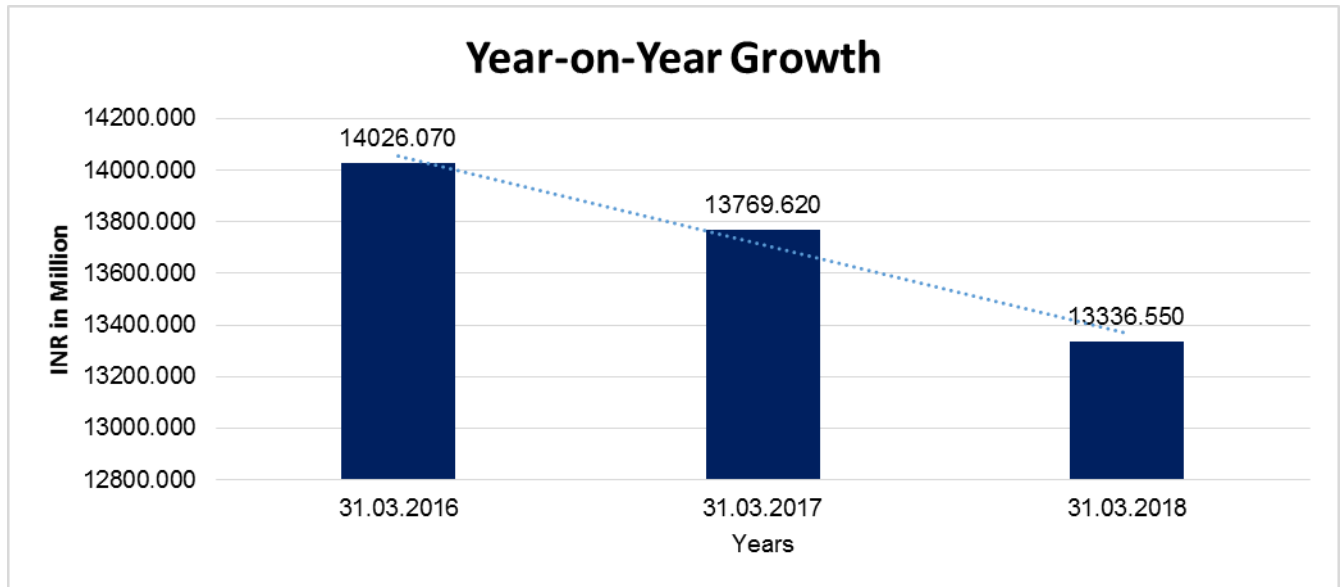
Debt to Equity



YEAR-ON-YEAR GROWTH

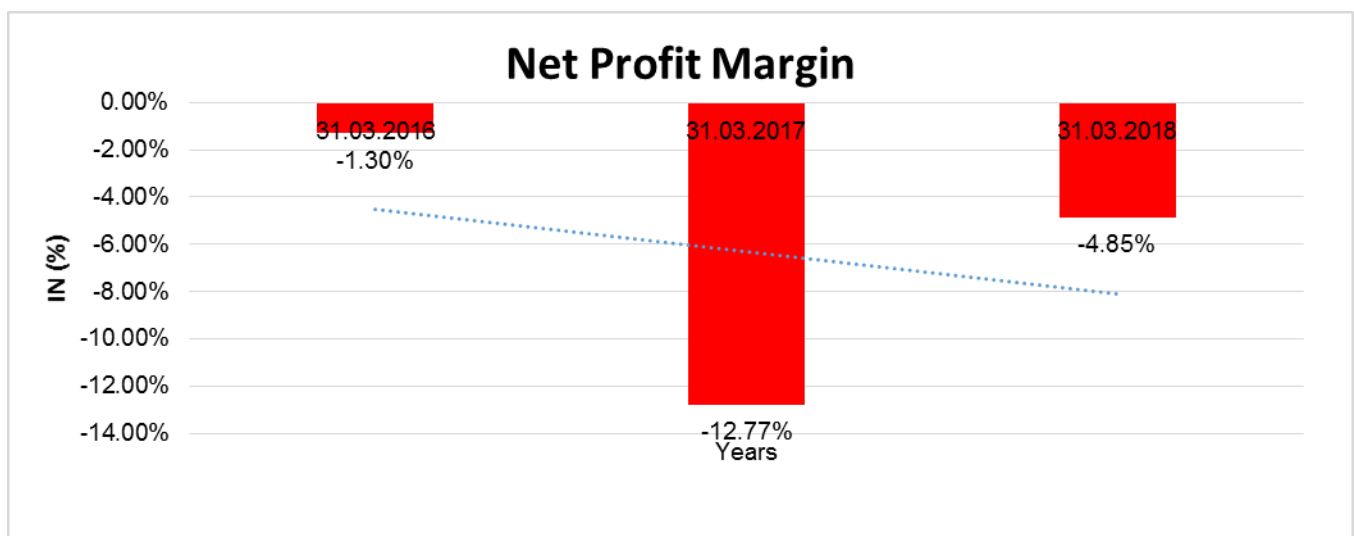
Year on Year Growth	31.03.2016	31.03.2017	31.03.2018
	INR In Million	INR In Million	INR In Million
Sales	14026.070	13769.620	13336.550
		(1.828)	(3.145)

DISCLAIMER : This Report is **PRIVATE & CONFIDENTIAL** and it is prepared at the request of and for its use by the Subscriber only. The Subscriber shall use the contents of the Report merely as an aid to its business. Mira Inform Private Limited ("MIPL") has collated information/data in the Report, which have not been verified unless otherwise specifically mentioned in the Report. The Subscriber shall independently verify the accuracy and correctness of the information/data before in any way acting upon the same. MIPL shall not be liable for any harm, injury, loss or damage caused to the Subscriber due to default by the Subscriber's debtors/beneficiaries in fulfilling their obligations of any nature whatsoever. This Report or any of its portion shall not be used as a documentary evidence or otherwise before any investigative agencies or forum of law. This Report is confidential and proprietary to MIPL. The Subscriber and/or any other person(s) may not reproduce, publish or disclose any of the contents of the Report to others without the express authorization of MIPL. This Report is prepared and issued to the Subscriber without any risk, responsibility or liability on the part of MIPL or its officials.



NET PROFIT MARGIN

Net Profit Margin	31.03.2016	31.03.2017	31.03.2018
	INR In Million	INR In Million	INR In Million
Sales	14026.070	13769.620	13336.550
Profit / (Loss)	(181.950)	(1759.060)	(646.720)
	(1.30%)	(12.77%)	(4.85%)



DISCLAIMER : This Report is **PRIVATE & CONFIDENTIAL** and it is prepared at the request of and for its use by the Subscriber only. The Subscriber shall use the contents of the Report merely as an aid to its business. Mira Inform Private Limited ("MIPL") has collated information/data in the Report, which have not been verified unless otherwise specifically mentioned in the Report. The Subscriber shall independently verify the accuracy and correctness of the information/data before in any way acting upon the same. MIPL shall not be liable for any harm, injury, loss or damage caused to the Subscriber due to default by the Subscriber's debtors/beneficiaries in fulfilling their obligations of any nature whatsoever. This Report or any of its portion shall not be used as a documentary evidence or otherwise before any investigative agencies or forum of law. This Report is confidential and proprietary to MIPL. The Subscriber and/or any other person(s) may not reproduce, publish or disclose any of the contents of the Report to others without the express authorization of MIPL. This Report is prepared and issued to the Subscriber without any risk, responsibility or liability on the part of MIPL or its officials.

LOCAL AGENCY FURTHER INFORMATION

Sr. No.	Check list by info agents	Available in Report (Yes/No)
1	Year of establishment	Yes
2	Constitution of the entity -Incorporation details	Yes
3	Locality of the entity	Yes
4	Premises details	No
5	Buyer visit details	--
6	Contact numbers	Yes
7	Name of the person contacted	Yes
8	Designation of contact person	Yes
9	Promoter's background	Yes
10	Date of Birth of Proprietor / Partners / Directors	Yes
11	Pan Card No. of Proprietor / Partners	No
12	Voter Id Card No. of Proprietor / Partners	No
13	Type of business	Yes
14	Line of Business	Yes
15	Export/import details (if applicable)	No
16	No. of employees	Yes
17	Details of sister concerns	Yes
18	Major suppliers	No
19	Major customers	No
20	Banking Details	No
21	Banking facility details	No
22	Conduct of the banking account	--
23	Financials, if provided	Yes
24	Capital in the business	Yes
25	Last accounts filed at ROC, if applicable	Yes
26	Turnover of firm for last three years	Yes
27	Reasons for variation <> 20%	--
28	Estimation for coming financial year	No
29	Profitability for last three years	Yes
30	Major shareholders, if available	Yes
31	External Agency Rating, if available	No
32	Litigations that the firm/promoter involved in	--
33	Market information	--
34	Payments terms	No
35	Negative Reporting by Auditors in the Annual Report	No

CORPORATE INFORMATION

The company was incorporated on March 12, 2011. It is a public Company domiciled in India and incorporated under the provisions of the Companies Act, 1956. Its shares are listed on three stock exchanges in India. The Company is engaged in the business of manufacturing, designing, building and servicing technologically advanced products and systems for electricity distribution including products such as distribution transformers, medium voltage switchgears, medium and low voltage protection relays and electricity distribution and automation equipment.

MANAGEMENT DISCUSSION AND ANALYSIS REPORT

GENERAL PERFORMANCE REVIEW

The growth of gross domestic product (GDP) moderated in 2017- 18 vis-à-vis 2016-17. There was an improvement in export growth. India, for the first time moved into the top 100 of World Bank's ease of doing business countries list. Various economic reforms were undertaken in the year which include: implementation of the Goods and Service Tax, announcement of bank recapitalization, push to infrastructure development by giving infrastructure status to affordable housing, higher allocation of funds for highway construction and greater focus on coastal connectivity. However, challenges remain about ongoing weakness of private sector investment. Nonetheless, medium-term macro outlook remains bright against the back ground of implementation of GST, relatively stable market prices and improvement in indicators of external sector.

MARKET DYNAMICS

Indian power sector is undergoing a significant change with respect to distributed generation and consumption pattern that has redefined the industry outlook. Sustained economic growth continues to drive electricity demand in India. The Government of India's focus on attaining 'Power for all' has accelerated renewable capacity addition in the country. At the same time, the competitive intensity is increasing in the market in supply side. Total installed capacity of power generation in India stood at 344 Gigawatt (GW) as on March 2018. The Ministry of Power has set a target of 1,265 billion units (BU) of electricity to be generated in the financial year 2018-19, which is 36 BU's higher than the target for 2017-18.

POWER SECTOR OVERVIEW

Power is one of the most critical components of infrastructure crucial for the economic growth and welfare of nations. India's power sector is one of the most diversified in the world. Sources of power generation range from conventional sources such as coal, lignite, natural gas, oil, and nuclear power to viable nonconventional sources such as wind, solar, and agricultural and domestic waste. Electricity demand in the country is expected to rise further in the years to come. The installed generation capacity (GW) at the closure of March 2018, in the country stands at 344 GW, an additional 5.5% more capacity over 2016-17. Renewables drove the growth at 21% over previous year base with wind and solar leading the pack while chasing the ambitious 2022 target of 175GW renewable energy generation capacity. The cumulative installed wind and solar power generation capacity of India is 34 and 21 GW respectively

PERFORMANCE REVIEW

During financial year 2017-18, new orders were up by 4.4 percentage at INR 11506 million compared with INR 11023 million in financial year 2016-17. Sales were down by 3.1 % to INR 13337 million compared with INR 13770 million in financial year 2016-17.

The Company provides technology solutions to make energy infrastructure safe, secure, reliable and energy efficient. During the year, the company managed to secure benchmark smart city order from New Raipur Development Authority (NRDA). The smart city solutions being implemented in NRDA, Raipur is one of its kind in India designed to facilitate the integrated management of city subsystems.

BUSINESS OUTLOOK

The medium voltage energy market growth in 2017-18 was moderate considering challenges in industry segments. The Company expects that the opportunities for growth in 2018-19 will be more positive specially in the areas like Smart Cities, Metro, Utilities, Infrastructure etc. Transformers market is almost half of the MV market which is growing at a healthy rate to contribute overall growth of the market. Key market drivers were IPDS scheme for Utilities market, solar generation aided by government support for renewables segment. However, Oil & Gas market was affected due to crude price volatility and Mining Mineral and Metal witnessed sluggish uptake in the market.

Nonetheless, within these dynamic and volatile markets the Company held on to its strategy of profitable growth to create sustainable value in the long term. The keen focus on business processes and calibrated priorities enabled the Company to grow in order in-take. With renewed focus on leveraging channels for growth, their components and standard products business saw increased order booking via Partners. The Company launched digital order fulfillment with faster deliveries for RMUs in the last quarter of the financial year 2017-18 establishing a key milestone in the industry. More product lines would soon be available through this digital route which adds to the convenience of their customers. With the rollout of IS 1180 standards for transformers the Company emerged as the first mover in the market

providing mandated value to the customers thus winning its market share over competitors. Due to intense price war in the market they selectively grew in some product lines and have moderated long term growth aspirations in synchronization with business priorities of profitable growth. Overall in FY 2017-18, they successfully stabilized their position in the market and look forward to creating long term sustainable value for all stakeholders in the business.

The Company expects that under the 24x7 Power for All, Make in India and Digitization initiatives of the government, the power sector will need to innovate and modernize existing distribution infrastructure with digital technology to sustain the reliable power for all.

AWARDS | SEIL- 2017-2018

THE ET NOW 'MAKING OF DEVELOPED INDIA' AWARDS (SMART CITIES), 17TH FEBRUARY 2018, MUMBAI

Schneider Electric Infrastructure Limited was recently conferred the 'MODI AWARD' (Making of Developed India) to acknowledge the path breaking work being done by the organisation in the Smart Cities space. The awards

were presented and were given to forward-looking companies doing exciting, and challenging work in this area in India. It acknowledged the work done by the Company in Naya Raipur, India's first Greenfield Smart city.

The awards are designed to facilitate investment, foster innovation and enhance skill development. The Awards provide a great platform to recognise and support companies who embrace and encourage best practices and work for the continuous advancement across a range of disciplines. Companies were nominated for the nature and complexity of their project, their ability to objectively demonstrate its value and effectively communicate its significance to others.

The "MODI AWARD" - Making of Develop India Awards, are a benchmark to recognise excellence throughout the industry. The Award was focussed on the contribution of Individuals, Projects, Organizations and Technologies that had a great impact. The award was presented to Schneider Electric Infrastructure Limited for demonstrated leadership and for being an epitome of excellence in the chosen area of interest.

NRDA AWARD

The Company was acknowledged and awarded as a partner at a recently held NRDA event in Raipur. Schneider Electric Infrastructure Limited is a partner in the setting up of the Naya Raipur Smart City. and as a part of the ongoing development initiatives, ICT infrastructure is being implemented for providing the necessary smart city facilities for Naya Raipur. The smart city implementation at this stage is divided into six key areas or tracks which include:

- Smart Governance Applications including Common Portal and Mobile Applications
- City Surveillance System
- Utility Management System
- Intelligent Transport Management System
- City Command and Control Centre including Data Centre
- and Integrated Building Management System
- Smart Network

INDIA SMART GRID FORUM INNOVATION AWARDS, 2018

The India Smart Grid Forum recognised Schneider Electric Infrastructure Limited's path breaking work in the smartening of grid for a project undertaken in Patna by awarding it the Best Smart Grid Project in India by Industry.

The Company is supporting utilities to increase reliability and quality of power and by reducing AT&C losses with EcoStruxure Grid solution. South Bihar Power Distribution Company Limited (SBPDCL) is a distribution company which supplies power to the city of Patna. The Company has worked on the mandate of ADMS with them. Some of the key benefits which the project yielded included reduced consumer power outage, and planned outage; improved safety and security of network switching operations; supply of reliable and quality power to consumers in the control area.

UNSECURED LOANS:

PARTICULAR	31.03.2018 INR In Million	31.03.2017 INR In Million
Long-term Borrowings		
Loans from related parties		
- Schneider Electric IT Business India Private Limited 8% cumulative redeemable preference shares of INR 10 each	683.480	633.580
- Energy Grid Automation Transformers and Switchgears India Private Limited	296.680	273.430
Schneider Electric IT Business India Private Limited	751.620	692.770
Less: current maturities clubbed under other current financial liabilities from related party	683.480	0.000
Less: current maturities clubbed under other current financial liabilities from finance lease obligation	3.990	0.000
Short-term borrowings		
Cash credit from banks	0.000	7.320
Short term loan from banks	122.270	303.640
Foreign currency loan from banks	0.000	1088.520
Loan from related party:		
- Energy Grid Automation Transformers and Switchgears India Private Limited	0.000	33.000
- Schneider Electric IT Business India Private Limited	2208.310	1765.000
Total	3374.890	4797.260

Notes:

Long-term Borrowings

a. Loan taken from Schneider Electric IT Business India Private Limited carries interest rate of 6.15% to 6.30% per annum (March 31, 2017 interest rate at 6.00% per annum, April 01, 2016 interest rate at 6.00% per annum). The loan is repayable within 12 months from the date of balance sheet.

b. Each holder of cumulative redeemable preference shares is entitled to one vote per share only on resolution placed before the company which directly affect the rights attached to cumulative redeemable preference shares.

Short-term borrowings

1) Short term loan from bank represents the liabilities towards bill discounted by trade payables. It carries an interest rate of 8.85% p.a and payable within 7 to 133 days from the balance sheet date.

2) Loan taken from Schneider Electric IT Business India Private Limited carries interest rate of 6.15% to 6.50% per annum. The loan is repayable within 1 to 57 days from the date of balance sheet.

INDEX OF CHARGE: NO CHARGES EXISTS FOR COMPANY

STANDALONE UNAUDITED FINANCIAL RESULTS FOR THE QUARTER ENDED JUNE 30, 2018

Particulars	(INR In Million)	
		Quarter ended
		30.06.2018
		(Unaudited)
INCOME FROM OPERATIONS		
Revenue from operations		3433.150
Other Income		48.520
Total Income from Operations		3481.670
EXPENSES		
Cost of materials consumed		2390.760
Purchase of Stock in Trade		16.860
Changes in inventories of finished goods and work-in-progress		57.910
Employee benefits expense		456.740
Finance Costs		105.830
Depreciation and Amortization expenses		70.490
Other Expenditure		289.620
Total Expenses		3388.210
Profit / (Loss) from ordinary activities before Net Exceptional income / (Expenditure)		93.460
Net Exceptional Income / (Expenditure)		16.760
Profit / (Loss) before Tax		76.700
Tax Expense		0.000
Profit / (Loss) after Tax		76.700
Other comprehensive Income / (Loss)		
Items that will not be reclassified to profit and loss		
- Remeasurement of the defined to profit and loss		(1.020)
Total comprehensive Income / (Loss)		75.680
Paid-up Equity Share Capital (Face value INR 2/- per share)		47.821
Earnings per Share (EPS) - INR		
Basic and Diluted EPS (in INR)		0.32

Notes:

1. The above Financial Results were reviewed by the Audit Committee and approved by the Board of Directors at their meeting held on July 27, 2018.
2. These financial results have been prepared in accordance with Indian Accounting Standards (Ind AS) as prescribed under section 133 of Companies Act 2013 read with Rule 3 of the Companies (Indian Accounting Standards) Rules 2015 (as amended).

DISCLAIMER : This Report is **PRIVATE & CONFIDENTIAL** and it is prepared at the request of and for its use by the Subscriber only. The Subscriber shall use the contents of the Report merely as an aid to its business. Mira Inform Private Limited ("MIPL") has collated information/data in the Report, which have not been verified unless otherwise specifically mentioned in the Report. The Subscriber shall independently verify the accuracy and correctness of the information/data before in any way acting upon the same. MIPL shall not be liable for any harm, injury, loss or damage caused to the Subscriber due to default by the Subscriber's debtors/beneficiaries in fulfilling their obligations of any nature whatsoever. This Report or any of its portion shall not be used as a documentary evidence or otherwise before any investigative agencies or forum of law. This Report is confidential and proprietary to MIPL. The Subscriber and/or any other person(s) may not reproduce, publish or disclose any of the contents of the Report to others without the express authorization of MIPL. This Report is prepared and issued to the Subscriber without any risk, responsibility or liability on the part of MIPL or its officials.

3. Goods and Service Tax ("GST") has been implemented effective July 1, 2017 which has replaced various indirect taxes including excise duty. As per relevant accounting principles under Ind AS, revenue was required to be reported inclusive of excise duty but net of other indirect taxes. Accordingly, revenue from operations for the period ended June 30, 2017 and for the financial year ended March 31, 2018 (which includes financial results for the three months period ended June 30, 2017) are reported inclusive of excise duty but net of all other taxes. Revenue from operations for the quarter ended March 31, 2018 is net of taxes including GST.

4. Ind AS 115 Revenue from Contracts with Customers, mandatory for reporting periods beginning on or after April 1, 2018, replaces existing revenue recognition requirements. Under the modified retrospective approach there were no significant adjustments required to the retained earnings at April 1, 2018. Also, the application of Ind AS 115 did not have any significant impact on recognition and measurement of revenue and related items in the financial results.

5. As the Company's business operations fall within a single primary business segment viz. product and systems for electricity distribution, the disclosure requirements of Ind AS 108 Operating Segments prescribed under section 133 of the Companies Act 2013 read with relevant rules issued thereunder, are not applicable.

6. Exceptional items mainly represents expenses relating to employee settlements, which are incurred as part of organisation restructuring for higher efficiency undertaken by the Company.

7. The figures for the quarter ended March 31, 2018 are the balancing figures between the audited figures in respect of the full financial year ended 31st March, 2018 and the unaudited published year to date figures upto 31st December, 2017, being the date of the end of the third quarter of the financial year which were subject to limited review.

8. Prior period figures have been reclassified/regrouped wherever necessary, to correspond with those of the current period classification.

FIXED ASSETS:

Tangible Asset:

- Land
- Building
- Plant and equipment
- Furniture and Fixture
- EDP equipments
- Motor Vehicles

Intangible Asset:

- Software

PRESS RELEASE

SCHNEIDER ELECTRIC PADS UP TO ENTER ELECTRIC CHARGING BUSINESS IN INDIA

Date: March 20, 2018

French multinational company Schneider Electric is looking at expanding its footprint micro grid and power solutions for electric transport in India, the largest market for decentralised power. The company has sold 3 million e-charging systems globally.

“They are looking at the way they can connect people with no access to energy with relevant solar home systems and electric systems. This will enable them to access electricity. These are solutions they are offering in India since it is the most advanced place for such off-grid systems,” said Luc Remont, executive vice-president, international operations, Schneider Electric.

The company is developing these technologies at its innovation centre in Bengaluru.

Anil Chaudhry, country president and managing director, Schneider Electric, said it had created a special vertical called access to energy to focus on this segment.

“They have won projects such as the one from HCL Foundation to supply 47 micro grids for the Hardoi district in Uttar Pradesh. This will benefit 70,000 people. This business has grown by 15-12 per cent in 2017,” he said, adding that he expected the sector to continue growing next year.

Remont said parts of the US and Australia have moved to decentralised power generation, essentially based on solar, because it fits into a geography where channelising power in the last mile is expensive.

“There are experiences in countries such as Indonesia, which are similar to India. In Africa, there is no central organisation of utilities at the city or village level. It is different in India, where there is a civil organisation that is strong and is enabling the development of technology,” he said.

According to Remont, finding a right balance between integration of decentralised and grid power is a challenge in all countries. “Both are needed since if you have an unstable network, then the vast majority of those who have access to power will see their quality going down,” he added.

Schneider took over Luminous Power, the market leader in power back-ups in 2011.

Remont said there were very precise trends in India. The central government had a strong regulatory framework, enabling states to develop grids. A significant part of the population did not have power. There was an effort to provide them with power.

Another segment where decentralised power demand was likely to grow was transport. There was likely to be huge investment in this segment.

“The nature of investment is grid scale (for transportation). The type of technology and infrastructure needed for power for transportation is not the same as decentralised power,” said Remont. “These two have to be deployed at the same time with very different technologies. The needs are very different. They find in the Indian market ground competence and technology to bring in the both.”

Schneider plans to put up e-charging stations for electric vehicles. "As government policy matures, we will be putting it in the market," said Chaudhry.

CMT REPORT (Corruption, Money Laundering & Terrorism]

The Public Notice information has been collected from various sources including but not limited to: **The Courts, India Prisons Service, Interpol, etc.**

1] INFORMATION ON DESIGNATED PARTY

No records exist designating subject or any of its beneficial owners, controlling shareholders or senior officers as terrorist or terrorist organization or whom notice had been received that all financial transactions involving their assets have been blocked or convicted, found guilty or against whom a judgement or order had been entered in a proceedings for violating money-laundering, anti-corruption or bribery or international economic or anti-terrorism sanction laws or whose assets were seized, blocked, frozen or ordered forfeited for violation of money laundering or international anti-terrorism laws.

2] Court Declaration :

No records exist to suggest that subject is or was the subject of any formal or informal allegations, prosecutions or other official proceeding for making any prohibited payments or other improper payments to government officials for engaging in prohibited transactions or with designated parties.

3] Asset Declaration :

No records exist to suggest that the property or assets of the subject are derived from criminal conduct or a prohibited transaction.

4] Record on Financial Crime :

Charges or conviction registered against subject: **None**

5] Records on Violation of Anti-Corruption Laws :

Charges or investigation registered against subject: **None**

6] Records on Int'l Anti-Money Laundering Laws/Standards :

Charges or investigation registered against subject: **None**

7] Criminal Records

No available information exist that suggest that subject or any of its principals have been formally charged or convicted by a competent governmental authority for any financial crime or under any formal investigation by a competent government authority for any violation of anti-corruption laws or international anti-money laundering laws or standard.

8] Affiliation with Government :

No record exists to suggest that any director or indirect owners, controlling shareholders, director, officer or employee of the company is a government official or a family member or close business associate of a Government official.

9] Compensation Package :

Our market survey revealed that the amount of compensation sought by the subject is fair and reasonable and comparable to compensation paid to others for similar services.

10] Press Report :

No press reports / filings exists on the subject.

CORPORATE GOVERNANCE

MIRA INFORM as part of its Due Diligence do provide comments on Corporate Governance to identify management and governance. These factors often have been predictive and in some cases have created vulnerabilities to credit deterioration.

Our Governance Assessment focuses principally on the interactions between a company's management, its Board of Directors, Shareholders and other financial stakeholders.

CONTRAVENTION

Subject is not known to have contravened any existing local laws, regulations or policies that prohibit, restrict or otherwise affect the terms and conditions that could be included in the agreement with the subject.

FOREIGN EXCHANGE RATES

Currency	Unit	INR
US Dollar	1	INR 72.10
UK Pound	1	INR 93.17
Euro	1	INR 83.44

INFORMATION DETAILS

Information Gathered by :	SHW
Analysis Done by :	DIV
Report Prepared by :	BHG

SCORE FACTORS

DEMERIT POINTS		
--BANK CHARGES	YES/NO	NO
--LITIGATION	YES/NO	NO
--OTHER ADVERSE INFORMATION	YES/NO	NO
MERIT POINTS		
--SOLE DISTRIBUTORSHIP	YES/NO	NO
--EXPORT ACTIVITIES	YES/NO	NO
--AFFILIATION	YES/NO	YES
--LISTED	YES/NO	YES
--OTHER MERIT FACTORS	YES/NO	YES

RATING EXPLANATIONS

Credit Rating	Explanation	Rating Comments
A++	Minimum Risk	Business dealings permissible with minimum risk of default
A+	Low Risk	Business dealings permissible with low risk of default
A	Acceptable Risk	Business dealings permissible with moderate risk of default
B	Medium Risk	Business dealings permissible on a regular monitoring basis
C	Medium High Risk	Business dealings permissible preferably on secured basis
D	High Risk	Business dealing not recommended or on secured terms only
NB	New Business	No recommendation can be done due to business in infancy stage
NT	No Trace	No recommendation can be done as the business is not traceable

NB is stated where there is insufficient information to facilitate rating. However, it is not to be considered as unfavourable.

This score serves as a reference to assess SC's credit risk and to set the amount of credit to be extended. It is calculated from a composite of weighted scores obtained from each of the major sections of this report. The assessed factors are as follows:

- Financial condition covering various ratios
- Company background and operations size
- Promoters / Management background
- Payment record
- Litigation against the subject
- Industry scenario / competitor analysis
- Supplier / Customer / Banker review (wherever available)

DISCLAIMER : This Report is **PRIVATE & CONFIDENTIAL** and it is prepared at the request of and for its use by the Subscriber only. The Subscriber shall use the contents of the Report merely as an aid to its business. Mira Inform Private Limited ("MIPL") has collated information/data in the Report, which have not been verified unless otherwise specifically mentioned in the Report. The Subscriber shall independently verify the accuracy and correctness of the information/data before in any way acting upon the same. MIPL shall not be liable for any harm, injury, loss or damage caused to the Subscriber due to default by the Subscriber's debtors/beneficiaries in fulfilling their obligations of any nature whatsoever. This Report or any of its portion shall not be used as a documentary evidence or otherwise before any investigative agencies or forum of law. This Report is confidential and proprietary to MIPL. The Subscriber and/or any other person(s) may not reproduce, publish or disclose any of the contents of the Report to others without the express authorization of MIPL. This Report is prepared and issued to the Subscriber without any risk, responsibility or liability on the part of MIPL or its officials.