

MIRA INFORM REPORT

| | |
|---------------|------------|
| Report No. : | 529152 |
| Report Date : | 10.09.2018 |

IDENTIFICATION DETAILS

| | |
|-------------------------|--|
| Name : | L LAMBERT HOLDINGS LIMITED |
| Registered Office : | 1 Bickenhall Mansions Bickenhall Street London W1u 6bp |
| Country : | United Kingdom |
| Date of Incorporation : | 07.06.2017 |
| Com. Reg. No.: | 10807902 |
| Legal Form : | Private Limited with Share Capital |
| Line of Business : | Wholesale of Watches and Jewellery. |
| No. of Employees : | Not Available |

RATING & COMMENTS

(Mira Inform has adopted New Rating mechanism w.e.f. 23rd January 2017)

| | |
|-----------------|---|
| MIRA's Rating : | C |
|-----------------|---|

| Credit Rating | Explanation | Rating Comments |
|---------------|------------------|---|
| C | Medium High Risk | Business dealings permissible preferably on secured basis |

| | |
|---------------------|-------------------------|
| Status : | Relatively New Business |
| Payment Behaviour : | Unknown |
| Litigation : | Clear |

NOTES:

Any query related to this report can be made on e-mail: while quoting report number, name and date.

DISCLAIMER : This Report is **PRIVATE & CONFIDENTIAL** and it is prepared at the request of and for its use by the Subscriber only. The Subscriber shall use the contents of the Report merely as an aid to its business. Mira Inform Private Limited ("MIPL") has collated information/data in the Report, which have not been verified unless otherwise specifically mentioned in the Report. The Subscriber shall independently verify the accuracy and correctness of the information/data before in any way acting upon the same. MIPL shall not be liable for any harm, injury, loss or damage caused to the Subscriber due to default by the Subscriber's debtors/beneficiaries in fulfilling their obligations of any nature whatsoever. This Report or any of its portion shall not be used as a documentary evidence or otherwise before any investigative agencies or forum of law. This Report is confidential and proprietary to MIPL. The Subscriber and/or any other person(s) may not reproduce, publish or disclose any of the contents of the Report to others without the express authorization of MIPL. This Report is prepared and issued to the Subscriber without any risk, responsibility or liability on the part of MIPL or its officials.

ECGC Country Risk Classification List

| Country Name | Previous Rating (31.12.2017) | Current Rating (01.04.2018) |
|----------------|---------------------------------|--------------------------------|
| United Kingdom | A1 | A1 |

| Risk Category | ECGC Classification |
|----------------------|------------------------|
| Insignificant | A1 |
| Low Risk | A2 |
| Moderately Low Risk | B1 |
| Moderate Risk | B2 |
| Moderately High Risk | C1 |
| High Risk | C2 |
| Very High Risk | D |

UNITED KINGDOM - ECONOMIC OVERVIEW

The UK, a leading trading power and financial center, is the third largest economy in Europe after Germany and France. Agriculture is intensive, highly mechanized, and efficient by European standards, producing about 60% of food needs with less than 2% of the labor force. The UK has large coal, natural gas, and oil resources, but its oil and natural gas reserves are declining; the UK has been a net importer of energy since 2005. Services, particularly banking, insurance, and business services, are key drivers of British GDP growth. Manufacturing, meanwhile, has declined in importance but still accounts for about 10% of economic output.

In 2008, the global financial crisis hit the economy particularly hard, due to the importance of its financial sector. Falling home prices, high consumer debt, and the global economic slowdown compounded the UK's economic problems, pushing the economy into recession in the latter half of 2008 and prompting the then BROWN (Labour) government to implement a number of measures to stimulate the economy and stabilize the financial markets. Facing burgeoning public deficits and debt levels, in 2010 the then CAMERON-led coalition government (between Conservatives and Liberal Democrats) initiated an austerity program, which has continued under the Conservative government. However, the deficit still remains one of the highest in the G7, standing at 3.6% of GDP as of 2017, and the UK has pledged to lower its corporation tax from 20% to 17% by 2020. The UK had a debt burden of 90.4% GDP at the end of 2017.

The UK economy has begun to slow since the referendum vote to leave the EU in June 2016. A sustained depreciation of the British pound has increased consumer and producer prices, weighing on consumer spending without spurring a meaningful increase in exports. The UK has an extensive trade relationship with other EU members through its single market membership, and economic observers have warned the exit will jeopardize its position as the central location for European financial services. Prime Minister MAY is seeking a new "deep and special" trade relationship with the EU following the UK's exit. However, economists doubt that the UK will be able to preserve the benefits of EU membership without the obligations. The UK is expected to officially leave the EU by the end of March 2019.

Source : CIA

COMPANY NAME AND ADDRESS

Company Name: L LAMBERT HOLDINGS LIMITED
Company No: 10807902
Company Status: Active - Newly Incorporated
Registered Address: 1 BICKENHALL MANSIONS BICKENHALL STREET LONDON W1U 6BP

COMPANY SUMMARY

Registered Address 1 BICKENHALL MANSIONS, BICKENHALL STREET, LONDON W1U 6BP
Trading Address 1 Bickenhall Mansions, Bickenhall Street, London, W1U 6BP
Website Address --
Telephone Number --
Fax Number --
TPS --
FPS Yes
Incorporation Date 07/06/2017
Previous Name
Type Private limited with Share Capital
FTSE Index -
Date of Change -
Filing Date of Accounts -
Currency GBP
Share Capital £2
SIC07 46480
Charity Number --
SIC07 Description WHOLESALE OF WATCHES AND JEWELLERY
Principal Activity --

ADDITIONAL INFORMATION

CCJ's 0 (£0)

No CCJ Information To Display

Ultimate Holding Company --
Accountant --
Mortgages 0
Group 0 companies
Linkages 0 companies
Countries In 0 countries

KEY FINANCIALS

No Key Financials Information To Display

MORTGAGE SUMMARY

| | |
|----------------|---|
| Total Mortgage | 0 |
| Outstanding | 0 |
| Satisfied | 0 |

TRADE DEBTORS / BAD DEBT SUMMARY

| | |
|----------------------------------|----|
| Total Number of Documented Trade | 0 |
| Total Value of Documented Trade | £0 |

COMMENTARY

This company has been treated as a New company in respect of the rating/limit generated.

This company has not yet filed financial statements and is aged 13-18 months.

This company is based in a geographical area with a moderate level of corporate failures.

This company does not have any registered mortgage charges.

There have been no director resignations in the last 6 months.

CCJ

| | | | |
|----------------------------------|---|---------------------------------|--|
| Total Number of Exact CCJs - | 0 | Total Value of Exact CCJs - | |
| Total Number of Possible CCJs - | 0 | Total Value of Possible CCJs - | |
| Total Number of Satisfied CCJs - | 0 | Total Value of Satisfied CCJs - | |
| Total Number of Writs - | - | | |

| | | | |
|--|---|---|---|
| Total Current Directors | 1 | Total Current Secretaries | 0 |
| Total Previous Directors / Company Secretaries | 0 | Total Person's With Significant Control | 1 |

DISCLAIMER : This Report is **PRIVATE & CONFIDENTIAL** and it is prepared at the request of and for its use by the Subscriber only. The Subscriber shall use the contents of the Report merely as an aid to its business. Mira Inform Private Limited ("MIPL") has collated information/data in the Report, which have not been verified unless otherwise specifically mentioned in the Report. The Subscriber shall independently verify the accuracy and correctness of the information/data before in any way acting upon the same. MIPL shall not be liable for any harm, injury, loss or damage caused to the Subscriber due to default by the Subscriber's debtors/beneficiaries in fulfilling their obligations of any nature whatsoever. This Report or any of its portion shall not be used as a documentary evidence or otherwise before any investigative agencies or forum of law. This Report is confidential and proprietary to MIPL. The Subscriber and/or any other person(s) may not reproduce, publish or disclose any of the contents of the Report to others without the express authorization of MIPL. This Report is prepared and issued to the Subscriber without any risk, responsibility or liability on the part of MIPL or its officials.

CURRENT DIRECTORS











| | | | |
|-----------------------|--|-----------------------------|------------|
| Title | Miss | Function | Director |
| Name | Laura Rose Sookyong Lambert | Nationality | British |
| Date of Birth | 12/1989 | Present Appointments | 2 |
| Latest Address | 1 Bickenhall Mansions Bickenhall Street, London | Appointment Date | 07/06/2017 |
| Post Code | W1U 6BP | | |

TOP SHAREHOLDERS






| Name | Currency | Share Count | Share Type | Nominal Value | % of Total Share Count |
|-----------------------------|----------|-------------|------------|---------------|------------------------|
| LAURA ROSE SOOKYONG LAMBERT | GBP | 100,000 | ORDINARY | 0 | 93 |
| KATHRIN SCHOENKE | GBP | 7,527 | ORDINARY | 0 | 7 |

FINANCIALS


















PROFIT & LOSS

| | Date Of Accounts | - | (%) | - | (%) | - | (%) | - | (%) | - |
|--|-------------------|---|-----|---|-----|---|-----|---|-----|---|
| | Weeks | - | (%) | - | (%) | - | (%) | - | (%) | - |
| | Currency | - | (%) | - | (%) | - | (%) | - | (%) | - |
| | Consolidated A/cs | - | (%) | - | (%) | - | (%) | - | (%) | - |
|  Turnover | | - | - | - | - | - | - | - | - | - |
|  Export | | - | - | - | - | - | - | - | - | - |
|  Cost of Sales | | - | - | - | - | - | - | - | - | - |
|  Gross Profit | | - | - | - | - | - | - | - | - | - |
|  Wages & Salaries | | - | - | - | - | - | - | - | - | - |
|  Directors Emoluments | | - | - | - | - | - | - | - | - | - |
|  Operating Profit | | - | - | - | - | - | - | - | - | - |
|  Depreciation | | - | - | - | - | - | - | - | - | - |
|  Audit Fees | | - | - | - | - | - | - | - | - | - |
|  Interest Payments | | - | - | - | - | - | - | - | - | - |




DISCLAIMER : This Report is **PRIVATE & CONFIDENTIAL** and it is prepared at the request of and for its use by the Subscriber only. The Subscriber shall use the contents of the Report merely as an aid to its business. Mira Inform Private Limited ("MIPL") has collated information/data in the Report, which have not been verified unless otherwise specifically mentioned in the Report. The Subscriber shall independently verify the accuracy and correctness of the information/data before in any way acting upon the same. MIPL shall not be liable for any harm, injury, loss or damage caused to the Subscriber due to default by the Subscriber's debtors/beneficiaries in fulfilling their obligations of any nature whatsoever. This Report or any of its portion shall not be used as a documentary evidence or otherwise before any investigative agencies or forum of law. This Report is confidential and proprietary to MIPL. The Subscriber and/or any other person(s) may not reproduce, publish or disclose any of the contents of the Report to others without the express authorization of MIPL. This Report is prepared and issued to the Subscriber without any risk, responsibility or liability on the part of MIPL or its officials.

| | | | | | | | | | | |
|---|------------------------|---|---|---|---|---|---|---|---|---|
|  | Pre Tax Profit | - | - | - | - | - | - | - | - | - |
|  | Taxation | - | - | - | - | - | - | - | - | - |
|  | Profit After Tax | - | - | - | - | - | - | - | - | - |
|  | Dividends Payable | - | - | - | - | - | - | - | - | - |
|  | Retained Profit | - | - | - | - | - | - | - | - | - |



Balance Sheet

| | | | | | | | | | | |
|---|------------------------------------|---|-----|---|-----|---|-----|---|-----|---|
| | Date Of Accounts | - | (%) | - | (%) | - | (%) | - | (%) | - |
|  | Tangible Assets | - | - | - | - | - | - | - | - | - |
|  | Intangible Assets | - | - | - | - | - | - | - | - | - |
|  | Total Fixed Assets | - | - | - | - | - | - | - | - | - |
|  | Stock | - | - | - | - | - | - | - | - | - |
|  | Trade Debtors | - | - | - | - | - | - | - | - | - |
|  | Cash | - | - | - | - | - | - | - | - | - |
|  | Other Debtors | - | - | - | - | - | - | - | - | - |
|  | Miscellaneous Current Assets | - | - | - | - | - | - | - | - | - |
|  | Total Current Assets | - | - | - | - | - | - | - | - | - |
|  | Trade Creditors | - | - | - | - | - | - | - | - | - |
|  | Bank Loans & Overdrafts | - | - | - | - | - | - | - | - | - |
|  | Other Short Term Finance | - | - | - | - | - | - | - | - | - |
|  | Miscellaneous Current Liabilities | - | - | - | - | - | - | - | - | - |
|  | Total Current Liabilities | - | - | - | - | - | - | - | - | - |
|  | Bank Loans & Overdrafts and LTL | - | - | - | - | - | - | - | - | - |
|  | Other Long Term Finance | - | - | - | - | - | - | - | - | - |
|  | Total Long Term Liabilities | - | - | - | - | - | - | - | - | - |






Capital & Reserves

| | | | | | | | | | | |
|---|-------------------------|---|-----|---|-----|---|-----|---|-----|---|
| | Date Of Accounts | - | (%) | - | (%) | - | (%) | - | (%) | - |
|  | Called Up Share Capital | - | - | - | - | - | - | - | - | - |
|  | P & L Account Reserve | - | - | - | - | - | - | - | - | - |
|  | Revaluation Reserve | - | - | - | - | - | - | - | - | - |





DISCLAIMER : This Report is **PRIVATE & CONFIDENTIAL** and it is prepared at the request of and for its use by the Subscriber only. The Subscriber shall use the contents of the Report merely as an aid to its business. Mira Inform Private Limited ("MIPL") has collated information/data in the Report, which have not been verified unless otherwise specifically mentioned in the Report. The Subscriber shall independently verify the accuracy and correctness of the information/data before in any way acting upon the same. MIPL shall not be liable for any harm, injury, loss or damage caused to the Subscriber due to default by the Subscriber's debtors/beneficiaries in fulfilling their obligations of any nature whatsoever. This Report or any of its portion shall not be used as a documentary evidence or otherwise before any investigative agencies or forum of law. This Report is confidential and proprietary to MIPL. The Subscriber and/or any other person(s) may not reproduce, publish or disclose any of the contents of the Report to others without the express authorization of MIPL. This Report is prepared and issued to the Subscriber without any risk, responsibility or liability on the part of MIPL or its officials.

| | | | | | | | | | | |
|---|-------------------|---|---|---|---|---|---|---|---|---|
|  | Sundry Reserves | - | - | - | - | - | - | - | - | - |
|  | Shareholder Funds | - | - | - | - | - | - | - | - | - |



Other Financial Items

| | | | | | | | | | | |
|---|-------------------|---|-----|---|-----|---|-----|---|-----|---|
| | Date Of Accounts | - | (%) | - | (%) | - | (%) | - | (%) | - |
|  | Net Worth | - | - | - | - | - | - | - | - | - |
|  | Working Capital | - | - | - | - | - | - | - | - | - |
|  | Total Assets | - | - | - | - | - | - | - | - | - |
|  | Total Liabilities | - | - | - | - | - | - | - | - | - |
|  | Net Assets | - | - | - | - | - | - | - | - | - |




Cash Flow

| | | | | | | | | | | |
|---|-------------------------------|---|-----|---|-----|---|-----|---|-----|---|
| | Date Of Accounts | - | (%) | - | (%) | - | (%) | - | (%) | - |
|  | Net Cashflow from Operations | - | - | - | - | - | - | - | - | - |
|  | Net Cashflow before Financing | - | - | - | - | - | - | - | - | - |
|  | Net Cashflow from Financing | - | - | - | - | - | - | - | - | - |
|  | Increase in Cash | - | - | - | - | - | - | - | - | - |












Miscellaneous

| | | | | | | | | | | |
|---|----------------------|---|-----|---|-----|---|-----|---|-----|---|
| | Date Of Accounts | - | (%) | - | (%) | - | (%) | - | (%) | - |
| | Contingent Liability | - | - | - | - | - | - | - | - | - |
|  | Capital Employed | - | - | - | - | - | - | - | - | - |
|  | Number of Employees | - | - | - | - | - | - | - | - | - |
| | Accountants | - | | | | | | | | |
| | Auditors | - | | | | | | | | |
| | Auditor Comments | - | | | | | | | | |
| | Bankers | - | | | | | | | | |
| | Bank Branch Code | - | | | | | | | | |

Ratios

| | | | | | | |
|---|---------------------------|---|---|---|---|---|
| | Date Of Accounts | - | - | - | - | - |
|  | Pre-tax profit margin % | - | - | - | - | - |
|  | Current ratio | - | - | - | - | - |
|  | Sales/Net Working Capital | - | - | - | - | - |

DISCLAIMER : This Report is **PRIVATE & CONFIDENTIAL** and it is prepared at the request of and for its use by the Subscriber only. The Subscriber shall use the contents of the Report merely as an aid to its business. Mira Inform Private Limited ("MIPL") has collated information/data in the Report, which have not been verified unless otherwise specifically mentioned in the Report. The Subscriber shall independently verify the accuracy and correctness of the information/data before in any way acting upon the same. MIPL shall not be liable for any harm, injury, loss or damage caused to the Subscriber due to default by the Subscriber's debtors/beneficiaries in fulfilling their obligations of any nature whatsoever. This Report or any of its portion shall not be used as a documentary evidence or otherwise before any investigative agencies or forum of law. This Report is confidential and proprietary to MIPL. The Subscriber and/or any other person(s) may not reproduce, publish or disclose any of the contents of the Report to others without the express authorization of MIPL. This Report is prepared and issued to the Subscriber without any risk, responsibility or liability on the part of MIPL or its officials.

| | | | | | | |
|---|-----------------------------------|---|---|---|---|---|
|  | Gearing % | - | - | - | - | - |
|  | Equity in % | - | - | - | - | - |
|  | Creditor Days | - | - | - | - | - |
|  | Debtor Days | - | - | - | - | - |
|  | Liquidity/Acid Test | - | - | - | - | - |
|  | Return On Capital Employed % | - | - | - | - | - |
|  | Return On Total Assets Employed % | - | - | - | - | - |
|  | Current Debt Ratio | - | - | - | - | - |
|  | Total Debt Ratio | - | - | - | - | - |
|  | Stock Turnover Ratio % | - | - | - | - | - |
|  | Return on Net Assets Employed % | - | - | - | - | - |

REPORT NOTES

There are no notes to display.

STATUS HISTORY

No Status History found

EVENT HISTORY

| Date | Description |
|------------|--|
| 15/06/2018 | Confirmation Statement |
| 10/06/2017 | Confirmation Statement |
| 09/06/2017 | New Board Member Miss L.R. Lambert appointed |

PREVIOUS COMPANY NAMES

No Previous Names found

DISCLAIMER : This Report is **PRIVATE & CONFIDENTIAL** and it is prepared at the request of and for its use by the Subscriber only. The Subscriber shall use the contents of the Report merely as an aid to its business. Mira Inform Private Limited ("MIPL") has collated information/data in the Report, which have not been verified unless otherwise specifically mentioned in the Report. The Subscriber shall independently verify the accuracy and correctness of the information/data before in any way acting upon the same. MIPL shall not be liable for any harm, injury, loss or damage caused to the Subscriber due to default by the Subscriber's debtors/beneficiaries in fulfilling their obligations of any nature whatsoever. This Report or any of its portion shall not be used as a documentary evidence or otherwise before any investigative agencies or forum of law. This Report is confidential and proprietary to MIPL. The Subscriber and/or any other person(s) may not reproduce, publish or disclose any of the contents of the Report to others without the express authorization of MIPL. This Report is prepared and issued to the Subscriber without any risk, responsibility or liability on the part of MIPL or its officials.

WRIT DETAILS

No writs found

STATISTICS

| | |
|------------------|----------------|
| Group | - |
| Linkages | 0 companies |
| Countries | In 0 countries |

SUMMARY

| | |
|---------------------------------|---|
| Holding Company | - |
| Ownership Status | |
| Ultimate Holding Company | - |

GROUP STRUCTURE FULL

No Group Structure

PREVIOUS DIRECTOR/COMPANY SECRETARIES

No Previous Director Details

| | | | |
|---|---|-------------------------|---|
| Total Persons With Significant Control | 1 | Total Statements | 0 |
| Active | 1 | Active | 0 |
| Ceased | 0 | Ceased | 0 |

ACTIVE PERSONS WITH SIGNIFICANT CONTROL

| | | | |
|------------------|---|-----------------------------|--|
| Name | Miss Laura Rose Sookyong Lambert | Kind | Individual Person With Significant Control |
| Address | 1 Bickenhall Mansions Bickenhall Street, London | Country Of Residence | England |
| Post Code | W1U 6BP | Nationality | British |
| Date of | 12/1989 | Notified On | 07/06/2017 |

DISCLAIMER : This Report is **PRIVATE & CONFIDENTIAL** and it is prepared at the request of and for its use by the Subscriber only. The Subscriber shall use the contents of the Report merely as an aid to its business. Mira Inform Private Limited ("MIPL") has collated information/data in the Report, which have not been verified unless otherwise specifically mentioned in the Report. The Subscriber shall independently verify the accuracy and correctness of the information/data before in any way acting upon the same. MIPL shall not be liable for any harm, injury, loss or damage caused to the Subscriber due to default by the Subscriber's debtors/beneficiaries in fulfilling their obligations of any nature whatsoever. This Report or any of its portion shall not be used as a documentary evidence or otherwise before any investigative agencies or forum of law. This Report is confidential and proprietary to MIPL. The Subscriber and/or any other person(s) may not reproduce, publish or disclose any of the contents of the Report to others without the express authorization of MIPL. This Report is prepared and issued to the Subscriber without any risk, responsibility or liability on the part of MIPL or its officials.

| | | | |
|-------------------|---|--|--|
| Birth | | | |
| Nature Of Control | Ownership Of Shares 75 To 100 Percent, Voting Rights 75 To 100 Percent, Right To Appoint And Remove Directors | | |

CEASED PERSONS WITH SIGNIFICANT CONTROL

No Ceased Persons With Significant Control To Display

ACTIVE STATEMENTS

No Active Statements To Display

CEASED STATEMENTS

No Ceased Statements To Display

| | |
|------------------------------|-----|
| Average Invoice Value | n/a |
| Invoices available | n/a |
| Paid | n/a |
| Outstanding | n/a |

Trade Payment Data is information that we collect from selected third party partners who send us information about their whole sales ledger.

| | Within Terms | 0-30 Days | 31-60 Days | 61-90 Days | 91+ Days |
|--------------------|---------------------|------------------|-------------------|-------------------|-----------------|
| Paid | | | | | |
| Outstanding | | | | | |

FOREIGN EXCHANGE RATES

| Currency | Unit | Indian Rupees |
|-----------|------|---------------|
| US Dollar | 1 | INR 71.90 |
| UK Pound | 1 | INR 93.04 |
| Euro | 1 | INR 83.67 |
| GBP | 1 | INR 93.38 |

Note: Above are approximate rates obtained from sources believed to be correct

INFORMATION DETAILS

| | |
|-----------------------------|-----|
| Analysis Done by : | NIY |
| Report Prepared by : | NIT |

DISCLAIMER : This Report is **PRIVATE & CONFIDENTIAL** and it is prepared at the request of and for its use by the Subscriber only. The Subscriber shall use the contents of the Report merely as an aid to its business. Mira Inform Private Limited ("MIPL") has collated information/data in the Report, which have not been verified unless otherwise specifically mentioned in the Report. The Subscriber shall independently verify the accuracy and correctness of the information/data before in any way acting upon the same. MIPL shall not be liable for any harm, injury, loss or damage caused to the Subscriber due to default by the Subscriber's debtors/beneficiaries in fulfilling their obligations of any nature whatsoever. This Report or any of its portion shall not be used as a documentary evidence or otherwise before any investigative agencies or forum of law. This Report is confidential and proprietary to MIPL. The Subscriber and/or any other person(s) may not reproduce, publish or disclose any of the contents of the Report to others without the express authorization of MIPL. This Report is prepared and issued to the Subscriber without any risk, responsibility or liability on the part of MIPL or its officials.

RATING EXPLANATIONS

| Credit Rating | Explanation | Rating Comments |
|---------------|------------------|--|
| A++ | Minimum Risk | Business dealings permissible with minimum risk of default |
| A+ | Low Risk | Business dealings permissible with low risk of default |
| A | Acceptable Risk | Business dealings permissible with moderate risk of default |
| B | Medium Risk | Business dealings permissible on a regular monitoring basis |
| C | Medium High Risk | Business dealings permissible preferably on secured basis |
| D | High Risk | Business dealing not recommended or on secured terms only |
| NB | New Business | No recommendation can be done due to business in infancy stage |
| NT | No Trace | No recommendation can be done as the business is not traceable |

NB is stated where there is insufficient information to facilitate rating. However, it is not to be considered as unfavourable.

This score serves as a reference to assess SC's credit risk and to set the amount of credit to be extended. It is calculated from a composite of weighted scores obtained from each of the major sections of this report. The assessed factors are as follows:

- Financial condition covering various ratios
- Company background and operations size
- Promoters / Management background
- Payment record
- Litigation against the subject
- Industry scenario / competitor analysis
- Supplier / Customer / Banker review (wherever available)