

MIRA INFORM REPORT

| | |
|----------------------|------------|
| Report No. : | 528314 |
| Report Date : | 10.09.2018 |

IDENTIFICATION DETAILS

| | |
|---|---|
| Name : | THERMON INDIA PRIVATE LIMITED (w.e.f. 31.10.2017) |
| Formerly Known As : | THERMON HEAT TRACERS PRIVATE LIMITED |
| Registered Office : | 566+570/1 Koregaon Bhimard, Shirur, Pune – 412207, Maharashtra |
| Tel. No.: | 91-22-66716103 |
| Country : | India |
| Financials (as on) : | 31.03.2017 |
| Date of Incorporation : | 16.08.1983 |
| CIN No.: [Company Identification No.] | U99999MH1983PTC030628 |
| Capital Investment / Paid-up Capital : | INR 6.500 Million |
| PAN No.: [Permanent Account No.] | AAACT6307Q |
| GSTN : [Goods & Service Tax Registration No.] | 27AAACT6307Q1ZW |
| Legal Form : | Private Limited Liability Company |
| Line of Business : | <ul style="list-style-type: none"> • Subject is engaged in Deals in the heat tracing system, the external application of heat to pipes, tanks and instrumentations. • Manufacturer of Insulated Wire and Cable and other insulated conductors, insulated strips as used in large capacity machines or control equipment and optical fibre cables. [Registered Activity] |
| No. of Employees : | Information declined by the management |

RATING & COMMENTS

(Mira Inform has adopted New Rating mechanism w.e.f. 23rd January 2017)

DISCLAIMER : This Report is **PRIVATE & CONFIDENTIAL** and it is prepared at the request of and for its use by the Subscriber only. The Subscriber shall use the contents of the Report merely as an aid to its business. Mira Inform Private Limited ("MIPL") has collated information/data in the Report, which have not been verified unless otherwise specifically mentioned in the Report. The Subscriber shall independently verify the accuracy and correctness of the information/data before in any way acting upon the same. MIPL shall not be liable for any harm, injury, loss or damage caused to the Subscriber due to default by the Subscriber's debtors/beneficiaries in fulfilling their obligations of any nature whatsoever. This Report or any of its portion shall not be used as a documentary evidence or otherwise before any investigative agencies or forum of law. This Report is confidential and proprietary to MIPL. The Subscriber and/or any other person(s) may not reproduce, publish or disclose any of the contents of the Report to others without the express authorization of MIPL. This Report is prepared and issued to the Subscriber without any risk, responsibility or liability on the part of MIPL or its officials.

| | |
|------------------------|----|
| MIRA's Rating : | A+ |
|------------------------|----|

| Credit Rating | Explanation | Rating Comments |
|---------------|-------------|--|
| A+ | Low Risk | Business dealings permissible with low risk of default |

| | |
|----------------------------|--|
| Status : | Good |
| Payment Behaviour : | Regular |
| Litigation : | Clear |
| Comments : | <p>Subject is a subsidiary of "Thermon Inc, U.S.A. The company was incorporated in the year 1983 is based in Mumbai, Maharashtra. It is an established company having fine track records.</p> <p>For the financial year ended 2017, the company has achieved healthy operational revenue and has reported decent profit margin at 10.18% (approx.)</p> <p>The company possesses sound financial profile marked by healthy net worth base along with debt free balance sheet and favorable gap between trade payable to its trade receivables.</p> <p>The rating also considers company's long standing track record of business operation along with satisfactory earning per share of the company i.e., (earning per share of INR 45 against face value of INR 10.)</p> <p>Further, the company derives strength from its holding entity and its experienced management team.</p> <p>Trade relations are reported as fair. Business is active. Payment terms are seems to be regular and as per commitments.</p> <p>In view of aforesaid, the company can be considered for business dealings at usual trade terms and conditons.</p> |

NOTES :

Any query related to this report can be made on e-mail : infodept@mirainform.com while quoting report number, name and date.

ECGC Country Risk Classification List

| Country Name | Previous Rating (31.12.2017) | Current Rating (01.04.2018) |
|--------------|---------------------------------|--------------------------------|
| India | A1 | A1 |

| Risk Category | ECGC Classification |
|---------------|---------------------|
|---------------|---------------------|

DISCLAIMER : This Report is **PRIVATE & CONFIDENTIAL** and it is prepared at the request of and for its use by the Subscriber only. The Subscriber shall use the contents of the Report merely as an aid to its business. Mira Inform Private Limited ("MIPL") has collated information/data in the Report, which have not been verified unless otherwise specifically mentioned in the Report. The Subscriber shall independently verify the accuracy and correctness of the information/data before in any way acting upon the same. MIPL shall not be liable for any harm, injury, loss or damage caused to the Subscriber due to default by the Subscriber's debtors/beneficiaries in fulfilling their obligations of any nature whatsoever. This Report or any of its portion shall not be used as a documentary evidence or otherwise before any investigative agencies or forum of law. This Report is confidential and proprietary to MIPL. The Subscriber and/or any other person(s) may not reproduce, publish or disclose any of the contents of the Report to others without the express authorization of MIPL. This Report is prepared and issued to the Subscriber without any risk, responsibility or liability on the part of MIPL or its officials.

| | |
|----------------------|----|
| Insignificant | A1 |
| Low Risk | A2 |
| Moderately Low Risk | B1 |
| Moderate Risk | B2 |
| Moderately High Risk | C1 |
| High Risk | C2 |
| Very High Risk | D |

EXTERNAL AGENCY RATING

| | |
|---------------------------|---------------|
| Rating Agency Name | Not Available |
| Rating | Not Available |
| Rating Explanation | Not Available |
| Date | Not Available |

RBI DEFAULTERS' LIST STATUS

Subject's name is not enlisted as a defaulter in the publicly available RBI Defaulters' list.

EPF (Employee Provident Fund) DEFAULTERS' LIST STATUS

Subject's name is not enlisted as a defaulter in the publicly available EPF (Employee Provident Fund) Defaulters' list as of 31-03-2018.

BIFR (Board for Industrial & Financial Reconstruction) LISTING STATUS

Subject's name is not listed as a Sick Unit in the publicly available BIFR (Board for Industrial & Financial Reconstruction) list as of 10.09.2018.

IBBI (Insolvency and Bankruptcy Board of India) LISTING STATUS

Subject's name is not listed in the publicly available IBBI (Insolvency and Bankruptcy Board of India) list as of report date.

INFORMATION DENIED

Management Non-Cooperative (Tel. No.: 91-22-66716103)

Tel. No.: 91-22-66716100 / 101 / 102 / 109

LOCATIONS

| | |
|----------------------------|--|
| Registered Office : | 566+570/1 Koregaon Bhimard, Shirur, Pune – 412207, Maharashtra, India |
| Tel. No.: | 91-22-66716103 |
| Fax No.: | Not Available |
| E-Mail : | Mithilesh.juvle@thermon.com |
| Website : | http://au.thermon.com |

DIRECTORS

As on 31.03.2018

| | |
|------------------------------|---|
| Name : | Mr. Jay Carl Peterson |
| Designation : | Director |
| Address : | 10129 Planters Woods Austin Texas 78730 Us |
| Date of Appointment : | 07.10.2010 |
| DIN No.: | 02360288 |
| Name : | Mr. Bruce Alan Thames |
| Designation : | Director |
| Address : | 5508, FORT Benton DR Austin Texas 78701 US |
| Date of Birth/Age : | 18.02.1963 |
| Date of Appointment : | 01.04.2016 |
| DIN No.: | 07028305 |
| Name : | Mr. Prasad Shripad Shetye |
| Designation : | Director |
| Address : | 701, Yog Milan Chs Limited, Dinanath Mangeshkar Marg, Opposite Bhatia Hospital, Mumbai – 400034, Maharashtra, India |
| Date of Appointment : | 29.12.2014 |
| DIN No.: | 07089912 |

DISCLAIMER : This Report is **PRIVATE & CONFIDENTIAL** and it is prepared at the request of and for its use by the Subscriber only. The Subscriber shall use the contents of the Report merely as an aid to its business. Mira Inform Private Limited ("MIPL") has collated information/data in the Report, which have not been verified unless otherwise specifically mentioned in the Report. The Subscriber shall independently verify the accuracy and correctness of the information/data before in any way acting upon the same. MIPL shall not be liable for any harm, injury, loss or damage caused to the Subscriber due to default by the Subscriber's debtors/beneficiaries in fulfilling their obligations of any nature whatsoever. This Report or any of its portion shall not be used as a documentary evidence or otherwise before any investigative agencies or forum of law. This Report is confidential and proprietary to MIPL. The Subscriber and/or any other person(s) may not reproduce, publish or disclose any of the contents of the Report to others without the express authorization of MIPL. This Report is prepared and issued to the Subscriber without any risk, responsibility or liability on the part of MIPL or its officials.

MAJOR SHAREHOLDERS / SHAREHOLDING PATTERN

As on 31.03.2017

| Names of Shareholders | | No. of Shares |
|---|--|---------------|
| Thermon INC USA | | 649997 |
| Thermon Heat Tracing Services -II INC, United States of America | | 1 |
| Thermon Heat Tracing Services INC, United States of America | | 1 |
| Thermon Heat Tracing Services -I INC, United States of America | | 1 |
| | | |
| Total | | 650000 |

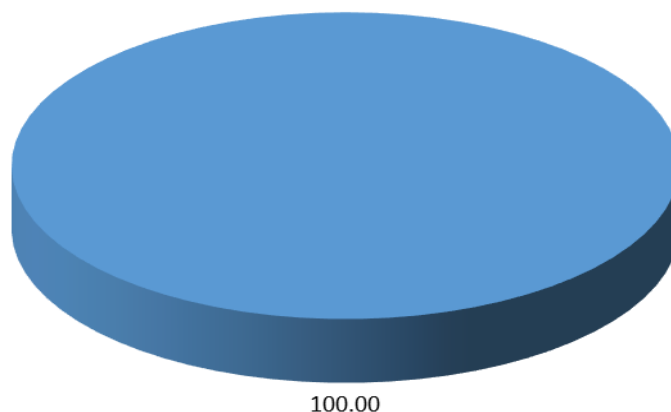
Equity Share Break up (Percentage of Total Equity)

As on 27.09.2017

| Category | Percentage |
|---|---------------|
| Promoter – Others (Foreign Holding Co.) | 100.00 |
| Total | 100.00 |

Share holding pattern

■ Promoter – Other



BUSINESS DETAILS

| | | |
|---------------------------|---|---|
| Line of Business : | <ul style="list-style-type: none"> Subject is engaged in Deals in the heat tracing system, the external application of heat to pipes, tanks and instrumentations. Manufacturer of Insulated Wire and Cable and other insulated conductors, insulated strips as used in large capacity machines or control equipment and optical fibre cables. [Registered Activity] | |
| Products : | Item Code No. | Product Description |
| | 31300 | Manufacturer of Insulated Wire and Cable and other insulated conductors, insulated strips as used in large capacity machines or control equipment and optical fibre cables. |
| | 5159 | Wholesale of other machinery, equipment and supplies |
| | 7499 | Other business activities |
| Brand Names : | Not Divulged | |
| Agencies Held : | Not Divulged | |
| Exports : | Not Divulged | |
| Imports : | Not Divulged | |
| Terms : | Not Divulged | |

PRODUCTION STATUS NOT AVAILABLE

GENERAL INFORMATION

| | | |
|--------------------|-------------------------------|--------------|
| Suppliers : | Reference : | Not Divulged |
| | Name of the Person : | -- |
| | Contact No.: | -- |
| | Since How Long Known : | -- |
| | Maximum Limit Dealt : | -- |
| | Experience : | -- |
| | Remark: | -- |
| Customers : | Reference : | Not Divulged |
| | Name of the Person : | -- |
| | Contact No.: | -- |
| | Since How Long Known : | -- |

ThERMON INDIA PRIVATE LIMITED - 528314

PAGE NO. : 7

| | | |
|---------------------------|---|--------------|
| | Maximum Limit Dealt : | -- |
| | Experience : | -- |
| | Remark: | -- |
| No. of Employees : | Information declined by the management | |
| Bankers : | Bank Name | Not Divulged |
| | Branch | -- |
| | Person Name (With Designation) | -- |
| | Contact Number | -- |
| | Name of Account Holder | -- |
| | Account Number | -- |
| | Account Since (Date/Year of Account Opening) | -- |
| | Average Balance Maintained (If Possible) | -- |
| | Credit Facilities Enjoyed (If any) | -- |
| | Account Operation | -- |
| | Remarks (If any) | -- |

| | |
|--|--|
| Auditors : | |
| Name : | E A Patil and Associates Chartered Accountants |
| Address : | 316, 3rd Floor, Nirman Vyapar Kendra, Sector 17, Vashi, Navi Mumbai – 400705, Maharashtra, India |
| PAN N Income-tax PAN of auditor or auditor's firm : | AAAFE7801R |
| Memberships : | Not Available |
| Collaborators : | Not Available |
| Holding Company : | Thermon Inc. (Formerly known as Thermon Manufacturing Company) |
| Related Parties : | <ul style="list-style-type: none"> • Thermon Middle East W.L.L. • Thermon Mfg Company – San Marcos • Thermon Heat Tracing Services Inc-Calgary (Canada) • Thermon Europe BV • Thermon Korea Limited |

CAPITAL STRUCTURE

As on 31.03.2017

Authorised Capital :

| No. of Shares | Type | Value | Amount |
|---------------|---------------|---------------|--------------------|
| 1000000 | Equity Shares | INR 10/- each | INR 10.000 Million |

Issued, Subscribed & Paid-up Capital :

| No. of Shares | Type | Value | Amount |
|---------------|---------------|---------------|-------------------|
| 650000 | Equity Shares | INR 10/- each | INR 6.500 Million |

FINANCIAL DATA
[all figures are in INR Million]

ABRIDGED BALANCE SHEET

| SOURCES OF FUNDS | 31.03.2017 | 31.03.2016 | 31.03.2015 |
|---|-------------------|-------------------|-------------------|
| I. EQUITY AND LIABILITIES | | | |
| (1) Shareholders' Funds | | | |
| (a) Share Capital | 6.500 | 6.500 | 6.500 |
| (b) Reserves & Surplus | 244.225 | 214.547 | 183.073 |
| (c) Money received against share warrants | 0.000 | 0.000 | 0.000 |
| (2) Share Application money pending allotment | 0.000 | 0.000 | 0.000 |
| Total Shareholders' Funds (1) + (2) | 250.725 | 221.047 | 189.573 |
| (3) Non-Current Liabilities | | | |
| (a) long-term borrowings | 0.000 | 0.000 | 0.000 |
| (b) Deferred tax liabilities (Net) | 0.000 | 0.000 | 0.000 |
| (c) Other long term liabilities | 26.849 | 26.849 | 26.849 |
| (d) long-term provisions | 7.729 | 6.845 | 5.381 |
| Total Non-current Liabilities (3) | 34.578 | 33.694 | 32.230 |
| (4) Current Liabilities | | | |
| (a) Short term borrowings | 0.000 | 0.000 | 0.000 |
| (b) Trade payables | 32.771 | 57.596 | 46.915 |
| (c) Other current liabilities | 0.000 | 0.000 | 0.000 |
| (d) Short-term provisions | 15.244 | 13.829 | 14.922 |
| Total Current Liabilities (4) | 48.015 | 71.425 | 61.837 |
| TOTAL | 333.318 | 326.166 | 283.640 |
| II. ASSETS | | | |
| (1) Non-current assets | | | |
| (a) Fixed Assets | | | |
| (i) Tangible assets | 10.215 | 10.465 | 11.197 |
| (ii) Intangible Assets | 0.000 | 0.000 | 0.197 |
| (iii) Capital work-in-progress | 0.000 | 0.000 | 0.000 |
| (iv) Intangible assets under development | 0.000 | 0.000 | 0.000 |
| (b) Non-current Investments | 0.000 | 0.000 | 51.524 |
| (c) Deferred tax assets (net) | 14.030 | 12.530 | 13.605 |
| (d) Long-term Loan and Advances | 3.139 | 3.091 | 0.170 |

DISCLAIMER : This Report is **PRIVATE & CONFIDENTIAL** and it is prepared at the request of and for its use by the Subscriber only. The Subscriber shall use the contents of the Report merely as an aid to its business. Mira Inform Private Limited ("MIPL") has collated information/data in the Report, which have not been verified unless otherwise specifically mentioned in the Report. The Subscriber shall independently verify the accuracy and correctness of the information/data before in any way acting upon the same. MIPL shall not be liable for any harm, injury, loss or damage caused to the Subscriber due to default by the Subscriber's debtors/beneficiaries in fulfilling their obligations of any nature whatsoever. This Report or any of its portion shall not be used as a documentary evidence or otherwise before any investigative agencies or forum of law. This Report is confidential and proprietary to MIPL. The Subscriber and/or any other person(s) may not reproduce, publish or disclose any of the contents of the Report to others without the express authorization of MIPL. This Report is prepared and issued to the Subscriber without any risk, responsibility or liability on the part of MIPL or its officials.

THERMON INDIA PRIVATE LIMITED - 528314

PAGE NO. : 10

| | | | |
|-----------------------------------|----------------|----------------|----------------|
| (e) Other Non-current assets | 20.991 | 20.578 | 18.596 |
| Total Non-Current Assets | 48.375 | 46.664 | 95.289 |
| (2) Current assets | | | |
| (a) Current investments | 124.677 | 103.440 | 0.000 |
| (b) Inventories | 23.495 | 41.417 | 51.039 |
| (c) Trade receivables | 77.928 | 78.644 | 105.670 |
| (d) Cash and cash equivalents | 34.055 | 28.302 | 6.843 |
| (e) Short-term loans and advances | 0.000 | 0.000 | 0.000 |
| (f) Other current assets | 24.788 | 27.699 | 24.799 |
| Total Current Assets | 284.943 | 279.502 | 188.351 |
| TOTAL | 333.318 | 326.166 | 283.640 |

PROFIT & LOSS ACCOUNT

| | PARTICULARS | 31.03.2017 | 31.03.2016 | 31.03.2015 |
|-------------|---|-------------------|-------------------|-------------------|
| | SALES | | | |
| | Income | 291.541 | 283.789 | 280.907 |
| | Other Income | 8.772 | 8.276 | 7.108 |
| | TOTAL | 300.313 | 292.065 | 288.015 |
| Less | EXPENSES | | | |
| | Cost of Materials Consumed | 158.158 | 159.843 | 185.042 |
| | Changes in inventories of finished goods, work-in-progress and Stock-in-Trade | 12.413 | 6.896 | (17.104) |
| | Employees benefits expense | 44.045 | 40.743 | 41.880 |
| | Provision for indirect tax | 0.000 | 1.802 | 1.009 |
| | Rent | 4.885 | 4.810 | 4.586 |
| | Professional Fees | 11.436 | 9.189 | 8.610 |
| | Travelling and Conveyance Expenses | 4.556 | 5.167 | 4.711 |
| | Selling and Administration Expenses | 2.156 | 1.299 | 3.723 |
| | Other expenses | 16.185 | 11.072 | 10.740 |
| | Exceptional Items | 0.000 | 0.000 | (1.085) |
| | TOTAL | 253.834 | 240.821 | 242.112 |
| | PROFIT/ (LOSS) BEFORE INTEREST, TAX, DEPRECIATION AND AMORTISATION | 46.479 | 51.244 | 45.903 |
| Less | FINANCIAL EXPENSES | | | |
| | | 0.904 | 0.778 | 1.130 |
| | PROFIT / (LOSS) BEFORE TAX, DEPRECIATION | 45.575 | 50.466 | 44.773 |

DISCLAIMER : This Report is **PRIVATE & CONFIDENTIAL** and it is prepared at the request of and for its use by the Subscriber only. The Subscriber shall use the contents of the Report merely as an aid to its business. Mira Inform Private Limited ("MIPL") has collated information/data in the Report, which have not been verified unless otherwise specifically mentioned in the Report. The Subscriber shall independently verify the accuracy and correctness of the information/data before in any way acting upon the same. MIPL shall not be liable for any harm, injury, loss or damage caused to the Subscriber due to default by the Subscriber's debtors/beneficiaries in fulfilling their obligations of any nature whatsoever. This Report or any of its portion shall not be used as a documentary evidence or otherwise before any investigative agencies or forum of law. This Report is confidential and proprietary to MIPL. The Subscriber and/or any other person(s) may not reproduce, publish or disclose any of the contents of the Report to others without the express authorization of MIPL. This Report is prepared and issued to the Subscriber without any risk, responsibility or liability on the part of MIPL or its officials.

THERMON INDIA PRIVATE LIMITED - 528314

PAGE NO. : 11

| | AND AMORTISATION | | | |
|-------------|--|---------------|---------------|---------------|
| Less | DEPRECIATION/ AMORTISATION | 1.897 | 2.967 | 3.263 |
| | PROFIT/ (LOSS) BEFORE TAX | 43.678 | 47.499 | 41.510 |
| Less | TAX | 14.000 | 16.024 | 17.328 |
| | PROFIT/ (LOSS) AFTER TAX | 29.678 | 31.475 | 24.182 |
| | Earnings / (Loss) Per Share (INR) | 45.66 | 48.42 | 37.20 |

CURRENT MATURITIES OF LONG TERM DEBT DETAILS

| Particulars | 31.03.2017 | 31.03.2016 | 31.03.2015 |
|---------------------------------------|------------|------------|------------|
| Current Maturities of Long term debt | NA | NA | NA |
| Cash generated from operations | NA | NA | NA |
| Net cash flow from operating activity | NA | NA | NA |

KEY RATIOS

EFFICIENCY RATIOS

| PARTICULARS | 31.03.2017 | 31.03.2016 | 31.03.2015 |
|---|------------|------------|------------|
| Average Collection Days (Sundry Debtors / Income * 365 Days) | 97.56 | 101.15 | 137.30 |
| Account Receivables Turnover (Income / Sundry Debtors) | 3.74 | 3.61 | 2.66 |
| Average Payment Days (Sundry Creditors / Purchases * 365 Days) | 75.63 | 131.52 | 92.54 |
| Inventory Turnover (Operating Income / Inventories) | 1.98 | 1.24 | 0.90 |
| Asset Turnover (Operating Income / Net Fixed Assets) | 4.55 | 4.90 | 4.03 |

DISCLAIMER : This Report is **PRIVATE & CONFIDENTIAL** and it is prepared at the request of and for its use by the Subscriber only. The Subscriber shall use the contents of the Report merely as an aid to its business. Mira Inform Private Limited ("MIPL") has collated information/data in the Report, which have not been verified unless otherwise specifically mentioned in the Report. The Subscriber shall independently verify the accuracy and correctness of the information/data before in any way acting upon the same. MIPL shall not be liable for any harm, injury, loss or damage caused to the Subscriber due to default by the Subscriber's debtors/beneficiaries in fulfilling their obligations of any nature whatsoever. This Report or any of its portion shall not be used as a documentary evidence or otherwise before any investigative agencies or forum of law. This Report is confidential and proprietary to MIPL. The Subscriber and/or any other person(s) may not reproduce, publish or disclose any of the contents of the Report to others without the express authorization of MIPL. This Report is prepared and issued to the Subscriber without any risk, responsibility or liability on the part of MIPL or its officials.

LEVERAGE RATIOS

| PARTICULARS | 31.03.2017 | 31.03.2016 | 31.03.2015 |
|--|-------------------|-------------------|-------------------|
| Debt Ratio ((Borrowing + Current Liabilities) / Total Assets) | 0.14 | 0.22 | 0.22 |
| Debt Equity Ratio (Total Liability / Networth) | 0.00 | 0.00 | 0.00 |
| Current Liabilities to Networth (Current Liabilities / Net Worth) | 0.19 | 0.32 | 0.33 |
| Fixed Assets to Networth (Net Fixed Assets / Networth) | 0.04 | 0.05 | 0.06 |
| Interest Coverage Ratio (PBIT / Financial Charges) | 51.41 | 65.87 | 40.62 |

PROFITABILITY RATIOS

| PARTICULARS | | 31.03.2017 | 31.03.2016 | 31.03.2015 |
|--|---|-------------------|-------------------|-------------------|
| Net Profit Margin ((PAT / Sales) * 100) | % | 10.18 | 11.09 | 8.61 |
| Return on Total Assets ((PAT / Total Assets) * 100) | % | 8.90 | 9.65 | 8.53 |
| Return on Investment (ROI) ((PAT / Networth) * 100) | % | 11.84 | 14.24 | 12.76 |

SOLVENCY RATIOS

| PARTICULARS | 31.03.2017 | 31.03.2016 | 31.03.2015 |
|---|-------------------|-------------------|-------------------|
| Current Ratio (Current Assets / Current Liabilities) | 5.93 | 3.91 | 3.05 |
| Quick Ratio ((Current Assets – Inventories) / Current Liabilities) | 5.45 | 3.33 | 2.22 |
| G-Score Ratio Financial (Networth / Total Assets) | 0.75 | 0.68 | 0.67 |

DISCLAIMER : This Report is **PRIVATE & CONFIDENTIAL** and it is prepared at the request of and for its use by the Subscriber only. The Subscriber shall use the contents of the Report merely as an aid to its business. Mira Inform Private Limited ("MIPL") has collated information/data in the Report, which have not been verified unless otherwise specifically mentioned in the Report. The Subscriber shall independently verify the accuracy and correctness of the information/data before in any way acting upon the same. MIPL shall not be liable for any harm, injury, loss or damage caused to the Subscriber due to default by the Subscriber's debtors/beneficiaries in fulfilling their obligations of any nature whatsoever. This Report or any of its portion shall not be used as a documentary evidence or otherwise before any investigative agencies or forum of law. This Report is confidential and proprietary to MIPL. The Subscriber and/or any other person(s) may not reproduce, publish or disclose any of the contents of the Report to others without the express authorization of MIPL. This Report is prepared and issued to the Subscriber without any risk, responsibility or liability on the part of MIPL or its officials.

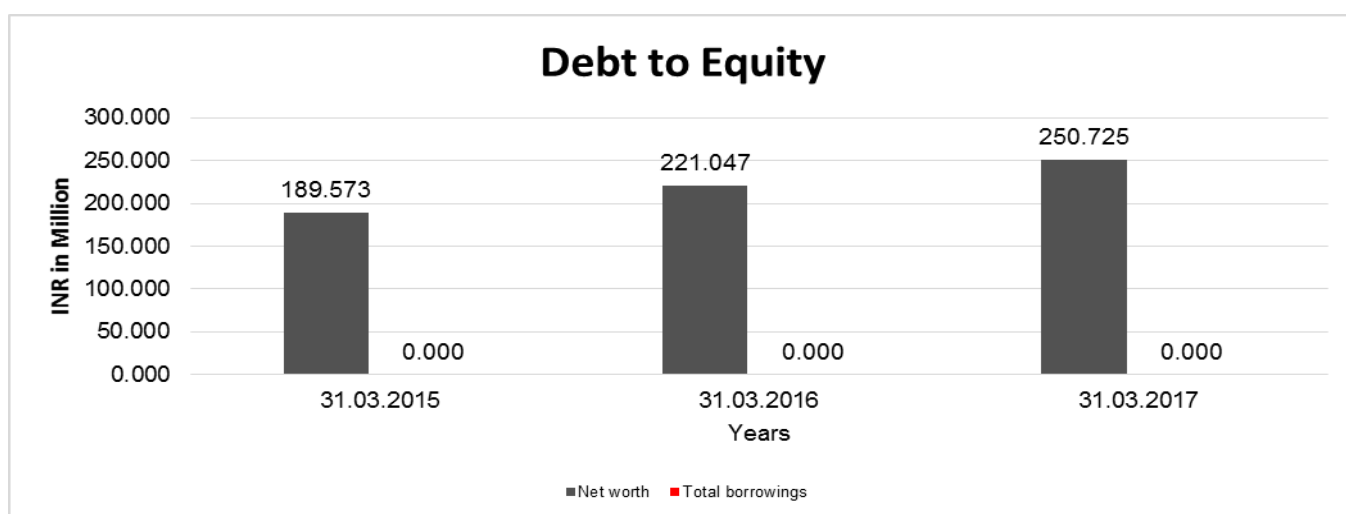
| | | | |
|---|------|------|------|
| G-Score Ratio Debt (Debts / Equity Capital) | 0.00 | 0.00 | 0.00 |
| G-Score Ratio Liquidity (Total Current Assets / Total Current Liabilities) | 5.93 | 3.91 | 3.05 |

Total Liability = Short-term Debt + Long-term Debt + Current Maturities of Long-term debts

FINANCIAL ANALYSIS
[all figures are INR Million]

DEBT EQUITY RATIO

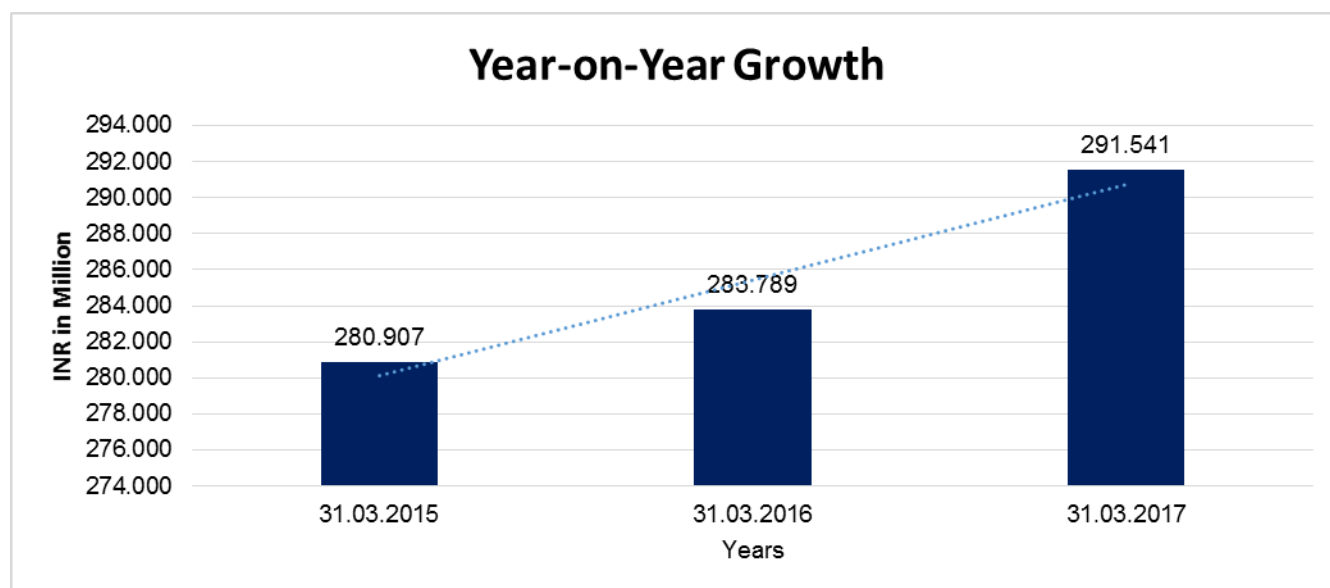
| Particular | 31.03.2015 | 31.03.2016 | 31.03.2017 |
|---|----------------|----------------|----------------|
| | INR In Million | INR In Million | INR In Million |
| Share Capital | 6.500 | 6.500 | 6.500 |
| Reserves & Surplus | 183.073 | 214.547 | 244.225 |
| Share Application money pending allotment | 0.000 | 0.000 | 0.000 |
| Net worth | 189.573 | 221.047 | 250.725 |
| long-term borrowings | 0.000 | 0.000 | 0.000 |
| Short term borrowings | 0.000 | 0.000 | 0.000 |
| Total borrowings | 0.000 | 0.000 | 0.000 |
| Debt/Equity ratio | 0.000 | 0.000 | 0.000 |



DISCLAIMER : This Report is **PRIVATE & CONFIDENTIAL** and it is prepared at the request of and for its use by the Subscriber only. The Subscriber shall use the contents of the Report merely as an aid to its business. Mira Inform Private Limited ("MIPL") has collated information/data in the Report, which have not been verified unless otherwise specifically mentioned in the Report. The Subscriber shall independently verify the accuracy and correctness of the information/data before in any way acting upon the same. MIPL shall not be liable for any harm, injury, loss or damage caused to the Subscriber due to default by the Subscriber's debtors/beneficiaries in fulfilling their obligations of any nature whatsoever. This Report or any of its portion shall not be used as a documentary evidence or otherwise before any investigative agencies or forum of law. This Report is confidential and proprietary to MIPL. The Subscriber and/or any other person(s) may not reproduce, publish or disclose any of the contents of the Report to others without the express authorization of MIPL. This Report is prepared and issued to the Subscriber without any risk, responsibility or liability on the part of MIPL or its officials.

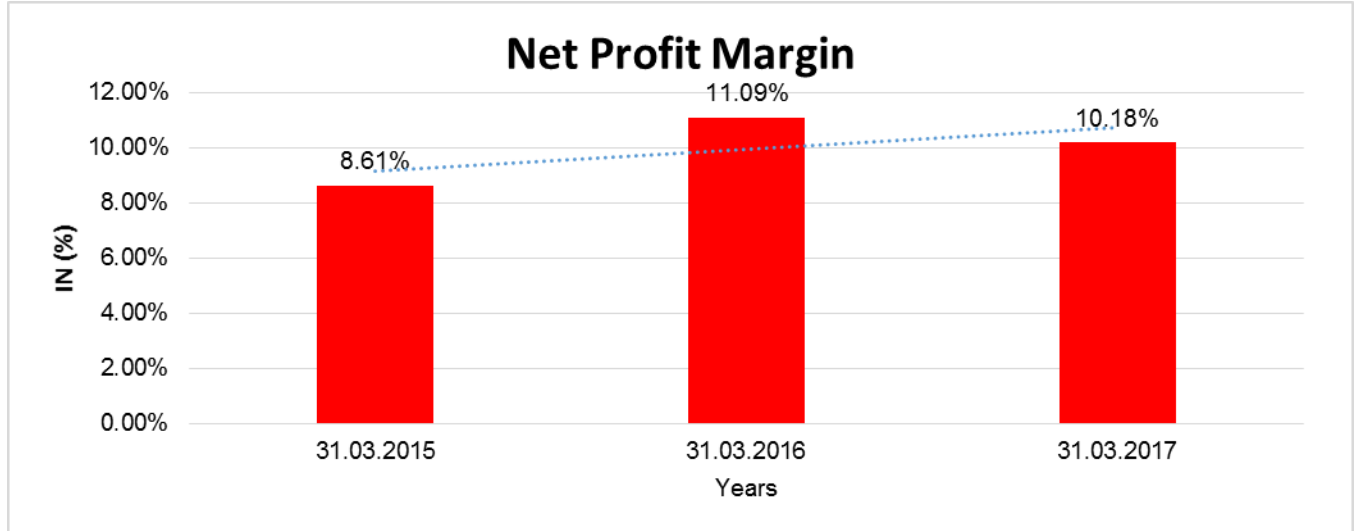
YEAR-ON-YEAR GROWTH

| Year on Year Growth | 31.03.2015 | 31.03.2016 | 31.03.2017 |
|---------------------|----------------|----------------|----------------|
| | INR In Million | INR In Million | INR In Million |
| Sales | 280.907 | 283.789 | 291.541 |
| | | 1.026 | 2.732 |



NET PROFIT MARGIN

| Net Profit Margin | 31.03.2015 | 31.03.2016 | 31.03.2017 |
|-------------------|----------------|----------------|----------------|
| | INR In Million | INR In Million | INR In Million |
| Sales | 280.907 | 283.789 | 291.541 |
| Profit | 24.182 | 31.475 | 29.678 |
| | 8.61% | 11.09% | 10.18% |



LOCAL AGENCY FURTHER INFORMATION

| Sr. No. | Check list by info agents | Available in Report (Yes/No) |
|---------|--|------------------------------|
| 1 | Year of establishment | Yes |
| 2 | Constitution of the entity -Incorporation details | Yes |
| 3 | Locality of the entity | Yes |
| 4 | Premises details | No |
| 5 | Buyer visit details | -- |
| 6 | Contact numbers | Yes |
| 7 | Name of the person contacted | No |
| 8 | Designation of contact person | No |
| 9 | Promoter's background | Yes |
| 10 | Date of Birth of Proprietor / Partners / Directors | Yes |
| 11 | Pan Card No. of Proprietor / Partners | No |
| 12 | Voter Id Card No. of Proprietor / Partners | No |
| 13 | Type of business | Yes |
| 14 | Line of Business | Yes |
| 15 | Export/import details (if applicable) | No |
| 16 | No. of employees | No |
| 17 | Details of sister concerns | Yes |
| 18 | Major suppliers | No |
| 19 | Major customers | No |
| 20 | Banking Details | No |
| 21 | Banking facility details | No |
| 22 | Conduct of the banking account | -- |

DISCLAIMER : This Report is **PRIVATE & CONFIDENTIAL** and it is prepared at the request of and for its use by the Subscriber only. The Subscriber shall use the contents of the Report merely as an aid to its business. Mira Inform Private Limited ("MIPL") has collated information/data in the Report, which have not been verified unless otherwise specifically mentioned in the Report. The Subscriber shall independently verify the accuracy and correctness of the information/data before in any way acting upon the same. MIPL shall not be liable for any harm, injury, loss or damage caused to the Subscriber due to default by the Subscriber's debtors/beneficiaries in fulfilling their obligations of any nature whatsoever. This Report or any of its portion shall not be used as a documentary evidence or otherwise before any investigative agencies or forum of law. This Report is confidential and proprietary to MIPL. The Subscriber and/or any other person(s) may not reproduce, publish or disclose any of the contents of the Report to others without the express authorization of MIPL. This Report is prepared and issued to the Subscriber without any risk, responsibility or liability on the part of MIPL or its officials.

THERMON INDIA PRIVATE LIMITED - 528314

PAGE NO. : 16

| | | |
|----|---|-----|
| 23 | Financials, if provided | Yes |
| 24 | Capital in the business | Yes |
| 25 | Last accounts filed at ROC, if applicable | Yes |
| 26 | Turnover of firm for last three years | Yes |
| 27 | Reasons for variation <> 20% | -- |
| 28 | Estimation for coming financial year | No |
| 29 | Profitability for last three years | Yes |
| 30 | Major shareholders, if available | Yes |
| 31 | External Agency Rating, if available | No |
| 32 | Litigations that the firm/promoter involved in | -- |
| 33 | Market information | -- |
| 34 | Payments terms | No |
| 35 | Negative Reporting by Auditors in the Annual Report | No |

INDEX OF CHARGES:

| Charges Registered | | | | | | | | |
|--------------------|-----------|-----------|--|------------------|----------------------|----------------------|------------|--|
| SN o | SRN | Charge Id | Charge Holder Name | Date of Creation | Date of Modification | Date of Satisfaction | Amount | Address |
| 1 | A70916176 | 10133222 | 3i Infotech Trusteeship Services Limited | 30/11/2008 | 06/10/2009 | - | 80000000.0 | 6th Floor, Akruiti Centre PointM.I.D.C. Central Road, Andheri (East), Mumbai MH4 00093IN |

BACKGROUND

Subject was incorporated on 16th August 1983 under the Indian Companies act, 1956 as a private limited company. Thermon mainly deals in the heat tracing system, the external application of heat to pipes, tanks and instrumentations.

REVIEW OF OPERATIONS

It has been another challenging year for Indian industry. The economy has been lackluster investment momentum in infrastructure, energy and industrial capital expenditure. Notwithstanding the uncertainties of the economic environment and the execution glitches encountered from time to time, the company has turned in reasonably good performance on most key performance parameters for 2015-16. However, the economic slowdown prevailing in the country has adversely affected the realizations.

DISCLAIMER : This Report is **PRIVATE & CONFIDENTIAL** and it is prepared at the request of and for its use by the Subscriber only. The Subscriber shall use the contents of the Report merely as an aid to its business. Mira Inform Private Limited ("MIPL") has collated information/data in the Report, which have not been verified unless otherwise specifically mentioned in the Report. The Subscriber shall independently verify the accuracy and correctness of the information/data before in any way acting upon the same. MIPL shall not be liable for any harm, injury, loss or damage caused to the Subscriber due to default by the Subscriber's debtors/beneficiaries in fulfilling their obligations of any nature whatsoever. This Report or any of its portion shall not be used as a documentary evidence or otherwise before any investigative agencies or forum of law. This Report is confidential and proprietary to MIPL. The Subscriber and/or any other person(s) may not reproduce, publish or disclose any of the contents of the Report to others without the express authorization of MIPL. This Report is prepared and issued to the Subscriber without any risk, responsibility or liability on the part of MIPL or its officials.

FUTURE OUTLOOK

Even as the macro environment remains challenging, the company is effectively targeting specific opportunities available in the Indian industry. The demand for their products and services is expected to improve alongside the improvement in the economy. The company sector investment in industrial capex are yet to take off, spends by the public sector in core infrastructure have been improving. As a result, the order book of the company as on 31st March 2017 stood at INR 139.000 Million.

FIXED ASSETS

- Land
- Building
- Plant and Equipment
- Furniture and Fixture
- Vehicles
- Office equipment
- Electrical Installation and Fitting
- Computer

CMT REPORT (Corruption, Money Laundering & Terrorism]

The Public Notice information has been collected from various sources including but not limited to: ***The Courts, India Prisons Service, Interpol, etc.***

1] INFORMATION ON DESIGNATED PARTY

No records exist designating subject or any of its beneficial owners, controlling shareholders or senior officers as terrorist or terrorist organization or whom notice had been received that all financial transactions involving their assets have been blocked or convicted, found guilty or against whom a judgement or order had been entered in a proceedings for violating money-laundering, anti-corruption or bribery or international economic or anti-terrorism sanction laws or whose assets were seized, blocked, frozen or ordered forfeited for violation of money laundering or international anti-terrorism laws.

2] Court Declaration :

No records exist to suggest that subject is or was the subject of any formal or informal allegations, prosecutions or other official proceeding for making any prohibited payments or other improper payments to government officials for engaging in prohibited transactions or with designated parties.

3] Asset Declaration :

No records exist to suggest that the property or assets of the subject are derived from criminal conduct or a prohibited transaction.

4] Record on Financial Crime :

Charges or conviction registered against subject: **None**

5] Records on Violation of Anti-Corruption Laws :

Charges or investigation registered against subject: **None**

6] Records on Int'l Anti-Money Laundering Laws/Standards :

Charges or investigation registered against subject: **None**

7] Criminal Records

No available information exist that suggest that subject or any of its principals have been formally charged or convicted by a competent governmental authority for any financial crime or under any formal investigation by a competent government authority for any violation of anti-corruption laws or international anti-money laundering laws or standard.

8] Affiliation with Government :

No record exists to suggest that any director or indirect owners, controlling shareholders, director, officer or employee of the company is a government official or a family member or close business associate of a Government official.

9] Compensation Package :

Our market survey revealed that the amount of compensation sought by the subject is fair and reasonable and comparable to compensation paid to others for similar services.

10] Press Report :

No press reports / filings exists on the subject.

CORPORATE GOVERNANCE

MIRA INFORM as part of its Due Diligence do provide comments on Corporate Governance to identify management and governance. These factors often have been predictive and in some cases have created vulnerabilities to credit deterioration.

Our Governance Assessment focuses principally on the interactions between a company's management, its Board of Directors, Shareholders and other financial stakeholders.

CONTRAVENTION

Subject is not known to have contravened any existing local laws, regulations or policies that prohibit, restrict or otherwise affect the terms and conditions that could be included in the agreement with the subject.

FOREIGN EXCHANGE RATES

| Currency | Unit | INR |
|-----------|------|-----------|
| US Dollar | 1 | INR 71.90 |
| UK Pound | 1 | INR 93.04 |
| Euro | 1 | INR 83.67 |

INFORMATION DETAILS

| | |
|----------------------------------|-----|
| Information Gathered by : | TEJ |
| Analysis Done by : | DIV |
| Report Prepared by : | JYO |

SCORE FACTORS

| | | |
|-----------------------------|--------|-----|
| DEMERIT POINTS | | |
| --BANK CHARGES | YES/NO | YES |
| --LITIGATION | YES/NO | NO |
| --OTHER ADVERSE INFORMATION | YES/NO | NO |
| MERIT POINTS | | |
| --SOLE DISTRIBUTORSHIP | YES/NO | NO |
| --EXPORT ACTIVITIES | YES/NO | NO |
| --AFFILIATION | YES/NO | YES |
| --LISTED | YES/NO | NO |
| --OTHER MERIT FACTORS | YES/NO | YES |

RATING EXPLANATIONS

| Credit Rating | Explanation | Rating Comments |
|---------------|------------------|--|
| A++ | Minimum Risk | Business dealings permissible with minimum risk of default |
| A+ | Low Risk | Business dealings permissible with low risk of default |
| A | Acceptable Risk | Business dealings permissible with moderate risk of default |
| B | Medium Risk | Business dealings permissible on a regular monitoring basis |
| C | Medium High Risk | Business dealings permissible preferably on secured basis |
| D | High Risk | Business dealing not recommended or on secured terms only |
| NB | New Business | No recommendation can be done due to business in infancy stage |
| NT | No Trace | No recommendation can be done as the business is not traceable |

NB is stated where there is insufficient information to facilitate rating. However, it is not to be considered as unfavourable.

This score serves as a reference to assess SC's credit risk and to set the amount of credit to be extended. It is calculated from a composite of weighted scores obtained from each of the major sections of this report. The assessed factors are as follows:

- Financial condition covering various ratios
- Company background and operations size
- Promoters / Management background
- Payment record
- Litigation against the subject
- Industry scenario / competitor analysis
- Supplier / Customer / Banker review (wherever available)

DISCLAIMER : This Report is **PRIVATE & CONFIDENTIAL** and it is prepared at the request of and for its use by the Subscriber only. The Subscriber shall use the contents of the Report merely as an aid to its business. Mira Inform Private Limited ("MIPL") has collated information/data in the Report, which have not been verified unless otherwise specifically mentioned in the Report. The Subscriber shall independently verify the accuracy and correctness of the information/data before in any way acting upon the same. MIPL shall not be liable for any harm, injury, loss or damage caused to the Subscriber due to default by the Subscriber's debtors/beneficiaries in fulfilling their obligations of any nature whatsoever. This Report or any of its portion shall not be used as a documentary evidence or otherwise before any investigative agencies or forum of law. This Report is confidential and proprietary to MIPL. The Subscriber and/or any other person(s) may not reproduce, publish or disclose any of the contents of the Report to others without the express authorization of MIPL. This Report is prepared and issued to the Subscriber without any risk, responsibility or liability on the part of MIPL or its officials.