

MIRA INFORM REPORT

Report No. :	529678
Report Date :	11.09.2018

IDENTIFICATION DETAILS

Name :	EUREKA FORBES LIMITED (w.e.f. 12.04.1982)
Formerly Known As :	SAMUEL OSBOM (INDIA) LIMITED
Registered Office :	7, Chakraberia Road, Kolkata – 700025, West Bengal
Tel. No.:	91-22-48821700
Country :	India
Financials (as on) :	31.03.2017
Date of Incorporation :	05.02.1931
CIN No.: [Company Identification No.]	U27109WB1931PLC007010
Capital Investment / Paid-up Capital :	INR 37.280 Million
IEC No.: [Import-Export Code No.]	0388133996
PAN No.: [Permanent Account No.]	AAACE5767F
GSTN : [Goods & Service Tax Registration No.]	04AAACE5767F1ZS (Chandigarh) 06AAACE5767F1ZO (Haryana) 24AAACE5767F1ZQ (Gujarat) 05AAACE5767F1ZQ (Uttarakhand) 23AAACE5767F1ZS (Madhya Pradesh) 07AAACE5767F1ZM (Delhi) 18AAACE5767F1ZJ (Assam) 29AAACE5767F1ZG (Karnataka) 19AAACE5767F1ZH (West Bengal) 32AAACE5767F1ZT (Kerala) 37AAACE5767F1ZJ (Andhra Pradesh) 36AAACE5767F1ZL (Telangana) 09AAACE5767F1ZI (Uttar Pradesh)
Legal Form :	A Closely Held Public Limited Liability Company

DISCLAIMER : This Report is **PRIVATE & CONFIDENTIAL** and it is prepared at the request of and for its use by the Subscriber only. The Subscriber shall use the contents of the Report merely as an aid to its business. Mira Inform Private Limited ("MIPL") has collated information/data in the Report, which have not been verified unless otherwise specifically mentioned in the Report. The Subscriber shall independently verify the accuracy and correctness of the information/data before in any way acting upon the same. MIPL shall not be liable for any harm, injury, loss or damage caused to the Subscriber due to default by the Subscriber's debtors/beneficiaries in fulfilling their obligations of any nature whatsoever. This Report or any of its portion shall not be used as a documentary evidence or otherwise before any investigative agencies or forum of law. This Report is confidential and proprietary to MIPL. The Subscriber and/or any other person(s) may not reproduce, publish or disclose any of the contents of the Report to others without the express authorization of MIPL. This Report is prepared and issued to the Subscriber without any risk, responsibility or liability on the part of MIPL or its officials.

Line of Business :	Subject is engaged in Trading, renting and servicing of Vacuum cleaners, Water Filter cum purifiers, Water and Waste Water Treatment Plant, Electronic Air Cleaning Systems, Small Household Appliances, Digital Security System and Fire Extinguisher etc. (Registered Activity)
No. of Employees :	Information declined by the management

RATING & COMMENTS

(Mira Inform has adopted New Rating mechanism w.e.f. 23rd January 2017)

MIRA's Rating :

A++

Credit Rating	Explanation	Rating Comments
A++	Minimum Risk	Business dealings permissible with minimum risk of default

Maximum Credit Limit :	USD 7100000
Status :	Excellent
Payment Behaviour :	Regular
Litigation :	Clear
Comments :	<p>Subject is a wholly owned subsidiary of "Forbes and Company Limited" which is a part of "Shaporji Pallonji Group" and was incorporated in the year 1931. It is a trader of vacuum cleaners and water purifiers.</p> <p>The company markets water purifiers under the brand 'Aquaguard', 'Dr. Aquaguard' and 'AquaSure' (non-electric purifiers) catering to the affluent and sub-affluent segment of the society respectively. Apart from water purifier, it also sells vacuum cleaners under the brand 'Euroclean', home security systems under the brand 'Eurovigil' and has recently launched an air purification system under the brand 'Aeroguard' and 'Euroair'.</p> <p>The company has a current base of 15 million consumers with more than 450 locations and 18,000 dealers in India. It also has a global footprint across 35 countries.</p> <p>For the financial year 2017, the company has reported dip in its revenue as compared to the previous year along with a low profit margin of 0.42%.</p> <p>The sound financial profile of the company is marked by sufficient network base long with negligible debt balance sheet profile.</p> <p>Rating also takes into account the strong financial and managerial support that company receives from its holding entity backed by its well experienced.</p>

	Payment seems to be regular. In view of aforesaid, the company can be considered for business dealings at usual trade terms and conditions.
--	--

NOTES :

Any query related to this report can be made on e-mail : infodept@mirainform.com while quoting report number, name and date.

ECGC Country Risk Classification List

Country Name	Previous Rating (31.12.2017)	Current Rating (01.04.2018)
India	A1	A1

Risk Category	ECGC Classification
Insignificant	A1
Low Risk	A2
Moderately Low Risk	B1
Moderate Risk	B2
Moderately High Risk	C1
High Risk	C2
Very High Risk	D

EXTERNAL AGENCY RATING

Rating Agency Name	CARE
Rating	Long term Bank Facilities=AA-
Rating Explanation	High degree of safety and very low credit risk
Date	14.03.2018

Rating Agency Name	CARE
Rating	Short term Bank Facilities=A1+
Rating Explanation	Very strong degree of safety and carry lowest credit risk
Date	14.03.2018

RBI DEFAULTERS' LIST STATUS

Subject's name is not enlisted as a defaulter in the publicly available RBI Defaulters' list.

EPF (Employee Provident Fund) DEFAULTERS' LIST STATUS

DISCLAIMER : This Report is **PRIVATE & CONFIDENTIAL** and it is prepared at the request of and for its use by the Subscriber only. The Subscriber shall use the contents of the Report merely as an aid to its business. Mira Inform Private Limited ("MIPL") has collated information/data in the Report, which have not been verified unless otherwise specifically mentioned in the Report. The Subscriber shall independently verify the accuracy and correctness of the information/data before in any way acting upon the same. MIPL shall not be liable for any harm, injury, loss or damage caused to the Subscriber due to default by the Subscriber's debtors/beneficiaries in fulfilling their obligations of any nature whatsoever. This Report or any of its portion shall not be used as a documentary evidence or otherwise before any investigative agencies or forum of law. This Report is confidential and proprietary to MIPL. The Subscriber and/or any other person(s) may not reproduce, publish or disclose any of the contents of the Report to others without the express authorization of MIPL. This Report is prepared and issued to the Subscriber without any risk, responsibility or liability on the part of MIPL or its officials.

EUREKA FORBES LIMITED - 529678

PAGE NO. : 4

Subject's name is not enlisted as a defaulter in the publicly available EPF (Employee Provident Fund) Defaulters' list as of 31-03-2018.

BIFR (Board for Industrial & Financial Reconstruction) LISTING STATUS

Subject's name is not listed as a Sick Unit in the publicly available BIFR (Board for Industrial & Financial Reconstruction) list as of 11.09.2018

IBBI (Insolvency and Bankruptcy Board of India) LISTING STATUS

Subject's name is not listed in the publicly available IBBI (Insolvency and Bankruptcy Board of India) list as of report date.

INFORMATION DENIED BY

Name :	Mr. Sathish
Designation :	Accounts Department
Contact No.:	91-22-48821700
Date :	11.09.2018

LOCATIONS

Registered Office :	7, Chakraberia Road, Kolkata – 700025, West Bengal, India
Tel. No.:	91-33-24869708 / 30492534
Mobile No.:	91-9831193496 (Ma. Lovely Maitra)
Fax No.:	91-33-24749341
E-Mail :	lovely.moitra@eurekaforbes.com dshinde@eurekaforbes.co.in
Website :	http://www.eurekaforbes.com
Corporate Office :	B1/B2, 701, 7th Floor, Marathon Innova, Marathon Next Gen, Off Ganpatrao Kadam Marg, Lower Parel, Mumbai-400013, Maharashtra, India
Tel. No.:	91-22-48821700
E-Mail :	customercare@eurekaforbes.com
Branch Office :	A-57/4, 2 nd Floor, Okhla Industrial Area, Phase-II, New Delhi-110020, India
Service Centre :	<ul style="list-style-type: none"> • Rama Murthy Nagar Opposite Police Station Above Niligiri's Super Market Ras Road, Bangalore, Karnataka, India • No: 20, 2nd Floor, Magadi Main Road, Agrahara Dasarahalli, Bangalore, Karnataka, India

DISCLAIMER : This Report is **PRIVATE & CONFIDENTIAL** and it is prepared at the request of and for its use by the Subscriber only. The Subscriber shall use the contents of the Report merely as an aid to its business. Mira Inform Private Limited ("MIPL") has collated information/data in the Report, which have not been verified unless otherwise specifically mentioned in the Report. The Subscriber shall independently verify the accuracy and correctness of the information/data before in any way acting upon the same. MIPL shall not be liable for any harm, injury, loss or damage caused to the Subscriber due to default by the Subscriber's debtors/beneficiaries in fulfilling their obligations of any nature whatsoever. This Report or any of its portion shall not be used as a documentary evidence or otherwise before any investigative agencies or forum of law. This Report is confidential and proprietary to MIPL. The Subscriber and/or any other person(s) may not reproduce, publish or disclose any of the contents of the Report to others without the express authorization of MIPL. This Report is prepared and issued to the Subscriber without any risk, responsibility or liability on the part of MIPL or its officials.

	<ul style="list-style-type: none"> • 836,Raja Palya, White field Road, Opposite Rajapalya BP Petrol Bunk Mahadevapura, Post, Bangalore, Karnataka • No.4206 4305 2nd 3rd Floor, High Point Iv 45 Palance Road, Bangalore, Karnataka, India • No. 1 B-48, , Jayalakshmi ARC, ADE, 27th Cross, 7th Block Jayanagar Bangalore, Karnataka, India • No. 17 A, 'R' Block, Opposite HDFC ATM, Rajajinagar, West of Chord Road, Bangalore, Karnataka, India • 27, 1st Floor 100 Feet Road, Inner Ring Road, Koramangala, Bangalore, Karnataka, India • 13, 2nd Floor, Above Foodworld, Amarjyothi Layout, Sanjay Nagar Bangalore, Karnataka • No: 5, 1st Floor, Jayachamarajendra Industrial Layout, Yelchenahalli 1st Stage, Uttarahalli, Bangalore, Karnataka, India • Schedule No. 42 P-3 C, Muneshwara Layout, Haralukunte, Kudlu, Bangalore, Karnataka, India • No.1 Venkataala Bus Stand, BB Road, Maruthi Nagar, Yelahanka Bangalore, Karnataka, India • 2 2 BTS Main Road, Lakkasandra Extn, Bangalore, Karnataka, India • 3rd Floor, Naseoh Building, Postal Colony Road, Chembur Mumbai – 400 071, Maharashtra, India
--	--

DIRECTORS

As on 31.03.2018

Name :	Marzin Roomi Shroff		
Designation :	Managing Director		
Address :	7B, Gemfrina, 630, Khareghat Road, Parsi Colony, Dadar, Mumbai – 400014, Maharashtra, India		
Date of Appointment :	27.06.2017		
DIN No.:	00642613		
Other Directorship:			
CIN/FCRN	Company Name	Begin Date	End Date
U27310MH2008PLC188478	FORBES ENVIRO SOLUTIONS LIMITED	26/11/2008	-

DISCLAIMER : This Report is **PRIVATE & CONFIDENTIAL** and it is prepared at the request of and for its use by the Subscriber only. The Subscriber shall use the contents of the Report merely as an aid to its business. Mira Inform Private Limited ("MIPL") has collated information/data in the Report, which have not been verified unless otherwise specifically mentioned in the Report. The Subscriber shall independently verify the accuracy and correctness of the information/data before in any way acting upon the same. MIPL shall not be liable for any harm, injury, loss or damage caused to the Subscriber due to default by the Subscriber's debtors/beneficiaries in fulfilling their obligations of any nature whatsoever. This Report or any of its portion shall not be used as a documentary evidence or otherwise before any investigative agencies or forum of law. This Report is confidential and proprietary to MIPL. The Subscriber and/or any other person(s) may not reproduce, publish or disclose any of the contents of the Report to others without the express authorization of MIPL. This Report is prepared and issued to the Subscriber without any risk, responsibility or liability on the part of MIPL or its officials.

EUREKA FORBES LIMITED - 529678

PAGE NO. : 6

U52100DL2010PTC206267	FORBES G4S SOLUTIONS PRIVATE LIMITED	26/07/2010	-
U67190MH2011PLC214424	EURO FORBES FINANCIAL SERVICES LIMITED	07/03/2011	-
U31908UR2012PTC000450	AQUAIGNIS TECHNOLOGIES PRIVATE LIMITED	07/11/2012	-
U41000MH2014NPL258150	WATER QUALITY INDIA ASSOCIATION	16/09/2014	-
U74930MH2004PTC147742	FORBES FACILITY SERVICES PRIVATE LIMITED	26/11/2006	-

Name : Mr. Shapoor Pallonji Mistry
Designation : Director
Address : 3 ET N. 32 LA Reserve Bloc A, 5 Avenue Pricesse Grace 98000 Monaco NA FR
Date of Birth/Age : 09.06.1964
Qualification : B.A. (England)- Business and Economics
Date of Appointment : 15.03.2002
PAN No.: AAEPM2061M
DIN No.: 00010114

Other Directorship:

CIN/FCRN	Company Name	Begin Date	End Date
U55100MH1977PLC019660	FORVOL INTERNATIONAL SERVICES LIMITED	31/07/2006	-
U65920MH1994PTC077480	SHAPOORJI PALLONJI FINANCE PRIVATE LIMITED	04/04/1994	-
U99999MH1942PTC019618	SHAPOORJI PALLONJI AND COMPANY (RAJKOT) PRIVATE LIMITED	20/11/1995	-
U65990MH1997PTC108596	SHAPOORJI PALLONJI INFRASTRUCTURE CAPITAL COMPANY PRIVATE LIMITED	06/11/1997	-
U24232PN2003PTC017981	SOVEREIGN PHARMA PRIVATE LIMITED	28/05/2003	-
U70100MH1943PTC003997	STERLING INVESTMENT CORPORATION PRIVATE LIMITED	17/11/1995	-
U45200MH1976PLC019335	AFCONS INFRASTRUCTURE LIMITED	26/04/2000	-
U45200MH1951PTC008529	PALLONJI SHAPOORJI AND COMPANY PRIVATE LIMITED	17/11/1995	-
U74120MH2010PTC205291	KAISHA LIFESCIENCES PRIVATE LIMITED	06/07/2010	-
U45200MH1943PTC003812	SHAPOORJI PALLONJI AND COMPANY PRIVATE LIMITED	21/03/2014	-
U11100MH2012PTC234446	SHAPOORJI PALLONJI OIL AND GAS PRIVATE LIMITED	28/09/2015	-
L17110MH1919PLC000628	FORBES & COMPANY LIMITED	03/09/2001	-
U65920MH1923PTC001053	CYRUS INVESTMENTS PRIVATE LIMITED	17/11/1995	-
U11200MH2005PTC154716	S P OIL EXPLORATION PRIVATE LIMITED	12/07/2005	-

Name : Mr. Anil Vasudev Kamath
Designation : Director
Address : 30, Sagar Tarang, 81/83, Bhulabhai Desai Road, Mumbai-400036, Maharashtra, India
Date of Birth/Age : 29.12.1950

Date of Appointment :	27.08.2015		
PAN No.:	AADPK1851C		
DIN No.:	00015706		
Other Directorship:			
CIN/FCRN	Company Name	Begin Date	End Date
U93000MH2010PTC207559	AMATIS HOSPITALS PRIVATE LIMITED	10/01/2011	-
U85110MH2003PTC138491	ASIAN INSTITUTE OF ONCOLOGY PRIVATE LIMITED	28/09/2017	-
U73100MH2004PTC145894	MEDICAID CLINICAL RESEARCH PRIVATE LIMITED	23/04/2004	-
U74999MH2017PTC300119	INFIGO LIFESCIENCES PRIVATE LIMITED	26/09/2017	-
Name : Mrs. Indu Ranjit Shahani			
Designation : Director			
Address : Flat 56, Hill Park, A G Bell Road, Malabar Hill, Mumbai-400006, Maharashtra, India			
Date of Birth/Age : 07.05.1952			
Qualification : P.HD in Commerce			
Date of Appointment : 25.06.2008			
PAN No.: AKAPS6585N			
DIN No.: 00112289			
Other Directorship:			
CIN/FCRN	Company Name	Begin Date	End Date
L01551KA1999PLC024991	UNITED SPIRITS LIMITED	30/09/2014	-
L24200MH1937PLC002700	COLGATE-PALMOLIVE (INDIA) LIMITED	23/07/2012	-
L24110MH1956PLC010806	CLARIANT CHEMICALS (INDIA) LIMITED	01/04/2015	-
L31500MH1938PLC009887	BAJAJ ELECTRICALS LIMITED	31/03/2006	-
U28920MH1993PTC073668	OCTOPUS STEEL PRIVATE LIMITED	23/01/2003	-
U65991MH1995PTC095500	FRANKLIN TEMPLETON TRUSTEE SERVICES PRIVATE LIMITED	27/01/2010	-
U80904MH2017NPL302332	DICE KNOWLEDGE FOUNDATION	07/12/2017	-
Name : Mr. Homi Adi Katgara			
Designation : Director			
Address : 4007, The Imperial North Tower, B.B. Nakashe Marg, Tardeo, Mumbai-400034, Maharashtra, India			
Date of Birth/Age : 10.11.1963			
Qualification : B.Com			
Date of Appointment : 14.06.2013			
PAN No.: AAEPK3177A			
DIN No.: 00210338			
Other Directorship:			
CIN/FCRN	Company Name	Begin Date	End Date

U63090MH2012PTC227711	KALES AIRLINE SERVICES INDIA PRIVATE LIMITED	21/11/2012	-
U74999MH2015PTC264804	JEENA INTERNATIONAL LOGISTICS PRIVATE LIMITED	25/05/2015	-
U70102MH2015PTC263174	TANZANITE PROPERTIES PRIVATE LIMITED	28/03/2015	-
U63010MH2005PTC154758	JEENA CRITICARE LOGISTICS PRIVATE LIMITED	13/07/2005	-
U29259MH2004PTC149832	WATERMAKER (INDIA) PRIVATE LIMITED	06/12/2004	-
U74999MH2010PTC210730	JEENA SCRIPTECH ALPHA ADVISORS PRIVATE LIMITED	07/08/2012	-
U63033MH2008PTC213063	AVIAPRO LOGISTIC SERVICES PRIVATE LIMITED	19/08/2009	-
U45400MH2008PTC177705	ASHO REALTY PRIVATE LIMITED	10/01/2008	-
U61100MH2007PTC170925	SCHNELLECKE - JEENA LOGISTICS INDIA PRIVATE LIMITED	21/03/2011	-
U63000MH2007PTC212279	TRAIL BLAZER TOURS INDIA PRIVATE LIMITED	29/09/2010	-
U70200MH2007PTC168102	CRYSTAL COMPLEX PRIVATE LIMITED	23/02/2007	-
U63013MH2007PTC167698	ALLPORT CARGO PRIVATE LIMITED	08/02/2007	-
U63011MH2006PTC162925	MSE FORWARDERS INDIA PRIVATE LIMITED	29/06/2006	-
U63090MH2001PTC133765	JEENA AND COMPANY PRIVATE LIMITED	23/10/2001	-
U70100MH1995PTC092148	SILVER COMPLEX PRIVATE LIMITED	24/08/1995	-
U27224MH1992PTC066840	INSPECTION AND QUALITY CONTROL PRIVATE LIMITED	24/01/2013	-
U70100MH1982PTC027985	A & N VENTURES PRIVATE LIMITED	11/08/1982	-
U99999MH1974PTC018028	JEENA AND COMPANY PRIVATE LIMITED	23/10/2001	-

Name :	Mr. Mahesh Chelaram Tahilyani
Designation :	Director
Address :	5/802, 8TH Floor Rustomjee Ozone Tower No.5, Bh.Ggn- Telephone Exchange GGN-MLND-Link Road, Goregaon (West) Mumbai – 400062, Maharashtra, India
Date of Appointment :	18.09.2017
DIN No.:	01423084

Other Directorship:

CIN/FCRN	Company Name	Begin Date	End Date
U61100MH2006PLC163149	SHAPOORJI PALLONJI FORBES SHIPPING LIMITED	18/07/2017	-
U63032OR2006PLC008831	GOPALPUR PORTS LIMITED	21/04/2017	-
U22100MH2004PTC149173	NEXT GEN PUBLISHING PRIVATE LIMITED	11/09/2014	-
U45209DL2012PTC241323	GOSWAMI INFRATECH PRIVATE LIMITED	30/09/2013	-
U74900MH2008PTC178074	SHAPOORJI PALLONJI INVESTMENT ADVISORS PRIVATE LIMITED	30/09/2011	-
U35100MH2006PLC159958	FORBES BUMI ARMADA LIMITED	05/08/2014	-
U40102MH1999PTC218729	SHAPOORJI PALLONJI SAMALPATTI OPERATOR SERVICES PRIVATE LIMITED	01/03/2011	-
U55100MH1977PLC019660	FORVOL INTERNATIONAL SERVICES LIMITED	11/08/2009	-
U28100MH1920PTC000807	UNITED MOTORS (INDIA) PRIVATE LIMITED	28/09/2011	-
L17110MH1919PLC000628	FORBES & COMPANY LIMITED	24/08/2016	-

EUREKA FORBES LIMITED - 529678

PAGE NO. : 9

Name :	Mr. Shankar Krishnan Subramanian
Designation :	Director
Address :	A-405, Ashok Gardens,, Tower-1, G.D. Ambekar Marg, Parel Tank Road, Sewri, Mumbai-400015, Maharashtra, India
Date of Birth/Age :	03.07.1971
Qualification :	B.E. (Hons), Civil Engineering
Date of Appointment :	10.07.2012
PAN No.:	AAPPS3517H
DIN No.:	03316009

Other Directorship:

CIN/FCRN	Company Name	Begin Date	End Date
U11102MH2017PTC295437	SHAPOORJI PALLONJI OIL AND GAS GODAVARI PRIVATE LIMITED	26/05/2017	-
U11200MH2016PTC283882	SHAPOORJI PALLONJI BUMI ARMADA GODAVARI PRIVATE LIMITED	19/07/2016	-
U11100MH2011PTC225048	SP ARMADA OIL EXPLORATION PRIVATE LIMITED	28/09/2012	-
U22100MH2004PTC149173	NEXT GEN PUBLISHING PRIVATE LIMITED	11/09/2014	-
U11100MH2013PTC251503	SP ARMADA OFFSHORE PRIVATE LIMITED	30/12/2013	-
U45209DL2012PTC241323	GOSWAMI INFRATECH PRIVATE LIMITED	30/09/2013	-
U11102MH2010PTC209600	SHAPOORJI PALLONJI BUMI ARMADA OFFSHORE PRIVATE LIMITED	10/08/2017	-
U45400DL2010PLC204746	SP JAMMU UDHAMPUR HIGHWAY LIMITED	15/09/2011	-
U01112MH2008PTC297571	SP BIOFUEL VENTURES PRIVATE LIMITED	24/09/2012	-
U74900MH2008PTC178074	SHAPOORJI PALLONJI INVESTMENT ADVISORS PRIVATE LIMITED	30/09/2011	-
U29295TZ2002PLC015239	NYPRO FORBES MOULDS LIMITED	13/12/2011	-
U40102MH1999PTC218729	SHAPOORJI PALLONJI SAMALPATTI OPERATOR SERVICES PRIVATE LIMITED	01/03/2011	-
U67120MH1996PTC101707	SP BIO SCIENCES PRIVATE LIMITED	28/09/2012	-

Name :	Mr. Sivanandhan Dhanushkodi
Designation :	Director
Address :	1803, B Wing, Ashoka Towers, Ambedkar Road, Parel, Mumbai-400012, Maharashtra, India
Date of Birth/Age :	02.03.1951
Qualification :	Post Graduate (Economics), IPS (Retired)
Date of Appointment :	14.06.2013
PAN No.:	AAVPD7633B
DIN No.:	03607203

Other Directorship:

CIN/FCRN	Company Name	Begin Date	End Date
U74999MH2016PTC284827	CATALYST ASSET RECONSTRUCTION PRIVATE LIMITED	26/09/2017	-
U74900MH2016PTC273283	CCURE ONGO PRIVATE LIMITED	25/07/2016	-

DISCLAIMER : This Report is **PRIVATE & CONFIDENTIAL** and it is prepared at the request of and for its use by the Subscriber only. The Subscriber shall use the contents of the Report merely as an aid to its business. Mira Inform Private Limited ("MIPL") has collated information/data in the Report, which have not been verified unless otherwise specifically mentioned in the Report. The Subscriber shall independently verify the accuracy and correctness of the information/data before in any way acting upon the same. MIPL shall not be liable for any harm, injury, loss or damage caused to the Subscriber due to default by the Subscriber's debtors/beneficiaries in fulfilling their obligations of any nature whatsoever. This Report or any of its portion shall not be used as a documentary evidence or otherwise before any investigative agencies or forum of law. This Report is confidential and proprietary to MIPL. The Subscriber and/or any other person(s) may not reproduce, publish or disclose any of the contents of the Report to others without the express authorization of MIPL. This Report is prepared and issued to the Subscriber without any risk, responsibility or liability on the part of MIPL or its officials.

U72200MH2002PLC138213	AGS TRANSACT TECHNOLOGIES LIMITED	12/03/2015	-
U93020MH2014PTC251586	SECURUS FIRST DIGITAL SERVICES PRIVATE LIMITED	02/01/2014	-
U93090MH2011PTC223078	SECURUS FIRST INDIA PRIVATE LIMITED	23/10/2012	-
U74900PN2011PTC138389	SEVENTEEN EVENTS PRIVATE LIMITED	27/03/2015	-
L70100PN1978PLC088972	KIRLOSKAR INDUSTRIES LIMITED	28/08/2017	-
U24100MH1977PLC019595	S.D.FINE CHEM LIMITED	02/03/2012	-
L65191PN1943PLC007308	RBL BANK LIMITED	30/08/2013	-
L17110MH1919PLC000628	FORBES & COMPANY LIMITED	21/08/2012	-
L01551KA1999PLC024991	UNITED SPIRITS LIMITED	24/09/2013	-
U29219TG1980PLC002851	AQUAMALL WATER SOLUTIONS LIMITED	24/11/2012	-

Name :	Mr. Pallon Shapoor Mistry
Designation :	Director
Address :	Sterling Bay 103, Walkeshwar Road, Mumbai - 400006, Maharashtra, India
Date of Appointment :	18.09.2017
DIN No.:	05229734

Other Directorship:

CIN/FCRN	Company Name	Begin Date	End Date
U31200MH1974PTC017538	STERLING AND WILSON PRIVATE LIMITED	30/09/2016	-
U45200MH1976PLC019335	AFCONS INFRASTRUCTURE LIMITED	30/09/2015	-
U55100MH1977PLC019660	FORVOL INTERNATIONAL SERVICES LIMITED	13/08/2012	-
U29290MH1991PLC062425	FORBES TECHNOSYS LIMITED	14/08/2012	-
U65990MH1997PTC108596	SHAPOORJI PALLONJI INFRASTRUCTURE CAPITAL COMPANY PRIVATE LIMITED	22/09/2015	-
U45201PN2004PTC019569	IMAGE REALTY PRIVATE LIMITED	26/10/2015	-
U11100MH2012PTC234446	SHAPOORJI PALLONJI OIL AND GAS PRIVATE LIMITED	28/09/2015	-
U80904MH2007PLC167754	IMPERIAL COLLEGE INDIA FOUNDATION	24/04/2018	-

Name :	Mr. Jai Laxmikant Mavani
Designation :	Director
Address :	1702, Building 5, Raheja Classique, New Link Road, Andheri (West), Mumbai-400053, Maharashtra, India
Date of Birth/Age :	09.04.1971
Qualification :	B.Com, C.A.
Date of Appointment :	10.07.2012
PAN No.:	ABXPM9835B
DIN No.:	05260191

Other Directorship:

CIN/FCRN	Company Name	Begin Date	End Date
U35110GJ2008PTC054507	SIMAR PORT PRIVATE LIMITED	28/09/2017	-
U70100MH2005PTC153538	DHARAMTAR INFRASTRUCTURE PRIVATE LIMITED	03/07/2015	-

U45201PN2004PTC019569	IMAGE REALTY PRIVATE LIMITED	26/10/2015	-
U63090MH1999PTC121461	PNP MARITIME SERVICES PRIVATE LIMITED	29/04/2015	-
U65990MH1997PTC108596	SHAPOORJI PALLONJI INFRASTRUCTURE CAPITAL COMPANY PRIVATE LIMITED	27/09/2012	-
U11100MH2012PTC234446	SHAPOORJI PALLONJI OIL AND GAS PRIVATE LIMITED	28/09/2015	-
U65920MH1994PTC077480	SHAPOORJI PALLONJI FINANCE PRIVATE LIMITED	29/09/2016	-
U45209DL2012PTC241323	GOSWAMI INFRA TECH PRIVATE LIMITED	30/09/2013	-
U40101GJ2013PTC077228	HPCL SHAPOORJI ENERGY PRIVATE LIMITED	15/10/2013	-
U29290MH1991PLC062425	FORBES TECHNOSYS LIMITED	22/08/2017	-
U45200MH1943PTC003812	SHAPOORJI PALLONJI AND COMPANY PRIVATE LIMITED	29/09/2012	-
U63032OR2006PLC008831	GOPALPUR PORTS LIMITED	21/04/2017	-
L17110MH1919PLC000628	FORBES & COMPANY LIMITED	21/08/2012	-
U74999MH2016PTC274669	SP IMPERIAL STAR PRIVATE LIMITED	19/12/2017	-
U74999MH2016PTC274668	SP PORT MAINTENANCE PRIVATE LIMITED	19/12/2017	-
U74999MH2016PTC287085	SHAPOORJI PALLONJI RENEWABLES PRIVATE LIMITED	24/10/2016	-

KEY EXECUTIVES

Name :	Mr. Rajagopalan Sambamoorthy
Designation :	Chief Finance Officer
Address :	B-1/17 Shatataraka, Near RTO , Four Bungalows, Andheri (West), Mumbai - 400053, Maharashtra, India
Date of Birth/Age :	29.12.1950
Qualification :	Chartered Accountant
Date of Appointment :	01.04.2014
PAN No.:	AAEPR0271J
Name :	Mr. Dattaram Pandurang Shinde
Designation :	Company Secretary
Address :	302, Krishna Niwas, Napepada, Mulund (East), Mumbai – 400081, Maharashtra, India
Date of Birth/Age :	01.06.1978
Date of Appointment :	22.10.2009
PAN No.:	AVOPS4980N
Name :	Mr. Sathish
Designation :	Accounts Department

MAJOR SHAREHOLDERS / SHAREHOLDING PATTERN

As on 31.03.2017

DISCLAIMER : This Report is **PRIVATE & CONFIDENTIAL** and it is prepared at the request of and for its use by the Subscriber only. The Subscriber shall use the contents of the Report merely as an aid to its business. Mira Inform Private Limited ("MIPL") has collated information/data in the Report, which have not been verified unless otherwise specifically mentioned in the Report. The Subscriber shall independently verify the accuracy and correctness of the information/data before in any way acting upon the same. MIPL shall not be liable for any harm, injury, loss or damage caused to the Subscriber due to default by the Subscriber's debtors/beneficiaries in fulfilling their obligations of any nature whatsoever. This Report or any of its portion shall not be used as a documentary evidence or otherwise before any investigative agencies or forum of law. This Report is confidential and proprietary to MIPL. The Subscriber and/or any other person(s) may not reproduce, publish or disclose any of the contents of the Report to others without the express authorization of MIPL. This Report is prepared and issued to the Subscriber without any risk, responsibility or liability on the part of MIPL or its officials.

Names of Shareholders	No. of Shares
Forbes and Company Limited	3727994
Forbes and Company Limited Jointly with S.P. Kadakia	1
Forbes and Company Limited Jointly with V K Vora	1
Forbes and Company Limited Jointly with Shrikrishna M Bhave	1
Forbes and Company Limited Jointly with Pankaj Khattar	1
Forbes and Company Limited Jointly with Mahesh Tahilyani	1
Forbes and Company Limited Jointly with Nirmal Jagawat	1
Total	3728000

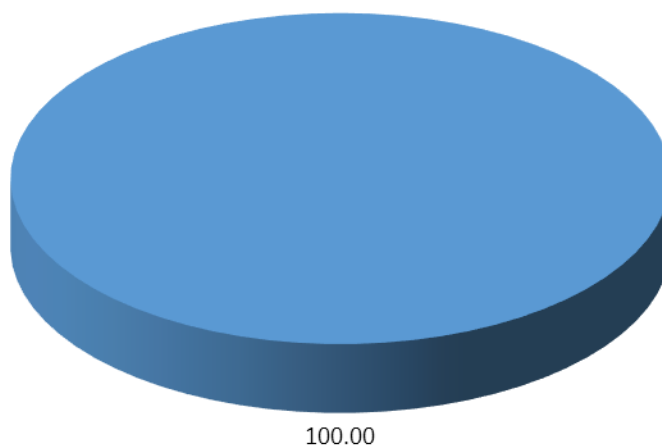
Equity Share Break up (Percentage of Total Equity)

As on 18.09.2017

Category	Percentage
Promoters (Body corporate)	100.00
Total	100.00

Share holding pattern

■ Promoters (Body corporate)



BUSINESS DETAILS

DISCLAIMER : This Report is **PRIVATE & CONFIDENTIAL** and it is prepared at the request of and for its use by the Subscriber only. The Subscriber shall use the contents of the Report merely as an aid to its business. Mira Inform Private Limited ("MIPL") has collated information/data in the Report, which have not been verified unless otherwise specifically mentioned in the Report. The Subscriber shall independently verify the accuracy and correctness of the information/data before in any way acting upon the same. MIPL shall not be liable for any harm, injury, loss or damage caused to the Subscriber due to default by the Subscriber's debtors/beneficiaries in fulfilling their obligations of any nature whatsoever. This Report or any of its portion shall not be used as a documentary evidence or otherwise before any investigative agencies or forum of law. This Report is confidential and proprietary to MIPL. The Subscriber and/or any other person(s) may not reproduce, publish or disclose any of the contents of the Report to others without the express authorization of MIPL. This Report is prepared and issued to the Subscriber without any risk, responsibility or liability on the part of MIPL or its officials.

Line of Business :	Subject is engaged in Trading, renting and servicing of Vacuum cleaners, Water Filter cum purifiers, Water and Waste Water Treatment Plant, Electronic Air Cleaning Systems, Small Household Appliances, Digital Security System and Fire Extinguisher etc. (Registered Activity)	
Products/ Services :	Item Code No.	Product/ Services Description
	85086000	Trading of Vacuum Cleaners
	84212190	Trading of Water Purifier
Brand Names :	Not Available	
Agencies Held :	Not Available	
Exports :	Not Divulged	
Imports :	Not Divulged	
Terms :	Not Divulged	

PRODUCTION STATUS NOT AVAILABLE

GENERAL INFORMATION

Suppliers :	Reference :	Not Divulged
	Name of the Person :	--
	Contact No.:	--
	Since How Long Known :	--
	Maximum Limit Dealt :	--
	Experience :	--
	Remark:	--
Customers :	Reference :	Not Divulged
	Name of the Person :	--
	Contact No.:	--
	Since How Long Known :	--
	Maximum Limit Dealt :	--
	Experience :	--
	Remark:	--
No. of Employees :	Information declined by the management	

Bankers :	Bank Name	Axis Bank Limited	
	Branch	74, Rajpur Road, Dehradun – 248001, Uttarakhand, India	
	Person Name (With Designation)	--	
	Contact Number	--	
	Name of Account Holder	--	
	Account Number	--	
	Account Since (Date/Year of Account Opening)	--	
	Average Balance Maintained (If Possible)	--	
	Credit Facilities Enjoyed (If any)	--	
	Account Operation	--	
	Remarks (If any)	--	
		<ul style="list-style-type: none"> State Bank of India, Commercial Branch, 2nd Floor, AMT-V,N.G.N. Vaidya Marg, Horniman Circle, Mumbai – 400001, Maharashtra, India State Bank of India, Commercial Branch (Advances) N G N Vaidya Marg, Bank Street, Fort, Mumbai – 400023, Maharashtra, India 	
Facilities :	Secured Loan	31.03.2017 (INR in Million)	31.03.2016 (INR in Million)
	Long-term Borrowings		
	Rupee term loans from banks	245.182	442.901
	Short-term borrowings		
	Rupee term loans from banks	454.666	459.169
	Total	699.848	902.070

Auditors :	
Name :	Batliboi and Purohit Chartered Accountant
Address :	204, National Insurance Building, Dadabhoy Naoroji Road, Fort, Mumbai – 400001, Maharashtra, India
Income-tax PAN of auditor or auditor's firm :	AAAFB0915F
Memberships :	Not Available
Collaborators :	Not Available
Holding Company :	Forbes and Company Limited
Ultimate Holding Company :	Shapoorji Pallonji and Company Private Limited

Subsidiary Companies :	<ul style="list-style-type: none"> • Afcons Infrastructure Limited • Aquadiagnostics Water Research and Technology Centre Limited • Aquamall Water Solutions Limited • Efl Mauritius Limited • Euro Forbes Limited • Forbes Enviro Solutions Limited • Forbes Facility Services Private Limited • Forbes Lux FZCO • Euro Forbes Financial Services Limited • Forbes Lux International AG (FLIAG) • Lux International AG (LIAG) • Liag Trading And Investments Limited • Lux Italia SRL • Lux Schweiz AG • Forbes Lux Group AG • Lux /Sk/ S.R.O. • Lux (Deutschland) Gmbh • Lux Norge A/S • Lux Österreich Gmbh • Lux Cz S.R.O. • Lux Hungária Kereskedelmi Kft. • Lux Aqua GmbH • Lux Aqua Hungária Kft • Lux Aqua Paraguay SA • Lux Service GmbH • Lux Waterline GmbH • Lux Professional GmbH, Austria • Lux Professional GmbH, Germany
Associate :	Euro P2p Direct (Thailand) Company Limited
Enterprises under Common Control :	<ul style="list-style-type: none"> • Forbes Technosys Limited • Gokak Textiles Limited • Next Gen Publishing Private Limited • Samalpatti Power Company Private Limited • Shapoorji Pallonji Energy (Gujarat) Private Limited • Shapoorji Pallonji Investment Advisors Private Limited • Shapoorji Pallonji Oil And Gas Private Limited • Shapoorji Pallonji Rural Solutions Private Limited • SP Armada Oil Exploration Private Limited • Sterling And Wilson Private Limited • Sterling Motors Private Limited • Transtonnelstroy Afcons Joint Venture • Shapoorji Pallonji Bumi Armada Offshore Private Limited • Relationship Properties Private Limited • S D Corporation Private Limited

Joint Ventures :	<ul style="list-style-type: none"> • Aqualgnis Technologies Private Limited • Eurolife Regen Private Limited • Forbes Aquatech Limited • Forbes G4S Solutions Private Limited • Infinite Water Solutions Private Limited • Forbes Concept Hospitality Services Private Limited • AMC Cookware Pte. Limited • Lux Del Paraguay S.A
Other related Parties :	<ul style="list-style-type: none"> • Eureka Forbes Limited Employees Gratuity Fund • Eureka Forbes Limited Managing Staff Superannuation Scheme • Eureka Forbes Limited Employees Provident Fund • Eureka Forbes Institute of Environment

CAPITAL STRUCTURE

After 18.09.2017

Authorised Capital : INR 205.000 Million

Issued, Subscribed & Paid-up Capital : INR 37.280 Million

As on 18.09.2017

Authorised Capital :

No. of Shares	Type	Value	Amount
15000000	Equity Shares	INR 10/- each	INR 150.000 Million

Issued, Subscribed & Paid-up Capital :

No. of Shares	Type	Value	Amount
3728000	Equity Shares	INR 10/- each	INR 37.280 Million

DISCLAIMER : This Report is **PRIVATE & CONFIDENTIAL** and it is prepared at the request of and for its use by the Subscriber only. The Subscriber shall use the contents of the Report merely as an aid to its business. Mira Inform Private Limited ("MIPL") has collated information/data in the Report, which have not been verified unless otherwise specifically mentioned in the Report. The Subscriber shall independently verify the accuracy and correctness of the information/data before in any way acting upon the same. MIPL shall not be liable for any harm, injury, loss or damage caused to the Subscriber due to default by the Subscriber's debtors/beneficiaries in fulfilling their obligations of any nature whatsoever. This Report or any of its portion shall not be used as a documentary evidence or otherwise before any investigative agencies or forum of law. This Report is confidential and proprietary to MIPL. The Subscriber and/or any other person(s) may not reproduce, publish or disclose any of the contents of the Report to others without the express authorization of MIPL. This Report is prepared and issued to the Subscriber without any risk, responsibility or liability on the part of MIPL or its officials.



MIRA INFORM PRIVATE LIMITED
605, Palmspring, Near D'Mart, Link Road,
Malad (West), Mumbai - 400 064. INDIA
Tel : 91-22-40448000 (44 lines)
Fax : 91-22-40448045 / 40448046
E-mail : mira@mirainform.com
info@mirainform.com
Website : <http://www.mirainform.com>
<http://www.miraglobalcheck.com>
<http://www.miraglobalcollections.com>

DISCLAIMER : This Report is **PRIVATE & CONFIDENTIAL** and it is prepared at the request of and for its use by the Subscriber only. The Subscriber shall use the contents of the Report merely as an aid to its business. Mira Inform Private Limited ("MIPL") has collated information/data in the Report, which have not been verified unless otherwise specifically mentioned in the Report. The Subscriber shall independently verify the accuracy and correctness of the information/data before in any way acting upon the same. MIPL shall not be liable for any harm, injury, loss or damage caused to the Subscriber due to default by the Subscriber's debtors/beneficiaries in fulfilling their obligations of any nature whatsoever. This Report or any of its portion shall not be used as a documentary evidence or otherwise before any investigative agencies or forum of law. This Report is confidential and proprietary to MIPL. The Subscriber and/or any other person(s) may not reproduce, publish or disclose any of the contents of the Report to others without the express authorization of MIPL. This Report is prepared and issued to the Subscriber without any risk, responsibility or liability on the part of MIPL or its officials.

FINANCIAL DATA
[all figures are in INR Million]

ABRIDGED BALANCE SHEET

SOURCES OF FUNDS	31.03.2017	31.03.2016	31.03.2015
I. EQUITY AND LIABILITIES			
(1) Shareholders' Funds			
(a) Share Capital	37.280	37.280	37.280
(b) Reserves & Surplus	2460.294	2381.183	2157.699
(c) Money received against share warrants	0.000	0.000	0.000
(2) Share Application money pending allotment	0.000	0.000	0.000
Total Shareholders' Funds (1) + (2)	2497.574	2418.463	2194.979
(3) Non-Current Liabilities			
(a) long-term borrowings	245.182	442.901	574.026
(b) Deferred tax liabilities (Net)	0.000	0.000	0.000
(c) Other long term liabilities	1279.688	1135.583	1096.678
(d) long-term provisions	23.721	22.706	25.465
Total Non-current Liabilities (3)	1548.591	1601.190	1696.169
(4) Current Liabilities			
(a) Short term borrowings	654.666	649.792	410.532
(b) Trade payables	2757.714	2522.085	2079.248
(c) Other current liabilities	3796.943	3823.687	3844.744
(d) Short-term provisions	118.597	135.009	118.982
Total Current Liabilities (4)	7327.920	7130.573	6453.506
TOTAL	11374.085	11150.226	10344.654
II. ASSETS			
(1) Non-current assets			
(a) Fixed Assets			
(i) Tangible assets	923.979	892.480	906.222
(ii) Intangible Assets	44.666	32.120	39.989
(iii) Capital work-in-progress	0.000	0.000	0.000
(iv) Intangible assets under development	0.000	0.000	0.000
(b) Trade receivables	79.592	131.623	0.000
(c) Non-current Investments	3006.086	2967.677	2820.869
(d) Deferred tax assets (net)	34.982	40.117	39.269
(e) Long-term Loan and Advances	226.155	243.082	650.520
(f) Other Non-current assets	412.605	400.453	103.793
Total Non-Current Assets	4728.065	4707.552	4560.662

DISCLAIMER : This Report is **PRIVATE & CONFIDENTIAL** and it is prepared at the request of and for its use by the Subscriber only. The Subscriber shall use the contents of the Report merely as an aid to its business. Mira Inform Private Limited ("MIPL") has collated information/data in the Report, which have not been verified unless otherwise specifically mentioned in the Report. The Subscriber shall independently verify the accuracy and correctness of the information/data before in any way acting upon the same. MIPL shall not be liable for any harm, injury, loss or damage caused to the Subscriber due to default by the Subscriber's debtors/beneficiaries in fulfilling their obligations of any nature whatsoever. This Report or any of its portion shall not be used as a documentary evidence or otherwise before any investigative agencies or forum of law. This Report is confidential and proprietary to MIPL. The Subscriber and/or any other person(s) may not reproduce, publish or disclose any of the contents of the Report to others without the express authorization of MIPL. This Report is prepared and issued to the Subscriber without any risk, responsibility or liability on the part of MIPL or its officials.

(2) Current assets			
(a) Current investments	1.404	0.971	1.171
(b) Inventories	2381.817	2110.823	1883.404
(c) Trade receivables	2395.044	2651.642	2700.442
(d) Cash and cash equivalents	771.966	871.484	873.308
(e) Short-term loans and advances	63.901	75.341	318.779
(f) Other current assets	1031.888	732.413	6.888
Total Current Assets	6646.020	6442.674	5783.992
TOTAL	11374.085	11150.226	10344.654

PROFIT & LOSS ACCOUNT

PARTICULARS	31.03.2017	31.03.2016	31.03.2015
SALES			
Income	18334.705	18773.985	16279.832
Other Income	217.297	288.058	564.158
TOTAL	18552.002	19062.043	16843.990
Less EXPENSES			
Cost of Materials Consumed	0.000	0.000	0.000
Purchases of Stock-in-Trade	9202.920	9551.950	8225.060
Changes in inventories of finished goods, work-in-progress and Stock-in-Trade	(270.994)	(227.419)	212.676
Employees benefits expense	2992.458	2849.961	2534.855
CSR Expenditure	0.000	0.000	5.938
Other expenses	6215.326	6211.693	5300.851
TOTAL	18139.710	18386.185	16279.380
PROFIT/ (LOSS) BEFORE INTEREST, TAX, DEPRECIATION AND AMORTISATION	412.292	675.858	564.610
Less FINANCIAL EXPENSES	84.853	141.364	98.509
PROFIT / (LOSS) BEFORE TAX, DEPRECIATION AND AMORTISATION	327.439	534.494	466.101
Less/ Add DEPRECIATION/ AMORTISATION	211.267	231.811	6.968
PROFIT/ (LOSS) BEFORE TAX	116.172	302.683	459.133
Less TAX	39.556	59.488	60.343
PROFIT/ (LOSS) AFTER TAX	76.616	243.195	398.790

DISCLAIMER : This Report is **PRIVATE & CONFIDENTIAL** and it is prepared at the request of and for its use by the Subscriber only. The Subscriber shall use the contents of the Report merely as an aid to its business. Mira Inform Private Limited ("MIPL") has collated information/data in the Report, which have not been verified unless otherwise specifically mentioned in the Report. The Subscriber shall independently verify the accuracy and correctness of the information/data before in any way acting upon the same. MIPL shall not be liable for any harm, injury, loss or damage caused to the Subscriber due to default by the Subscriber's debtors/beneficiaries in fulfilling their obligations of any nature whatsoever. This Report or any of its portion shall not be used as a documentary evidence or otherwise before any investigative agencies or forum of law. This Report is confidential and proprietary to MIPL. The Subscriber and/or any other person(s) may not reproduce, publish or disclose any of the contents of the Report to others without the express authorization of MIPL. This Report is prepared and issued to the Subscriber without any risk, responsibility or liability on the part of MIPL or its officials.

EUREKA FORBES LIMITED - 529678

PAGE NO. : 20

Earnings / (Loss) Per Share (INR)	20.55	65.23	106.97
-----------------------------------	-------	-------	--------

CURRENT MATURITIES OF LONG TERM DEBT DETAILS

Particulars	31.03.2017	31.03.2016	31.03.2015
Current Maturities of Long term debt	169.200	184.805	163.895
Cash generated from operations	NA	NA	NA
Net cash flows from (used in) operations	492.304	400.063	333.214
Net cash flow from operating activity	387.212	187.175	265.417

KEY RATIOS

EFFICIENCY RATIOS

PARTICULARS	31.03.2017	31.03.2016	31.03.2015
Average Collection Days (Sundry Debtors / Income * 365 Days)	47.68	51.55	60.54
Account Receivables Turnover (Income / Sundry Debtors)	7.66	7.08	6.03
Average Payment Days (Sundry Creditors / Purchases * 365 Days)	109.37	96.37	92.27
Inventory Turnover (Operating Income / Inventories)	0.17	0.32	0.30
Asset Turnover (Operating Income / Net Fixed Assets)	0.43	0.73	0.60

LEVERAGE RATIOS

PARTICULARS	31.03.2017	31.03.2016	31.03.2015
Debt Ratio (Borrowing + Current Liabilities) / Total Assets	0.68	0.70	0.70
Debt Equity Ratio (Total Liability / Networth)	0.43	0.53	0.52
Current Liabilities to Network (Current Liabilities / Net Worth)	2.93	2.95	2.94
Fixed Assets to Network (Net Fixed Assets / Network)	0.39	0.38	0.43

DISCLAIMER : This Report is **PRIVATE & CONFIDENTIAL** and it is prepared at the request of and for its use by the Subscriber only. The Subscriber shall use the contents of the Report merely as an aid to its business. Mira Inform Private Limited ("MIPL") has collated information/data in the Report, which have not been verified unless otherwise specifically mentioned in the Report. The Subscriber shall independently verify the accuracy and correctness of the information/data before in any way acting upon the same. MIPL shall not be liable for any harm, injury, loss or damage caused to the Subscriber due to default by the Subscriber's debtors/beneficiaries in fulfilling their obligations of any nature whatsoever. This Report or any of its portion shall not be used as a documentary evidence or otherwise before any investigative agencies or forum of law. This Report is confidential and proprietary to MIPL. The Subscriber and/or any other person(s) may not reproduce, publish or disclose any of the contents of the Report to others without the express authorization of MIPL. This Report is prepared and issued to the Subscriber without any risk, responsibility or liability on the part of MIPL or its officials.

Interest Coverage Ratio (<i>PBIT / Financial Charges</i>)	4.86	4.78	5.73
--	------	------	------

PROFITABILITY RATIOS

PARTICULARS		31.03.2017	31.03.2016	31.03.2015
Net Profit Margin (<i>(PAT / Sales) * 100</i>)	%	0.42	1.30	2.45
Return on Total Assets (<i>(PAT / Total Assets) * 100</i>)	%	0.67	2.18	3.86
Return on Investment (ROI) (<i>(PAT / Networth) * 100</i>)	%	3.07	10.06	18.17

SOLVENCY RATIOS

PARTICULARS		31.03.2017	31.03.2016	31.03.2015
Current Ratio (<i>Current Assets / Current Liabilities</i>)		0.91	0.90	0.90
Quick Ratio (<i>(Current Assets – Inventories) / Current Liabilities</i>)		0.58	0.61	0.60
G-Score Ratio Financial (<i>Networth / Total Assets</i>)		0.22	0.22	0.21
G-Score Ratio Debt (<i>Debts / Equity Capital</i>)		28.68	34.27	30.81
G-Score Ratio Liquidity (<i>Total Current Assets / Total Current Liabilities</i>)		0.91	0.90	0.90

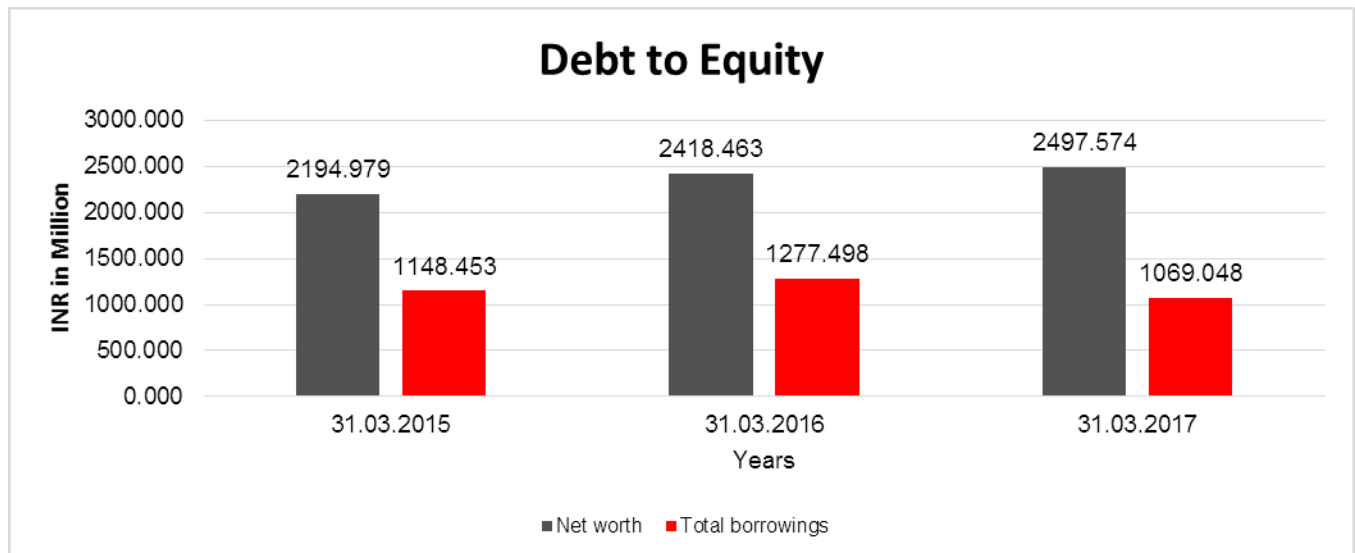
Total Liability = Short-term Debt + Long-term Debt + Current Maturities of Long-term debts

DISCLAIMER : This Report is **PRIVATE & CONFIDENTIAL** and it is prepared at the request of and for its use by the Subscriber only. The Subscriber shall use the contents of the Report merely as an aid to its business. Mira Inform Private Limited ("MIPL") has collated information/data in the Report, which have not been verified unless otherwise specifically mentioned in the Report. The Subscriber shall independently verify the accuracy and correctness of the information/data before in any way acting upon the same. MIPL shall not be liable for any harm, injury, loss or damage caused to the Subscriber due to default by the Subscriber's debtors/beneficiaries in fulfilling their obligations of any nature whatsoever. This Report or any of its portion shall not be used as a documentary evidence or otherwise before any investigative agencies or forum of law. This Report is confidential and proprietary to MIPL. The Subscriber and/or any other person(s) may not reproduce, publish or disclose any of the contents of the Report to others without the express authorization of MIPL. This Report is prepared and issued to the Subscriber without any risk, responsibility or liability on the part of MIPL or its officials.

FINANCIAL ANALYSIS
[all figures are in INR Million]

DEBT EQUITY RATIO

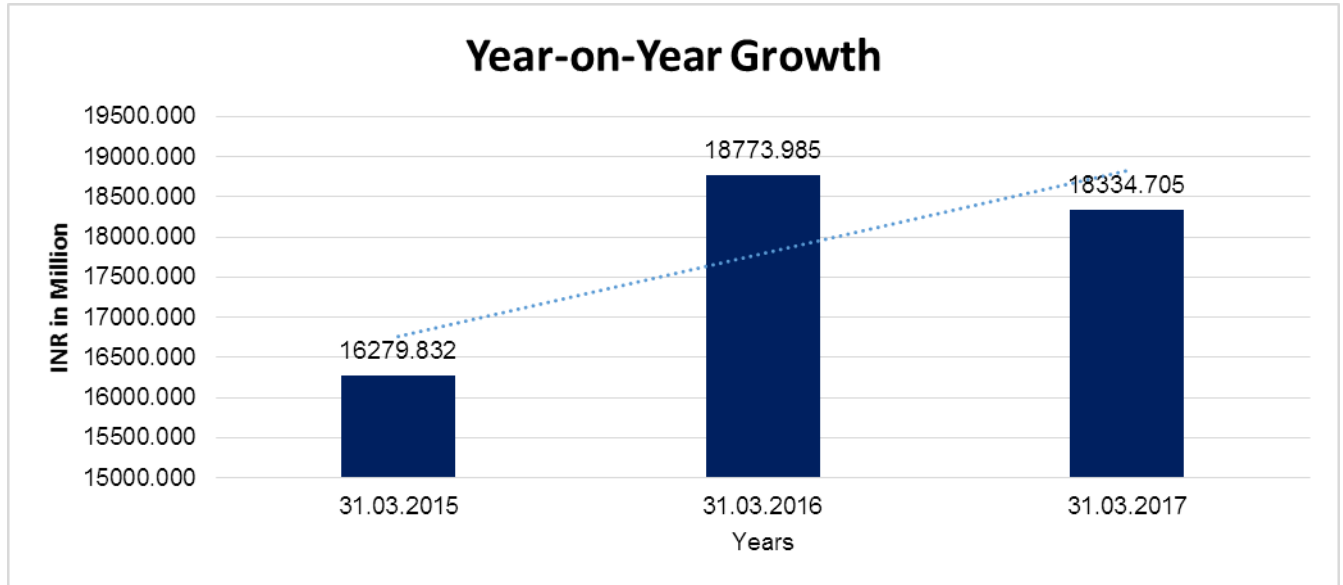
Particular	31.03.2015	31.03.2016	31.03.2017
	INR In Million	INR In Million	INR In Million
Share Capital	37.280	37.280	37.280
Reserves & Surplus	2157.699	2381.183	2460.294
Money received against share warrants	0.000	0.000	0.000
Share Application money pending allotment	0.000	0.000	0.000
Net worth	2194.979	2418.463	2497.574
long-term borrowings	574.026	442.901	245.182
Short term borrowings	410.532	649.792	654.666
Current Maturities of Long term debt	163.895	184.805	169.200
Total borrowings	1148.453	1277.498	1069.048
Debt/Equity ratio	0.523	0.528	0.428



YEAR-ON-YEAR GROWTH

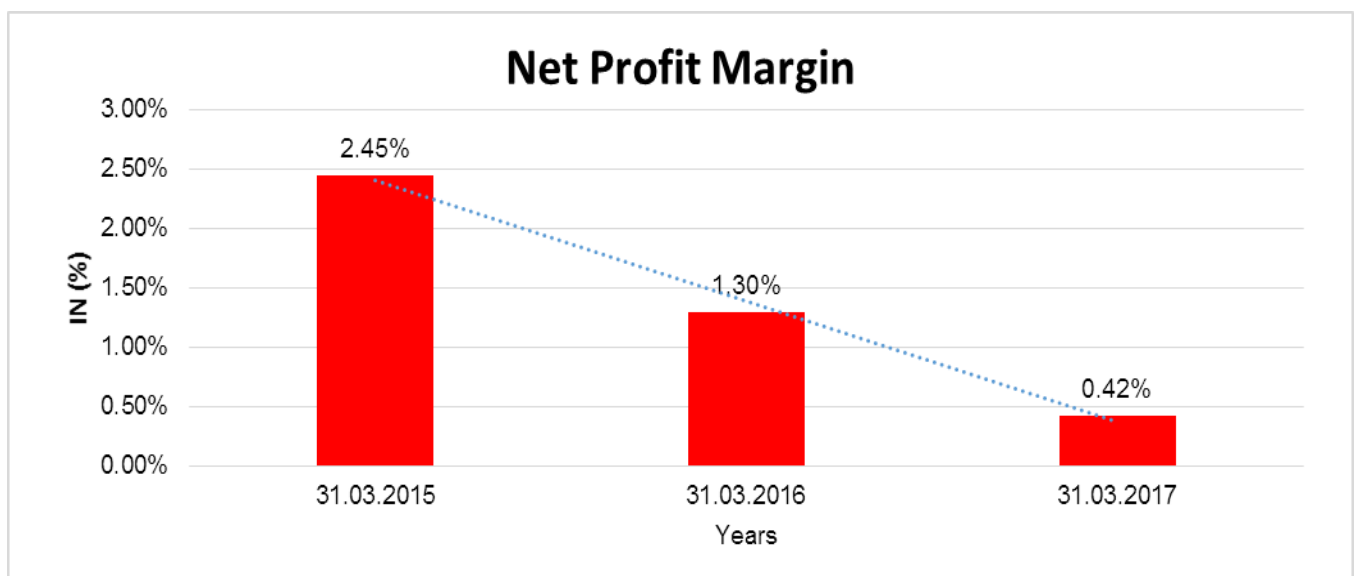
Year on Year Growth	31.03.2015	31.03.2016	31.03.2017
	INR In Million	INR In Million	INR In Million
Sales	16279.832	18773.985	18334.705
		15.321	(2.340)

DISCLAIMER : This Report is **PRIVATE & CONFIDENTIAL** and it is prepared at the request of and for its use by the Subscriber only. The Subscriber shall use the contents of the Report merely as an aid to its business. Mira Inform Private Limited ("MIPL") has collated information/data in the Report, which have not been verified unless otherwise specifically mentioned in the Report. The Subscriber shall independently verify the accuracy and correctness of the information/data before in any way acting upon the same. MIPL shall not be liable for any harm, injury, loss or damage caused to the Subscriber due to default by the Subscriber's debtors/beneficiaries in fulfilling their obligations of any nature whatsoever. This Report or any of its portion shall not be used as a documentary evidence or otherwise before any investigative agencies or forum of law. This Report is confidential and proprietary to MIPL. The Subscriber and/or any other person(s) may not reproduce, publish or disclose any of the contents of the Report to others without the express authorization of MIPL. This Report is prepared and issued to the Subscriber without any risk, responsibility or liability on the part of MIPL or its officials.



NET PROFIT MARGIN

Net Profit Margin	31.03.2015	31.03.2016	31.03.2017
	INR In Million	INR In Million	INR In Million
Sales	16279.832	18773.985	18334.705
Profit/(Loss)	398.790	243.195	76.616
	2.45%	1.30%	0.42%



DISCLAIMER : This Report is **PRIVATE & CONFIDENTIAL** and it is prepared at the request of and for its use by the Subscriber only. The Subscriber shall use the contents of the Report merely as an aid to its business. Mira Inform Private Limited ("MIPL") has collated information/data in the Report, which have not been verified unless otherwise specifically mentioned in the Report. The Subscriber shall independently verify the accuracy and correctness of the information/data before in any way acting upon the same. MIPL shall not be liable for any harm, injury, loss or damage caused to the Subscriber due to default by the Subscriber's debtors/beneficiaries in fulfilling their obligations of any nature whatsoever. This Report or any of its portion shall not be used as a documentary evidence or otherwise before any investigative agencies or forum of law. This Report is confidential and proprietary to MIPL. The Subscriber and/or any other person(s) may not reproduce, publish or disclose any of the contents of the Report to others without the express authorization of MIPL. This Report is prepared and issued to the Subscriber without any risk, responsibility or liability on the part of MIPL or its officials.

LOCAL AGENCY FURTHER INFORMATION

Sr. No.	Check list by info agents	Available in Report (Yes/No)
1	Year of establishment	Yes
2	Constitution of the entity -Incorporation details	Yes
3	Locality of the entity	Yes
4	Premises details	No
5	Buyer visit details	--
6	Contact numbers	Yes
7	Name of the person contacted	Yes
8	Designation of contact person	Yes
9	Promoter's background	Yes
10	Date of Birth of Proprietor / Partners / Directors	Yes
11	Pan Card No. of Proprietor / Partners	Yes
12	Voter Id Card No. of Proprietor / Partners	No
13	Type of business	Yes
14	Line of Business	Yes
15	Export/import details (if applicable)	No
16	No. of employees	No
17	Details of sister concerns	Yes
18	Major suppliers	No
19	Major customers	No
20	Banking Details	Yes
21	Banking facility details	Yes
22	Conduct of the banking account	--
23	Financials, if provided	Yes
24	Capital in the business	Yes
25	Last accounts filed at ROC, if applicable	Yes
26	Turnover of firm for last three years	Yes
27	Reasons for variation <> 20%	--
28	Estimation for coming financial year	No
29	Profitability for last three years	Yes
30	Major shareholders, if available	Yes
31	External Agency Rating, if available	Yes
32	Litigations that the firm/promoter involved in	--
33	Market information	--
34	Payments terms	No
35	Negative Reporting by Auditors in the Annual Report	No

BACKGROUND

The company is a limited company incorporated and domiciled in India with its registered office situated at 7, Chakraberia Road (South), Kolkata – 700 025. The Company is subsidiary of Forbes and Co Limited and ultimate holding company is Shapoorji Pallonji and Company Private Limited

The Company is engaged in Trading, renting and servicing of Vacuum cleaners, Water Filter cum purifiers, Water and Waste Water Treatment Plant, Electronic Air Cleaning Systems, Small Household Appliances, Digital Security System and Fire Extinguisher etc.

OPERATIONS:

“I can't change the direction of the wind, but I can adjust my sails to always reach my destination”, said Jimmy Dean and this is characteristic of EFL Group.

A year that held 'change' as the mantra for the corporates and the nation at large, a year which experienced digitisation of businesses and a way to connect with consumers driven by none other than the Government of India, 'demonetization' was the word that swayed the fortunes of corporations and the sentiments of the consuming class. While the year saw the changing political landscape in India, the approach to development, the new growth opportunities thanks to SMART Cities, Digital India and our role as a nation in the emerging world order led to our turn to transform.

EFL has its presence across the country in various products/segments such as water purifiers, vacuum cleaners, air purifiers and home security solutions with the brands such as Aquaguard, AquaSure, EuroClean, Aeroguard and EuroVigil. EFL has its presence in European.

The complexion of the business within EFL is changing and moving towards the retail sale and digital through the web from a direct selling business. This evolution from Direct Sales to Retail Sale and Sale on a digital platform over the last few years has been brought with successfully and by retaining or even improving our own addressable market share. In the last three-four years competition in the water purifier space has increased and a number of players of international repute have entered the market. EFL has taken an aggressive target of regaining and retaining the market share of electric water purifiers. This entails a significant investment in the market in the form of advertisement and sales promotion which resulted in regaining a 12% market share in the financial year 2015-16 taking EFL market share to 67% and retaining the same in the financial year 2016-17.

During the year, EFL had set key priorities in terms of (a) Project Everest: Leading the water purification market to dominate with 67% share, (b) Enhance focus on Air, Cleaning and Security to build a 2nd category, (c) Build digital capability for a greater connect with employees and customers, (d) Measure and Build Customer loyalty and leverage the brand value of EFL and brands and (e) Diversity of people and businesses to build a future proof EFL. And in each one of them, as a team dedicated to building a 'tandarust' – healthy organisation, EFL rose to the occasion.

While the demonetisation, though a highly well-intentioned move for the medium to long run, created an impact in the market with the last 4 month offtake reducing by 20-30% vis-à-vis the corresponding year for EFL as well as competing brands, however, EFL was able to retain the 67% (value) share of the domestic electric water purification market in spite of the drop in sales. The year also witnessed the business composition change where the Retail Channel (Consumer Division) and Partner Channels (Franchise Direct Operators and Franchise Business

Partners in Direct Sales) grew while the one time core business of Customer Response Centre (CRC business of Direct Sales) de-grew marginally vis-à-vis last year, this was mainly due to unbudgeted increase in wage bill.

On the second priority, the first 'Made in India for the world' Air Purifier Aeroguard 4S was launched. The category grew to over 42% of the domestic market and EFL plans focusing on this growing segment in the years ahead. In cleaning the indomitable 79% share of the market remained untouched with a refreshed product portfolio.

The focus on digitisation resulted in fruits with over 350,000 validated leads and INR 1000 Million turnover from digital platform resulted in a quantum growth over previous year. Unlike the e-com wave of discounts EFL held the price and strategic partnership with 'Google' helped EFL dominate in the space with over 70% Share of Voice in the categories EFL has been present in. Additionally mobility both in Sales and Service began to show early benefits.

The Employee diversity ratio moved from 7% to 12% with Direct Sales leading the way with 16% Lady Eurochamps. EFL was also able to improve the retention in performers by 10% over the previous year.

One of the significant achievements by the EFL team was the improvement in the NPS (Net Promoter Score) – measured across 5 touchpoints in the relationship of a customer with EFL. Across all the five touch points the team registered more than 25% improvement over the previous financial year with post sales service team topping the charts in both mandatory service as well as complaint management.

UNSECURED LOAN

PARTICULARS	31.03.2017 (INR in Million)	31.03.2016 (INR in Million)
Short-term borrowings		
Rupee term loans from banks	200.000	190.623
Total	200.000	190.623

INDEX OF CHARGES

Charges Registered								
SN o	SRN	Charge Id	Charge Holder Name	Date of Creation	Date of Modification	Date of Satisfaction	Amount	Address
1	G2953 7644	10006 5447	MILESTONE TRUSTEES HIP SERVICES PRIVATE LIMITED	28/11 /2016	-	-	591680000.0	602, HALLMARK BUSINESS SQUARE, SAINT DHYANESHWARMARG, OPP. GURU NANAK HOSPITAL, BANDRA (EAST) MUMBAI Ma400051IN
2	G6922	10003	AXIS BANK	19/05	18/08/	-	750000000.0	74, RAJPUR

DISCLAIMER : This Report is **PRIVATE & CONFIDENTIAL** and it is prepared at the request of and for its use by the Subscriber only. The Subscriber shall use the contents of the Report merely as an aid to its business. Mira Inform Private Limited ("MIPL") has collated information/data in the Report, which have not been verified unless otherwise specifically mentioned in the Report. The Subscriber shall independently verify the accuracy and correctness of the information/data before in any way acting upon the same. MIPL shall not be liable for any harm, injury, loss or damage caused to the Subscriber due to default by the Subscriber's debtors/beneficiaries in fulfilling their obligations of any nature whatsoever. This Report or any of its portion shall not be used as a documentary evidence or otherwise before any investigative agencies or forum of law. This Report is confidential and proprietary to MIPL. The Subscriber and/or any other person(s) may not reproduce, publish or disclose any of the contents of the Report to others without the express authorization of MIPL. This Report is prepared and issued to the Subscriber without any risk, responsibility or liability on the part of MIPL or its officials.

EUREKA FORBES LIMITED - 529678

PAGE NO. : 27

	6215	0643	LIMITED	/2016	2017			ROADDEHRADUNUR24 8001IN
3	C0971 5160	10481 276	The Hongkong and Shanghai Banking Corporation Limited	07/02 /2014	26/06/ 2014	-	1189000000.0	Shiv Building, Western Express Highway, Sahar Road Junction, Vile Parle (E)MumbaiMH400057IN
4	C4131 0509	10481 449	The Hongkong and Shanghai Banking Corporation Limited	06/02 /2014	23/01/ 2015	-	1102000000.0	NESCO - IT Park, Nesco Complex, 11th Floor, Bldg No.3, Western Express Highway, Goregaon (E)MumbaiMH400063IN
5	A7054 9522	10177 591	STATE BANK OF INDIA	07/09 /2009	-	-	400000000.0	COMMERCIAL BRANCH, N. G. N VAIDYA MARGFORTMUMBAIM H400023IN
6	G5233 9413	80038 890	State Bank of India	14/10 /1999	10/08/ 2017	-	1750000000.0	Commercial Branch, 2nd Floor, AMT-V, N.G.N. Vaidya Marg, Horniman Circle, MumbaiMH40000 1IN
7	Y1021 3493	90120 688	THE PRADESHIY A INDUSTRIAL & INVESTMEN T CORP. OF U.P. LTD	09/03 /1994	-	-	13375000.0	PICUP BHAWANGOMTI NAGARLUCKONWUPIN
8	G4765 7648	90123 721	State Bank of India	04/03 /1994	14/03/ 2017	-	620000000.0	COMMERCIAL BRANCH (ADVANCES)N G N VAIDYA MARG, BANK STREET, FORTMUMBAIMH40002 3IN
9	Y1021 6460	90123 655	STATE BANK OF INDIA	14/01 /1993	-	-	15000000.0	INDUSTRIAL FINANCE BRANCHKILLICK HOUSE; CHARANJIT RAI MARG; FORTMUMBAIMH40002 3IN
10	Y1021 6429	90123 624	STATE BANK OF INDIA	04/06 /1992	-	-	30000000.0	INDUSTRIAL FINANCE BRANCHKILLICK HOUSE; CHARANJIT

DISCLAIMER : This Report is **PRIVATE & CONFIDENTIAL** and it is prepared at the request of and for its use by the Subscriber only. The Subscriber shall use the contents of the Report merely as an aid to its business. Mira Inform Private Limited ("MIPL") has collated information/data in the Report, which have not been verified unless otherwise specifically mentioned in the Report. The Subscriber shall independently verify the accuracy and correctness of the information/data before in any way acting upon the same. MIPL shall not be liable for any harm, injury, loss or damage caused to the Subscriber due to default by the Subscriber's debtors/beneficiaries in fulfilling their obligations of any nature whatsoever. This Report or any of its portion shall not be used as a documentary evidence or otherwise before any investigative agencies or forum of law. This Report is confidential and proprietary to MIPL. The Subscriber and/or any other person(s) may not reproduce, publish or disclose any of the contents of the Report to others without the express authorization of MIPL. This Report is prepared and issued to the Subscriber without any risk, responsibility or liability on the part of MIPL or its officials.

								RAI MARG; FORTMUMBAIMH40002 3IN
11	Y1021 2551	90119 746	THE PRADESHIY A INDUSTRIAL & INVESTMEN T CORP. OF U.P. LTD	30/04 /1992	-	-	12200000.0	PICUP BHAWANGOMTI NAGARLUCKONWUPIN
12	Y1021 6367	90123 562	STATE BANK OF INDIA	13/08 /1990	-	-	25000000.0	BRANCH BHIMTALNAINITALAPIN
13	C4052 3821	10518 930	The Hongkong and Shanghai Banking Corporation Limited	28/08 /2014	-	24/10/2 014	1450000000.0	52/60, Mahatma Gandhi Road, FortMumbaiMH400 001IN
14	B6558 2561	10166 067	Axis Bank Limited	16/06 /2009	-	13/12/2 012	247500000.0	Fort Branch, Universal Insurance Building, Sir P.M.Road, FortMumbaiMH400001IN

CONTINGENT LIABILITIES: (As on 31.03.2017)

Corporate Guarantee given to Bank on behalf of a Subsidiary Company - INR 1618.090 Million (previous year INR 1652.473 Million)

Bank Guarantees issued on behalf of the Company – INR 1.763 Million (previous year INR 1.415 Million)

Disputed Income Tax Demands - INR 169.271 Million (previous year INR 144.881 Million).

Disputed Central Excise Demands - INR 5.651 Million (previous year INR 5.651 Million)

Disputed Sales Tax demands - INR 354.420 Million (previous year INR 351.599 Million)

Disputed Service Tax demands - INR 176.987 Million (previous year INR 108.764 Million)

FIXED ASSETS

- Buildings
- Plant and equipment
- Furniture and fixtures
- Vehicles

DISCLAIMER : This Report is **PRIVATE & CONFIDENTIAL** and it is prepared at the request of and for its use by the Subscriber only. The Subscriber shall use the contents of the Report merely as an aid to its business. Mira Inform Private Limited ("MIPL") has collated information/data in the Report, which have not been verified unless otherwise specifically mentioned in the Report. The Subscriber shall independently verify the accuracy and correctness of the information/data before in any way acting upon the same. MIPL shall not be liable for any harm, injury, loss or damage caused to the Subscriber due to default by the Subscriber's debtors/beneficiaries in fulfilling their obligations of any nature whatsoever. This Report or any of its portion shall not be used as a documentary evidence or otherwise before any investigative agencies or forum of law. This Report is confidential and proprietary to MIPL. The Subscriber and/or any other person(s) may not reproduce, publish or disclose any of the contents of the Report to others without the express authorization of MIPL. This Report is prepared and issued to the Subscriber without any risk, responsibility or liability on the part of MIPL or its officials.

- Office equipment
- Computer equipments
- Leasehold improvements

CMT REPORT (Corruption, Money Laundering & Terrorism]

The Public Notice information has been collected from various sources including but not limited to: **The Courts, India Prisons Service, Interpol, etc.**

1] INFORMATION ON DESIGNATED PARTY

No records exist designating subject or any of its beneficial owners, controlling shareholders or senior officers as terrorist or terrorist organization or whom notice had been received that all financial transactions involving their assets have been blocked or convicted, found guilty or against whom a judgement or order had been entered in a proceedings for violating money-laundering, anti-corruption or bribery or international economic or anti-terrorism sanction laws or whose assets were seized, blocked, frozen or ordered forfeited for violation of money laundering or international anti-terrorism laws.

2] Court Declaration :

No records exist to suggest that subject is or was the subject of any formal or informal allegations, prosecutions or other official proceeding for making any prohibited payments or other improper payments to government officials for engaging in prohibited transactions or with designated parties.

3] Asset Declaration :

No records exist to suggest that the property or assets of the subject are derived from criminal conduct or a prohibited transaction.

4] Record on Financial Crime :

Charges or conviction registered against subject: **None**

5] Records on Violation of Anti-Corruption Laws :

Charges or investigation registered against subject: **None**

6] Records on Int'l Anti-Money Laundering Laws/Standards :

Charges or investigation registered against subject: **None**

7] Criminal Records

No available information exist that suggest that subject or any of its principals have been formally charged or convicted by a competent governmental authority for any financial crime or under any formal investigation by a competent government authority for any violation of anti-corruption laws or international anti-money laundering laws or standard.

8] Affiliation with Government :

No record exists to suggest that any director or indirect owners, controlling shareholders, director, officer or employee of the company is a government official or a family member or close business associate of a Government official.

9] Compensation Package :

Our market survey revealed that the amount of compensation sought by the subject is fair and reasonable and comparable to compensation paid to others for similar services.

10] Press Report :

No press reports / filings exists on the subject.

CORPORATE GOVERNANCE

MIRA INFORM as part of its Due Diligence do provide comments on Corporate Governance to identify management and governance. These factors often have been predictive and in some cases have created vulnerabilities to credit deterioration.

Our Governance Assessment focuses principally on the interactions between a company's management, its Board of Directors, Shareholders and other financial stakeholders.

CONTRAVENTION

Subject is not known to have contravened any existing local laws, regulations or policies that prohibit, restrict or otherwise affect the terms and conditions that could be included in the agreement with the subject.

FOREIGN EXCHANGE RATES

Currency	Unit	INR
US Dollar	1	INR 72.43
UK Pound	1	INR 94.43
Euro	1	INR 84.01

INFORMATION DETAILS

Information Gathered by :	STN
Analysis Done by :	PRY
Report Prepared by :	SUD

SCORE FACTORS

DEMERIT POINTS		
--BANK CHARGES	YES/NO	YES
--LITIGATION	YES/NO	NO
--OTHER ADVERSE INFORMATION	YES/NO	NO
MERIT POINTS		
--SOLE DISTRIBUTORSHIP	YES/NO	NO
--EXPORT ACTIVITIES	YES/NO	NO
--AFFILIATION	YES/NO	YES
--LISTED	YES/NO	NO
--OTHER MERIT FACTORS	YES/NO	YES

RATING EXPLANATIONS

Credit Rating	Explanation	Rating Comments
A++	Minimum Risk	Business dealings permissible with minimum risk of default
A+	Low Risk	Business dealings permissible with low risk of default
A	Acceptable Risk	Business dealings permissible with moderate risk of default
B	Medium Risk	Business dealings permissible on a regular monitoring basis
C	Medium High Risk	Business dealings permissible preferably on secured basis
D	High Risk	Business dealing not recommended or on secured terms only
NB	New Business	No recommendation can be done due to business in infancy stage
NT	No Trace	No recommendation can be done as the business is not traceable

NB is stated where there is insufficient information to facilitate rating. However, it is not to be considered as unfavourable.

This score serves as a reference to assess SC's credit risk and to set the amount of credit to be extended. It is calculated from a composite of weighted scores obtained from each of the major sections of this report. The assessed factors are as follows:

- Financial condition covering various ratios
- Company background and operations size
- Promoters / Management background
- Payment record
- Litigation against the subject
- Industry scenario / competitor analysis
- Supplier / Customer / Banker review (wherever available)

DISCLAIMER : This Report is **PRIVATE & CONFIDENTIAL** and it is prepared at the request of and for its use by the Subscriber only. The Subscriber shall use the contents of the Report merely as an aid to its business. Mira Inform Private Limited ("MIPL") has collated information/data in the Report, which have not been verified unless otherwise specifically mentioned in the Report. The Subscriber shall independently verify the accuracy and correctness of the information/data before in any way acting upon the same. MIPL shall not be liable for any harm, injury, loss or damage caused to the Subscriber due to default by the Subscriber's debtors/beneficiaries in fulfilling their obligations of any nature whatsoever. This Report or any of its portion shall not be used as a documentary evidence or otherwise before any investigative agencies or forum of law. This Report is confidential and proprietary to MIPL. The Subscriber and/or any other person(s) may not reproduce, publish or disclose any of the contents of the Report to others without the express authorization of MIPL. This Report is prepared and issued to the Subscriber without any risk, responsibility or liability on the part of MIPL or its officials.