

## MIRA INFORM REPORT

Report No. :	529226
Report Date :	11.09.2018

### IDENTIFICATION DETAILS

Name :	FOREVERMARK LIMITED
Formerly Known As :	INTERCEDE 2264 LIMITED
Registered Office :	20 Carlton House Terrace London Sw1y 5an
Country :	United Kingdom
Financials (as on) :	31.12.2016
Date of Incorporation :	12.02.2008
Com. Reg. No.:	06501918
Legal Form :	Private limited with Share Capital
Line of Business :	<ul style="list-style-type: none"> <li>• Other business support service activities n.e.c.</li> <li>• Provide marketing activities on behalf of the de beers group.</li> </ul>
No. of Employees :	54 [2016]

**RATING & COMMENTS**

(Mira Inform has adopted New Rating mechanism w.e.f. 23<sup>rd</sup> January 2017)

**MIRA's Rating :**

A

Credit Rating	Explanation	Rating Comments
A	Acceptable Risk	Business dealings permissible with moderate risk of default

<b>Status :</b>	Good
<b>Payment Behaviour :</b>	Regular
<b>Litigation :</b>	Clear

**NOTES :**

Any query related to this report can be made on e-mail : [infodept@mirainform.com](mailto:infodept@mirainform.com) while quoting report number, name and date.

**ECGC Country Risk Classification List**

Country Name	Previous Rating (31.12.2017)	Current Rating (01.04.2018)
United Kingdom	A1	A1

Risk Category	ECGC Classification
Insignificant	A1
Low Risk	A2
Moderately Low Risk	B1
Moderate Risk	B2
Moderately High Risk	C1
High Risk	C2
Very High Risk	D

**DISCLAIMER :** This Report is **PRIVATE & CONFIDENTIAL** and it is prepared at the request of and for its use by the Subscriber only. The Subscriber shall use the contents of the Report merely as an aid to its business. Mira Inform Private Limited ("MIPL") has collated information/data in the Report, which have not been verified unless otherwise specifically mentioned in the Report. The Subscriber shall independently verify the accuracy and correctness of the information/data before in any way acting upon the same. MIPL shall not be liable for any harm, injury, loss or damage caused to the Subscriber due to default by the Subscriber's debtors/beneficiaries in fulfilling their obligations of any nature whatsoever. This Report or any of its portion shall not be used as a documentary evidence or otherwise before any investigative agencies or forum of law. This Report is confidential and proprietary to MIPL. The Subscriber and/or any other person(s) may not reproduce, publish or disclose any of the contents of the Report to others without the express authorization of MIPL. This Report is prepared and issued to the Subscriber without any risk, responsibility or liability on the part of MIPL or its officials.

**UNITED KINGDOM - ECONOMIC OVERVIEW**

The UK, a leading trading power and financial center, is the third largest economy in Europe after Germany and France. Agriculture is intensive, highly mechanized, and efficient by European standards, producing about 60% of food needs with less than 2% of the labor force. The UK has large coal, natural gas, and oil resources, but its oil and natural gas reserves are declining; the UK has been a net importer of energy since 2005. Services, particularly banking, insurance, and business services, are key drivers of British GDP growth. Manufacturing, meanwhile, has declined in importance but still accounts for about 10% of economic output.

In 2008, the global financial crisis hit the economy particularly hard, due to the importance of its financial sector. Falling home prices, high consumer debt, and the global economic slowdown compounded the UK's economic problems, pushing the economy into recession in the latter half of 2008 and prompting the then BROWN (Labour) government to implement a number of measures to stimulate the economy and stabilize the financial markets. Facing burgeoning public deficits and debt levels, in 2010 the then CAMERON-led coalition government (between Conservatives and Liberal Democrats) initiated an austerity program, which has continued under the Conservative government. However, the deficit still remains one of the highest in the G7, standing at 3.6% of GDP as of 2017, and the UK has pledged to lower its corporation tax from 20% to 17% by 2020. The UK had a debt burden of 90.4% GDP at the end of 2017.

The UK economy has begun to slow since the referendum vote to leave the EU in June 2016. A sustained depreciation of the British pound has increased consumer and producer prices, weighing on consumer spending without spurring a meaningful increase in exports. The UK has an extensive trade relationship with other EU members through its single market membership, and economic observers have warned the exit will jeopardize its position as the central location for European financial services. Prime Minister MAY is seeking a new "deep and special" trade relationship with the EU following the UK's exit. However, economists doubt that the UK will be able to preserve the benefits of EU membership without the obligations. The UK is expected to officially leave the EU by the end of March 2019.

Source : CIA

## **COMPANY NAME AND ADDRESS**

Company Name: FOREVERMARK LIMITED  
Company No: 06501918  
Company Status: Active - Accounts Filed  
Status: Active  
Registered Address: 20 CARLTON HOUSE TERRACE LONDON SW1Y 5AN

## **COMPANY NAME**

FOREVERMARK LIMITED

## **COMPANY NUMBER**

06501918

## **COMPANY SUMMARY**

Registered Address 20 CARLTON HOUSE TERRACE  
LONDON  
SW1Y 5AN  
Trading Address Anglo American House  
20 Carlton House Terrace  
London  
SW1Y 5AN  
Website Address <http://www.forevermark.com>  
Telephone Number 02074044444  
Fax Number  
TPS No  
FPS Yes  
Incorporation Date 12/02/2008  
Previous Name INTERCEDE 2264 LIMITED  
Type Private limited with Share Capital  
FTSE Index -  
Date of Change 20/03/2008  
Filing Date of Accounts 27/09/2017  
Currency GBP  
Share Capital £623,001  
SIC07 82990  
Charity Number -  
SIC07 Description OTHER BUSINESS SUPPORT SERVICE ACTIVITIES N.E.C.

**DISCLAIMER** : This Report is **PRIVATE & CONFIDENTIAL** and it is prepared at the request of and for its use by the Subscriber only. The Subscriber shall use the contents of the Report merely as an aid to its business. Mira Inform Private Limited ("MIPL") has collated information/data in the Report, which have not been verified unless otherwise specifically mentioned in the Report. The Subscriber shall independently verify the accuracy and correctness of the information/data before in any way acting upon the same. MIPL shall not be liable for any harm, injury, loss or damage caused to the Subscriber due to default by the Subscriber's debtors/beneficiaries in fulfilling their obligations of any nature whatsoever. This Report or any of its portion shall not be used as a documentary evidence or otherwise before any investigative agencies or forum of law. This Report is confidential and proprietary to MIPL. The Subscriber and/or any other person(s) may not reproduce, publish or disclose any of the contents of the Report to others without the express authorization of MIPL. This Report is prepared and issued to the Subscriber without any risk, responsibility or liability on the part of MIPL or its officials.

Principal Activity Provide marketing activities on behalf of the De Beers group.  
Accounts data converted from US Dollar.

## **ADDITIONAL INFORMATION**

CCJ's 0 (£0)  
No CCJ Information To Display  
Ultimate Holding Company ANGLO AMERICAN PLC  
Accountant -  
Mortgages 0  
Group 70 companies  
Linkages 920 companies  
Countries In 55 countries

## **KEY FINANCIALS**

Year to Date	Turnover	Pre Tax Profit	Shareholder's Funds	Employees
31/12/2016	£80,170,336	£2,442,725	£13,200,684	54
31/12/2015	£88,185,808	£2,038,828	£10,026,778	55
31/12/2014	£92,516,771	£2,744,403	£7,800,558	46

## **MORTGAGE SUMMARY**

Total Mortgage 0  
Outstanding 0  
Satisfied 0

## **TRADE DEBTORS / BAD DEBT SUMMARY**

Total Number of Documented Trade 0  
Total Value of Documented Trade £0

## **COMMENTARY**

This company's return on total assets employed ratio indicates a highly efficient use of assets.
This company's ratio of total liabilities to total assets indicates the presence of moderate equity funding.
The company has more cash than short term bank borrowings.
This company trades in an industry with a higher level of corporate failures.

**DISCLAIMER** : This Report is **PRIVATE & CONFIDENTIAL** and it is prepared at the request of and for its use by the Subscriber only. The Subscriber shall use the contents of the Report merely as an aid to its business. Mira Inform Private Limited ("MIPL") has collated information/data in the Report, which have not been verified unless otherwise specifically mentioned in the Report. The Subscriber shall independently verify the accuracy and correctness of the information/data before in any way acting upon the same. MIPL shall not be liable for any harm, injury, loss or damage caused to the Subscriber due to default by the Subscriber's debtors/beneficiaries in fulfilling their obligations of any nature whatsoever. This Report or any of its portion shall not be used as a documentary evidence or otherwise before any investigative agencies or forum of law. This Report is confidential and proprietary to MIPL. The Subscriber and/or any other person(s) may not reproduce, publish or disclose any of the contents of the Report to others without the express authorization of MIPL. This Report is prepared and issued to the Subscriber without any risk, responsibility or liability on the part of MIPL or its officials.

## CCJ

Total Number of Exact CCJs -	0	Total Value of Exact CCJs -	
Total Number of Possible CCJs -	0	Total Value of Possible CCJs -	
Total Number of Satisfied CCJs -	0	Total Value of Satisfied CCJs -	
Total Number of Writs -	-		

Total Current Directors	4	Total Current Secretaries	1
Total Previous Directors / Company Secretaries	11	Total Person's With Significant Control	2

## CURRENT DIRECTORS

<b>Title</b>	Mr	<b>Function</b>	Director
<b>Name</b>	Stephen Christopher Lussier	<b>Nationality</b>	British
<b>Date of Birth</b>	12/1957	<b>Present Appointments</b>	12
<b>Latest Address</b>	20 Carlton House Terrace, London	<b>Appointment Date</b>	01/09/2009
<b>Post Code</b>	SW1Y 5AN		
<b>Title</b>	Mr	<b>Function</b>	Director
<b>Name</b>	Jonathan George Kendall	<b>Nationality</b>	British
<b>Date of Birth</b>	08/1963	<b>Present Appointments</b>	1
<b>Latest Address</b>	20 Carlton House Terrace, London	<b>Appointment Date</b>	01/11/2010
<b>Post Code</b>	SW1Y 5AN		

<b>Title</b>	Mr	<b>Function</b>	Director
<b>Name</b>	Richard Graham Giles	<b>Nationality</b>	British
<b>Date of Birth</b>	08/1977	<b>Present Appointments</b>	14
<b>Latest Address</b>	20 Carlton House Terrace, London	<b>Appointment Date</b>	05/12/2013
<b>Post Code</b>	SW1Y 5AN		
<b>Title</b>	Mr	<b>Function</b>	Director
<b>Name</b>	Andrew Jon Kirkbride	<b>Nationality</b>	British
<b>Date of Birth</b>	01/1976	<b>Present Appointments</b>	2
<b>Latest Address</b>	20 Carlton House Terrace, London	<b>Appointment Date</b>	08/03/2018
<b>Post Code</b>	SW1Y 5AN		

**DISCLAIMER** : This Report is **PRIVATE & CONFIDENTIAL** and it is prepared at the request of and for its use by the Subscriber only. The Subscriber shall use the contents of the Report merely as an aid to its business. Mira Inform Private Limited ("MIPL") has collated information/data in the Report, which have not been verified unless otherwise specifically mentioned in the Report. The Subscriber shall independently verify the accuracy and correctness of the information/data before in any way acting upon the same. MIPL shall not be liable for any harm, injury, loss or damage caused to the Subscriber due to default by the Subscriber's debtors/beneficiaries in fulfilling their obligations of any nature whatsoever. This Report or any of its portion shall not be used as a documentary evidence or otherwise before any investigative agencies or forum of law. This Report is confidential and proprietary to MIPL. The Subscriber and/or any other person(s) may not reproduce, publish or disclose any of the contents of the Report to others without the express authorization of MIPL. This Report is prepared and issued to the Subscriber without any risk, responsibility or liability on the part of MIPL or its officials.

## **CURRENT COMPANY SECRETARY**







Title		Function	Company Secretary
Name	ANGLO AMERICAN CORPORATE SECRETARY LIMITED	Nationality	
Date of Birth	-	Present Appointments	99
Latest Address	20 Carlton House Terrace, London, England And Wales	Appointment Date	27/07/2016
Post Code	SW1Y 5AN		

## **TOP SHAREHOLDERS**

Name	Currency	Share Count	Share Type	Nominal Value	% of Total Share Count
DE BEERS UK LTD	GBP	623,000	ORDINARY	1	100
MITRE HOUSE NOMINEES LTD	GBP	1	ORDINARY	1	0

## **FINANCIALS**










### **Profit & Loss**

	Date Of Accounts	31/12/16	(%)	31/12/15	(%)	31/12/14	(%)	31/12/13	(%)	31/12/12
	Weeks	52	(%)	52	(%)	52	(%)	52	(%)	52
	Currency	GBP	(%)	GBP	(%)	GBP	(%)	GBP	(%)	GBP
	Consolidated A/cs	N	(%)	N	(%)	N	(%)	N	(%)	N
	<b>Turnover</b>	<b>£80,170,336</b>	<b>-9.1%</b>	<b>£88,185,808</b>	<b>-4.7%</b>	<b>£92,516,771</b>	<b>18%</b>	<b>£78,391,299</b>	<b>15%</b>	<b>£68,194,420</b>
	Export	-	-	-	-	-	-	-	-	-
	Cost of Sales	-	-	-	-	-	-	-	-	-
	Gross Profit	£80,170,336	9.1%	£88,185,808	4.7%	£92,516,771	18%	£78,391,299	15%	£68,194,420
	Wages & Salaries	£4,756,025	13.1%	£5,473,817	-5%	£5,760,911	3.6%	£5,559,463	20.4%	£4,617,769
	Directors Emoluments	£401,666	59.5%	£992,264	47.6%	£1,894,927	24.9%	£2,523,121	124.9%	£1,121,834









**DISCLAIMER** : This Report is **PRIVATE & CONFIDENTIAL** and it is prepared at the request of and for its use by the Subscriber only. The Subscriber shall use the contents of the Report merely as an aid to its business. Mira Inform Private Limited ("MIPL") has collated information/data in the Report, which have not been verified unless otherwise specifically mentioned in the Report. The Subscriber shall independently verify the accuracy and correctness of the information/data before in any way acting upon the same. MIPL shall not be liable for any harm, injury, loss or damage caused to the Subscriber due to default by the Subscriber's debtors/beneficiaries in fulfilling their obligations of any nature whatsoever. This Report or any of its portion shall not be used as a documentary evidence or otherwise before any investigative agencies or forum of law. This Report is confidential and proprietary to MIPL. The Subscriber and/or any other person(s) may not reproduce, publish or disclose any of the contents of the Report to others without the express authorization of MIPL. This Report is prepared and issued to the Subscriber without any risk, responsibility or liability on the part of MIPL or its officials.

**FOREVERMARK LIMITED - 529226**










**PAGE NO. : 8**

	<b>Operating Profit</b>	<b>£1,208,718</b>	<b>- 36.1 %</b>	<b>£1,891,550</b>	<b>- 25.3 %</b>	<b>£2,533,353</b>	<b>11.9 %</b>	<b>£2,263,905</b>	<b>165.3 %</b>	<b>£853,366</b>
	Depreciation	£723,743	- 3.7%	£751,265	13.8 %	£660,285	56%	£423,342	11.4 %	£380,184
	Audit Fees	£29,753	-	£29,753	-6%	£31,657	- 8.3%	£34,519	- 25.3 %	£46,207
	Interest Payments	£238,024	89.3 %	£125,707	68.5 %	£74,621	- 30.1 %	£106,813	21.7 %	£87,735
	<b>Pre Tax Profit</b>	<b>£2,442,725</b>	<b>19.8 %</b>	<b>£2,038,828</b>	<b>- 25.7 %</b>	<b>£2,744,403</b>	<b>22.9 %</b>	<b>£2,233,294</b>	<b>182.8 %</b>	<b>£789,612</b>
	Taxation	-£293,811	- 73.2 %	-£169,592	83.9 %	- £1,052,235	- 30.9 %	-£803,699	- 156.8 %	-£312,920
	Profit After Tax	£2,148,914	15%	£1,869,235	10.5 %	£1,692,169	18.4 %	£1,429,595	199.9 %	£476,692
	Dividends Payable	-	-	-	-	-	-	-	-	-
	<b>Retained Profit</b>	<b>£2,148,914</b>	<b>15%</b>	<b>£1,869,235</b>	<b>10.5 %</b>	<b>£1,692,169</b>	<b>18.4 %</b>	<b>£1,429,595</b>	<b>199.9 %</b>	<b>£476,692</b>






**Balance Sheet**

	Date Of Accounts	31/12/16	(%)	31/12/15	(%)	31/12/14	(%)	31/12/13	(%)	31/12/12
	Tangible Assets	£14,125,260	0.7%	£14,033,770	-1.1%	£14,189,342	36.5 %	£10,394,034	15.4 %	£9,009,183
	Intangible Assets	£1,283,100	1.5%	£1,264,505	- 20.5 %	£1,591,166	33.8 %	£1,189,267	-	0
	<b>Total Fixed Assets</b>	<b>£15,408,361</b>	<b>0.7%</b>	<b>£15,298,274</b>	<b>-3.1%</b>	<b>£15,780,508</b>	<b>36.2 %</b>	<b>£11,583,301</b>	<b>28.6 %</b>	<b>£9,009,183</b>
	Stock	0	-	0	-	0	-	0	-	0
	Trade Debtors	0	-	0	-	0	-	0	-	0
	Cash	£1,246,653	96.5 %	£634,484	- 38.1 %	£1,025,100	258.5 %	£285,919	- 38.7 %	£466,164
	Other Debtors	£15,906,724	24.6 %	£12,761,827	132.2 %	£5,495,591	- 38.8 %	£8,986,583	24.8 %	£7,198,924
	Miscellaneous Current	£528,117	- 37.6 %	£846,474	-	0	-	0	- 100%	£81,886

**DISCLAIMER** : This Report is **PRIVATE & CONFIDENTIAL** and it is prepared at the request of and for its use by the Subscriber only. The Subscriber shall use the contents of the Report merely as an aid to its business. Mira Inform Private Limited ("MIPL") has collated information/data in the Report, which have not been verified unless otherwise specifically mentioned in the Report. The Subscriber shall independently verify the accuracy and correctness of the information/data before in any way acting upon the same. MIPL shall not be liable for any harm, injury, loss or damage caused to the Subscriber due to default by the Subscriber's debtors/beneficiaries in fulfilling their obligations of any nature whatsoever. This Report or any of its portion shall not be used as a documentary evidence or otherwise before any investigative agencies or forum of law. This Report is confidential and proprietary to MIPL. The Subscriber and/or any other person(s) may not reproduce, publish or disclose any of the contents of the Report to others without the express authorization of MIPL. This Report is prepared and issued to the Subscriber without any risk, responsibility or liability on the part of MIPL or its officials.

	Assets									
	<b>Total Current Assets</b>	<b>£17,681,494</b>	<b>24.1%</b>	<b>£14,242,785</b>	<b>118.4%</b>	<b>£6,520,690</b>	<b>-29.7%</b>	<b>£9,272,502</b>	<b>19.7%</b>	<b>£7,746,973</b>
	Trade Creditors	£1,814,936	-8.1%	£1,974,859	-32.2%	£2,914,751	-47.2%	£5,520,386	105.3%	£2,688,776
	Bank Loans & Overdrafts	0	-	0	-	0	-	0	-	0
	Other Short Term Finance	£10,820,440	23.6%	£8,753,347	-16.2%	£10,445,466	18.4%	£8,819,852	-8.4%	£9,633,269
	Miscellaneous Current Liabilities	0	-100%	£74,383	-93.5%	£1,140,424	-17.1%	£1,376,189	24.8%	£1,102,533
	<b>Total Current Liabilities</b>	<b>£12,635,376</b>	<b>17%</b>	<b>£10,802,589</b>	<b>-25.5%</b>	<b>£14,500,641</b>	<b>-7.7%</b>	<b>£15,716,426</b>	<b>17.1%</b>	<b>£13,424,577</b>
	Bank Loans & Overdrafts and LTL	£7,253,794	-16.7%	£8,711,693	-	0	-	0	-	0
	Other Long Term Finance	£7,253,794	-16.7%	£8,711,693	-	0	-	0	-	0
	<b>Total Long Term Liabilities</b>	<b>£7,253,794</b>	<b>-16.7%</b>	<b>£8,711,693</b>	<b>-</b>	<b>0</b>	<b>-</b>	<b>0</b>	<b>-</b>	<b>0</b>

**Capital & Reserves**






	Date Of Accounts	31/12/16	(%)	31/12/15	(%)	31/12/14	(%)	31/12/13	(%)	31/12/12
	Called Up Share Capital	£743,826	-	£743,826	-1.3%	£753,750	15.7%	£651,296	11.4%	£584,898
	P & L Account Reserve	£10,618,863	25.4%	£8,469,949	26.6%	£6,688,777	54.9%	£4,317,442	66.5%	£2,593,437
	Revaluation Reserve	-	-	-	-	-	-	-	-	-
	Sundry Reserves	£1,837,995	126.1%	£813,002	127.1%	£358,031	109.8%	£170,640	11.4%	£153,243
	<b>Shareholder Funds</b>	<b>£13,200,684</b>	<b>31.7%</b>	<b>£10,026,778</b>	<b>28.5%</b>	<b>£7,800,558</b>	<b>51.8%</b>	<b>£5,139,377</b>	<b>54.3%</b>	<b>£3,331,579</b>

**Other Financial Items**





**DISCLAIMER** : This Report is **PRIVATE & CONFIDENTIAL** and it is prepared at the request of and for its use by the Subscriber only. The Subscriber shall use the contents of the Report merely as an aid to its business. Mira Inform Private Limited ("MIPL") has collated information/data in the Report, which have not been verified unless otherwise specifically mentioned in the Report. The Subscriber shall independently verify the accuracy and correctness of the information/data before in any way acting upon the same. MIPL shall not be liable for any harm, injury, loss or damage caused to the Subscriber due to default by the Subscriber's debtors/beneficiaries in fulfilling their obligations of any nature whatsoever. This Report or any of its portion shall not be used as a documentary evidence or otherwise before any investigative agencies or forum of law. This Report is confidential and proprietary to MIPL. The Subscriber and/or any other person(s) may not reproduce, publish or disclose any of the contents of the Report to others without the express authorization of MIPL. This Report is prepared and issued to the Subscriber without any risk, responsibility or liability on the part of MIPL or its officials.

**FOREVERMARK LIMITED - 529226**



**PAGE NO. : 10**

	Date Of Accounts	31/12/16	(%)	31/12/15	(%)	31/12/14	(%)	31/12/13	(%)	31/12/12
	<b>Net Worth</b>	<b>£11,917,584</b>	<b>36%</b>	<b>£8,762,273</b>	<b>41.1%</b>	<b>£6,209,392</b>	<b>57.2%</b>	<b>£3,950,111</b>	<b>18.6%</b>	<b>£3,331,579</b>
	<b>Working Capital</b>	<b>£5,046,117</b>	<b>46.7%</b>	<b>£3,440,196</b>	<b>143.1%</b>	<b>-£7,979,950</b>	<b>-23.8%</b>	<b>-£6,443,923</b>	<b>-13.5%</b>	<b>-£5,677,604</b>
	<b>Total Assets</b>	<b>£33,089,854</b>	<b>12%</b>	<b>£29,541,059</b>	<b>32.5%</b>	<b>£22,301,198</b>	<b>6.9%</b>	<b>£20,855,803</b>	<b>24.5%</b>	<b>£16,756,156</b>
	<b>Total Liabilities</b>	<b>£19,889,170</b>	<b>1.9%</b>	<b>£19,514,281</b>	<b>34.6%</b>	<b>£14,500,641</b>	<b>-7.7%</b>	<b>£15,716,426</b>	<b>17.1%</b>	<b>£13,424,577</b>
	<b>Net Assets</b>	<b>£13,200,684</b>	<b>31.7%</b>	<b>£10,026,778</b>	<b>28.5%</b>	<b>£7,800,558</b>	<b>51.8%</b>	<b>£5,139,377</b>	<b>54.3%</b>	<b>£3,331,579</b>

**Cash Flow**

	Date Of Accounts	31/12/16	(%)	31/12/15	(%)	31/12/14	(%)	31/12/13	(%)	31/12/12
	<b>Net Cashflow from Operations</b>	<b>£2,004,612</b>	<b>126.2%</b>	<b>-£7,655,460</b>	<b>-282.5%</b>	<b>£4,193,864</b>	<b>121.2%</b>	<b>£1,895,923</b>	<b>-1.7%</b>	<b>£1,927,824</b>
	<b>Net Cashflow before Financing</b>	<b>£2,293,216</b>	<b>125.6%</b>	<b>-£8,964,594</b>	<b>-999.9%</b>	<b>£694,204</b>	<b>397.7%</b>	<b>-£233,164</b>	<b>-999.9%</b>	<b>£585</b>
	<b>Net Cashflow from Financing</b>	<b>-£1,681,047</b>	<b>-119.6%</b>	<b>£8,587,474</b>	<b>-</b>	<b>-</b>	<b>-</b>	<b>-</b>	<b>-</b>	<b>-</b>
	<b>Increase in Cash</b>	<b>£612,169</b>	<b>262.3%</b>	<b>-£377,120</b>	<b>-154.3%</b>	<b>£694,204</b>	<b>397.7%</b>	<b>-£233,164</b>	<b>-999.9%</b>	<b>£585</b>















**Miscellaneous**

	Date Of Accounts	31/12/16	(%)	31/12/15	(%)	31/12/14	(%)	31/12/13	(%)	31/12/12
	<b>Contingent Liability</b>	<b>NO</b>	<b>-</b>	<b>NO</b>	<b>-</b>	<b>NO</b>	<b>-</b>	<b>NO</b>	<b>-</b>	<b>NO</b>
	<b>Capital Employed</b>	<b>£20,454,478</b>	<b>9.2%</b>	<b>£18,738,471</b>	<b>140.2%</b>	<b>£7,800,558</b>	<b>51.8%</b>	<b>£5,139,377</b>	<b>54.3%</b>	<b>£3,331,579</b>
	<b>Number of Employees</b>	<b>54</b>	<b>-1.8%</b>	<b>55</b>	<b>19.6%</b>	<b>46</b>	<b>9.5%</b>	<b>42</b>	<b>13.5%</b>	<b>37</b>

**DISCLAIMER** : This Report is **PRIVATE & CONFIDENTIAL** and it is prepared at the request of and for its use by the Subscriber only. The Subscriber shall use the contents of the Report merely as an aid to its business. Mira Inform Private Limited ("MIPL") has collated information/data in the Report, which have not been verified unless otherwise specifically mentioned in the Report. The Subscriber shall independently verify the accuracy and correctness of the information/data before in any way acting upon the same. MIPL shall not be liable for any harm, injury, loss or damage caused to the Subscriber due to default by the Subscriber's debtors/beneficiaries in fulfilling their obligations of any nature whatsoever. This Report or any of its portion shall not be used as a documentary evidence or otherwise before any investigative agencies or forum of law. This Report is confidential and proprietary to MIPL. The Subscriber and/or any other person(s) may not reproduce, publish or disclose any of the contents of the Report to others without the express authorization of MIPL. This Report is prepared and issued to the Subscriber without any risk, responsibility or liability on the part of MIPL or its officials.

Accountants	
Auditors	DELOITTE LLP
Auditor Comments	The audit report contains no adverse comments
Bankers	
Bank Branch Code	

**Ratios**

	Date Of Accounts	31/12/16	31/12/15	31/12/14	31/12/13	31/12/12
	Pre-tax profit margin %	3.05	2.31	2.97	2.85	1.16
	Current ratio	1.40	1.32	0.45	0.59	0.58
	Sales/Net Working Capital	15.89	25.63	-11.59	-12.17	-12.01
	Gearing %	55	86.90	0	0	0
	Equity in %	41.50	35.50	37.70	26.10	19.90
	Creditor Days	8.24	8.15	11.46	25.63	14.35
	Debtor Days	-	-	-	-	-
	Liquidity/Acid Test	1.39	1.31	0.44	0.58	0.57
	Return On Capital Employed %	11.94	10.88	35.18	43.45	23.70
	Return On Total Assets Employed %	7.38	6.90	12.30	10.70	4.71
	Current Debt Ratio	0.95	1.07	1.85	3.05	4.02
	Total Debt Ratio	1.50	1.94	1.85	3.05	4.02
	Stock Turnover Ratio %	-	-	-	-	-
	Return on Net Assets Employed %	18.50	20.33	35.18	43.45	23.70

**Report Notes**

There are no notes to display.

**Status History**

No Status History found

**EVENT HISTORY**

Date	Description
------	-------------

**DISCLAIMER** : This Report is **PRIVATE & CONFIDENTIAL** and it is prepared at the request of and for its use by the Subscriber only. The Subscriber shall use the contents of the Report merely as an aid to its business. Mira Inform Private Limited ("MIPL") has collated information/data in the Report, which have not been verified unless otherwise specifically mentioned in the Report. The Subscriber shall independently verify the accuracy and correctness of the information/data before in any way acting upon the same. MIPL shall not be liable for any harm, injury, loss or damage caused to the Subscriber due to default by the Subscriber's debtors/beneficiaries in fulfilling their obligations of any nature whatsoever. This Report or any of its portion shall not be used as a documentary evidence or otherwise before any investigative agencies or forum of law. This Report is confidential and proprietary to MIPL. The Subscriber and/or any other person(s) may not reproduce, publish or disclose any of the contents of the Report to others without the express authorization of MIPL. This Report is prepared and issued to the Subscriber without any risk, responsibility or liability on the part of MIPL or its officials.

19/03/2018	New Board Member Mr A.J. Kirkbride appointed
12/03/2018	New Board Member Mr A.J. Kirkbride appointed
15/02/2018	Confirmation Statement
09/10/2017	New Accounts Filed
09/10/2017	New Accounts Filed
15/03/2017	Change in Reg.Office
15/03/2017	Change of Company Postcode
23/02/2017	Annual Returns
23/08/2016	New Company Secretary ANGLO AMERICAN CORPORATE SECRETARY appointed
09/08/2016	New Company Secretary ANGLO AMERICAN CORPORATE SECRETARY appointed
08/08/2016	New Accounts Filed
08/08/2016	New Accounts Filed
09/04/2016	Annual Returns
04/03/2016	Mr A.W. Hodges has resigned as company secretary
04/09/2015	New Accounts Filed

## **PREVIOUS COMPANY NAMES**

Date	Previous Name
20/03/2008	INTERCEDE 2264 LIMITED

### **Writ Details**

No writs found

## **STATISTICS**

<b>Group</b>	70 companies
<b>Linkages</b>	920 companies
<b>Countries</b>	In 55 countries

## **SUMMARY**

<b>Holding Company</b>	DE BEERS UK LIMITED
<b>Ownership Status</b>	Wholly Owned
<b>Ultimate Holding Company</b>	ANGLO AMERICAN PLC

## **GROUP STRUCTURE**

**DISCLAIMER** : This Report is **PRIVATE & CONFIDENTIAL** and it is prepared at the request of and for its use by the Subscriber only. The Subscriber shall use the contents of the Report merely as an aid to its business. Mira Inform Private Limited ("MIPL") has collated information/data in the Report, which have not been verified unless otherwise specifically mentioned in the Report. The Subscriber shall independently verify the accuracy and correctness of the information/data before in any way acting upon the same. MIPL shall not be liable for any harm, injury, loss or damage caused to the Subscriber due to default by the Subscriber's debtors/beneficiaries in fulfilling their obligations of any nature whatsoever. This Report or any of its portion shall not be used as a documentary evidence or otherwise before any investigative agencies or forum of law. This Report is confidential and proprietary to MIPL. The Subscriber and/or any other person(s) may not reproduce, publish or disclose any of the contents of the Report to others without the express authorization of MIPL. This Report is prepared and issued to the Subscriber without any risk, responsibility or liability on the part of MIPL or its officials.

Company Name	Registered Number	Latest Key Financials	Consol. Accounts	Turnover
ANGLO AMERICAN PLC	03564138	31.12.2017	Y	£19,049,796,748
ANGLO AMERICAN SERVICE...	02295324	31.12.2017	N	£92,297,000
ANGLO AMERICAN FINAN...	02295371	31.12.2017	N	
RHOANGLO TRUSTEES...	00381166	31.12.2017	N	
ANGLO AMERICAN SER...	04464236	31.12.2017	N	
ANGLO FERROUS META...	06595398	31.12.2016	N	
ANGLO AMERICAN NIC...	07484490	31.12.2016	N	
ANGLO AMERICAN REA...	02616080	31.12.2017	N	£30,706
ANGLO AMERICAN (TI...	02827852	31.12.2017	N	
ANGLO BASE METALS...	04697270	31.12.2016	N	
ANGLO COAL OVERSEA...	04701283	31.12.2017	N	
ANMERCOSA SALES LI...	00858740	31.12.2017	N	
FERRO NICKEL MARKE...	04834745	31.12.2016	N	
FIRECREST INVESTME...	02432248	31.12.2017	N	
MALLORD PROPERTIES...	00825131	31.12.2017	N	
NEVILLE STREET LIM...	03062308	31.12.2017	N	
REUNION MINING LIM...	02437321	31.12.2017	N	
REUNION	03179924	31.12.2017	N	

**DISCLAIMER** : This Report is **PRIVATE & CONFIDENTIAL** and it is prepared at the request of and for its use by the Subscriber only. The Subscriber shall use the contents of the Report merely as an aid to its business. Mira Inform Private Limited ("MIPL") has collated information/data in the Report, which have not been verified unless otherwise specifically mentioned in the Report. The Subscriber shall independently verify the accuracy and correctness of the information/data before in any way acting upon the same. MIPL shall not be liable for any harm, injury, loss or damage caused to the Subscriber due to default by the Subscriber's debtors/beneficiaries in fulfilling their obligations of any nature whatsoever. This Report or any of its portion shall not be used as a documentary evidence or otherwise before any investigative agencies or forum of law. This Report is confidential and proprietary to MIPL. The Subscriber and/or any other person(s) may not reproduce, publish or disclose any of the contents of the Report to others without the express authorization of MIPL. This Report is prepared and issued to the Subscriber without any risk, responsibility or liability on the part of MIPL or its officials.

GROUP LIM...				
ANGLO AMERICAN MEDIC...	04212447	31.12.2017	N	
ANGLO UK PENSION TRU...	05844501	31.12.2017	N	
ANGLO AMERICAN CORPO...	09978432	31.12.2017	N	
ANGLO AMERICAN TECHN...	11340954	-	N	
ANGLO AMERICAN TEC...	11352289	-	N	
ANGLO AMERICAN INVES...	02345060	31.12.2017	N	
ANGLO AMERICAN MAR...	00405724	31.12.2017	N	£4,952,770,957
ANGLO AMERICAN FAR...	02909244	31.12.2017	N	
ANGLO AMERICAN REP...	05060871	31.12.2017	N	
ANGLO AMERICAN INT...	05501205	31.12.2017	N	
ANGLO AMERICAN CM...	04615001	31.12.2017	N	
ANGLO AMERICAN GL...	07836355	31.12.2017	N	
ANGLO AMERICAN PN...	09319429	31.12.2017	N	
ANGLO AMERICAN CA...	09675116	31.12.2017	N	
ANGLO AMERICAN CA...	09813906	31.12.2017	N	£12,582,298
ANGLO AMERICAN FE...	06252103	31.12.2017	N	
ANGLO AMERICAN DIA...	08004961	31.12.2017	N	
ANGLO AMERICAN HOL...	03734784	31.12.2017	N	
COROMIN	IE358581	31.12.2016	N	€2,527,597

INSURANCE...				
ANGLO AMERICAN FER...	06549336	31.12.2017	N	
ANGLO AMERICAN INVES...	05819027	31.12.2017	N	
A.R.H. LIMITED	B16080	-	-	
ANGLO AMERICAN LUXEMBOURG	B69788	31.12.2016	N	
ANGLO AMERICAN (LONDON)	05389840	31.12.2017	N	£6,133,856
ANGLO AMERICAN 2005...	05556715	31.12.2017	N	
ANGLO AMERICAN INTERNA...	FC034289	31.12.2017	N	
ANGLO AMERICAN (LOND...	05438013	31.12.2017	N	
ANGLO AMERICAN AUSTRAL...	03140148	31.12.2017	N	
ANGLO AMERICAN PREFCO...	03734783	31.12.2017	N	
ANGLO AMERICAN CAPITAL...	04658814	31.12.2017	N	
ANGLO COAL CMC 1	B90365	31.12.2014	N	
ANGLO COAL HOLDINGS LI...	03390173	31.12.2017	N	
ARH LTD	N/A	-	-	
ANMERCOSA FINANCE LI...	00822249	31.12.2017	N	£12,150,659
DE BEERS CENTENARY AG	N/A	-	-	
RIVERBANK INVESTMENT...	04140577	31.12.2017	N	

☐ DE BEERS INTANGIBL...	03971521	31.12.2017	N	
☐ DE BEERS TRADEMAR...	04140608	31.12.2017	N	
☐ DE BEERS HOLDINGS INVE...	N/A	-	-	
☐ CHARTERHOUSE CAP LIM...	08945804	31.12.2016	N	£2,981,999
☐ DE BEERS PLC	N/A	-	-	
☐ DE BEERS UK LIMITED	02054170	31.12.2016	N	£213,437,840
<b>FOREVERMARK LIMITED</b>	<b>06501918</b>	<b>31.12.2016</b>	<b>N</b>	<b>£80,170,336</b>
☐ GEMFAIR LIMITED	06624056	31.12.2016	N	
☐ LIGHTBOX JEWELRY LTD.	10965865	-	N	
☐ IIDGR HOLDINGS LTD	N/A	-	-	
☐ IIDGR (UK) LIMITED	08597754	31.12.2016	N	£4,475,602
☐ PGI S.A.	CHE101987327	-	-	
☐ RUSTENBURG PLATINUM MI...	N/A	-	-	
☐ ANGLO PLATINUM MARKE...	06726161	31.12.2017	N	£3,258,564,218
☐ ANGLO PLATINUM VEN...	10409558	-	N	
☐ STOCKADE INVESTMENTS LTD	N/A	-	-	

## **OTHER LINKED COMPANIES**

Name	Number	Latest Key Financials	Turnover
KUMBA IRON ORE	2005/015852/06	31.12.2017	€4,736,320,745

**DISCLAIMER** : This Report is **PRIVATE & CONFIDENTIAL** and it is prepared at the request of and for its use by the Subscriber only. The Subscriber shall use the contents of the Report merely as an aid to its business. Mira Inform Private Limited ("MIPL") has collated information/data in the Report, which have not been verified unless otherwise specifically mentioned in the Report. The Subscriber shall independently verify the accuracy and correctness of the information/data before in any way acting upon the same. MIPL shall not be liable for any harm, injury, loss or damage caused to the Subscriber due to default by the Subscriber's debtors/beneficiaries in fulfilling their obligations of any nature whatsoever. This Report or any of its portion shall not be used as a documentary evidence or otherwise before any investigative agencies or forum of law. This Report is confidential and proprietary to MIPL. The Subscriber and/or any other person(s) may not reproduce, publish or disclose any of the contents of the Report to others without the express authorization of MIPL. This Report is prepared and issued to the Subscriber without any risk, responsibility or liability on the part of MIPL or its officials.

ANGLO AMERICAN PLATINUM	1946/022452/06	31.12.2017	€6,706,358,122
CITIES GROUP HOLDINGS LIMITED	09268030	31.12.2016	
TARMAC TRADING LIMITED	00453791	31.12.2016	£2,160,100,000
CRH (UK) LIMITED	01380120	31.12.2016	
CRH PUBLIC LIMITED COMPANY	IE012965	31.12.2017	€25,220,000,000
CRH ROMANIA HOLDINGS UK LIMITED	07444124	31.12.2016	
YALWEN LIMITED	01968370	31.12.2016	
DE BEERS	B78985	31.12.2015	
TARMAC CEMENT AND LIME LIMITED	00066558	31.12.2016	£351,600,000
CRH FRANCE HOLDINGS UK LIMITED	09615537	31.12.2016	
TARMAC AGGREGATES LIMITED	00297905	31.12.2016	£359,300,000
CRH LIMITED	05281253	31.12.2016	
ANGLO AMERICAN NETHERLANDS B.V.	33139747	31.12.2017	
ANGLO AMERICAN NETHERLANDS B.V.	33139747	31.12.2017	
ANGLO AMERICAN INTERNATIONAL B.V.	33241972	31.12.2017	
ANGLO AMERICAN INTERNATIONAL B.V.	33241972	31.12.2017	
ELEMENT SIX ABRASIVES S.A.	B93186	31.12.2016	

**DISCLAIMER** : This Report is **PRIVATE & CONFIDENTIAL** and it is prepared at the request of and for its use by the Subscriber only. The Subscriber shall use the contents of the Report merely as an aid to its business. Mira Inform Private Limited ("MIPL") has collated information/data in the Report, which have not been verified unless otherwise specifically mentioned in the Report. The Subscriber shall independently verify the accuracy and correctness of the information/data before in any way acting upon the same. MIPL shall not be liable for any harm, injury, loss or damage caused to the Subscriber due to default by the Subscriber's debtors/beneficiaries in fulfilling their obligations of any nature whatsoever. This Report or any of its portion shall not be used as a documentary evidence or otherwise before any investigative agencies or forum of law. This Report is confidential and proprietary to MIPL. The Subscriber and/or any other person(s) may not reproduce, publish or disclose any of the contents of the Report to others without the express authorization of MIPL. This Report is prepared and issued to the Subscriber without any risk, responsibility or liability on the part of MIPL or its officials.

ELEMENT SIX ABRASIVES HOLDINGS LIMITED	07359523	31.12.2017	£14,518,002
TARMAC BUILDING PRODUCTS LIMITED	04026569	31.12.2016	£188,400,000

## **PREVIOUS DIRECTOR/COMPANY SECRETARIES**

Name	Current Active Appointments	Previous Appointments	Dissolved Companies
MITRE SECRETARIES LIMITED	159	558	537
MITRE SECRETARIES LIMITED	159	558	537
MITRE DIRECTORS LIMITED	2	72	72
Bruce Alan Cleaver	4	4	1
Bernard Olivier	0	2	0
Francois Louis Michel Delage	2	1	0
Andrew Donovan	0	6	4
Andrew William Hodges	0	1	0
Michael Barrie Page	1	4	4
Richard James Whitby	0	2	0
Dominic Christopher Damien Brand	0	1	0
Total Persons With Significant Control	2	Total Statements	0
Active	2	Active	0
Ceased	0	Ceased	0

### **Active Persons With Significant Control**

Name	De Beers Uk Limited	Kind	Corporate Entity With Significant Control
Address	17 Charterhouse Street, London	Notified On	06/04/2016
Post Code	EC1N 6RA	Legal Form	Limited By Shares
Authority	Companies Act 2006	Place Registered	United Kingdom
Country Registered	United Kingdom	Registration Number	2054170
Nature Of Control	Ownership Of Shares 75 To 100 Percent, Voting Rights 75 To 100 Percent, Right To Appoint And Remove Directors		
Name	Government Of The Republic Of Botswana	Kind	Legal Person With Significant Control

**DISCLAIMER** : This Report is **PRIVATE & CONFIDENTIAL** and it is prepared at the request of and for its use by the Subscriber only. The Subscriber shall use the contents of the Report merely as an aid to its business. Mira Inform Private Limited ("MIPL") has collated information/data in the Report, which have not been verified unless otherwise specifically mentioned in the Report. The Subscriber shall independently verify the accuracy and correctness of the information/data before in any way acting upon the same. MIPL shall not be liable for any harm, injury, loss or damage caused to the Subscriber due to default by the Subscriber's debtors/beneficiaries in fulfilling their obligations of any nature whatsoever. This Report or any of its portion shall not be used as a documentary evidence or otherwise before any investigative agencies or forum of law. This Report is confidential and proprietary to MIPL. The Subscriber and/or any other person(s) may not reproduce, publish or disclose any of the contents of the Report to others without the express authorization of MIPL. This Report is prepared and issued to the Subscriber without any risk, responsibility or liability on the part of MIPL or its officials.

Address	Ministry Of Minerals, Energy And Water Resources Government Enclave, Gaborone	Notified On	06/04/2016
Post Code	-	Legal Form	Government
Nature Of Control	Has significant influence or control	Authority	Botswana

**Ceased Persons With Significant Control**

No Ceased Persons With Significant Control To Display

**Active Statements**

No Active Statements To Display

**Ceased Statements**

No Ceased Statements To Display

**FOREIGN EXCHANGE RATES**

Currency	Unit	Indian Rupees
US Dollar	1	INR 72.57
UK Pound	1	INR 93.74
Euro	1	INR 83.81
GBP	1	INR 94.74

**Note** : Above are approximate rates obtained from sources believed to be correct

**INFORMATION DETAILS**

Analysis Done by :	VIV
Report Prepared by :	SYL

**DISCLAIMER** : This Report is **PRIVATE & CONFIDENTIAL** and it is prepared at the request of and for its use by the Subscriber only. The Subscriber shall use the contents of the Report merely as an aid to its business. Mira Inform Private Limited ("MIPL") has collated information/data in the Report, which have not been verified unless otherwise specifically mentioned in the Report. The Subscriber shall independently verify the accuracy and correctness of the information/data before in any way acting upon the same. MIPL shall not be liable for any harm, injury, loss or damage caused to the Subscriber due to default by the Subscriber's debtors/beneficiaries in fulfilling their obligations of any nature whatsoever. This Report or any of its portion shall not be used as a documentary evidence or otherwise before any investigative agencies or forum of law. This Report is confidential and proprietary to MIPL. The Subscriber and/or any other person(s) may not reproduce, publish or disclose any of the contents of the Report to others without the express authorization of MIPL. This Report is prepared and issued to the Subscriber without any risk, responsibility or liability on the part of MIPL or its officials.

**RATING EXPLANATIONS**

Credit Rating	Explanation	Rating Comments
A++	Minimum Risk	Business dealings permissible with minimum risk of default
A+	Low Risk	Business dealings permissible with low risk of default
A	Acceptable Risk	Business dealings permissible with moderate risk of default
B	Medium Risk	Business dealings permissible on a regular monitoring basis
C	Medium High Risk	Business dealings permissible preferably on secured basis
D	High Risk	Business dealing not recommended or on secured terms only
NB	New Business	No recommendation can be done due to business in infancy stage
NT	No Trace	No recommendation can be done as the business is not traceable

NB is stated where there is insufficient information to facilitate rating. However, it is not to be considered as unfavourable.

This score serves as a reference to assess SC's credit risk and to set the amount of credit to be extended. It is calculated from a composite of weighted scores obtained from each of the major sections of this report. The assessed factors are as follows:

- Financial condition covering various ratios
- Company background and operations size
- Promoters / Management background
- Payment record
- Litigation against the subject
- Industry scenario / competitor analysis
- Supplier / Customer / Banker review (wherever available)