

## MIRA INFORM REPORT

Report No. :	529664
Report Date :	11.09.2018

### IDENTIFICATION DETAILS

Name :	G M MACHINERY LIMITED
Registered Office :	Capital House, 272 Manchester Road, Droylsden Manchester M43 6pw
Country :	United Kingdom
Financials (as on) :	31.12.2016
Date of Incorporation :	07.12.2000
Com. Reg. No.:	04121022
Legal Form :	Private limited with Share Capital
Line of Business :	Wholesale of other Machinery and Equipment
No. of Employees :	6

**RATING & COMMENTS**

(Mira Inform has adopted New Rating mechanism w.e.f. 23<sup>rd</sup> January 2017)

**MIRA's Rating :**

B

Credit Rating	Explanation	Rating Comments
B	Medium Risk	Business dealings permissible on a regular monitoring basis

<b>Status :</b>	Moderate
<b>Payment Behaviour :</b>	Slow but Correct
<b>Litigation :</b>	Clear

**NOTES :**

Any query related to this report can be made on e-mail : [infodept@mirainform.com](mailto:infodept@mirainform.com) while quoting report number, name and date.

**ECGC Country Risk Classification List**

Country Name	Previous Rating (31.12.2017)	Current Rating (01.04.2018)
United Kingdom	A1	A1

Risk Category	ECGC Classification
Insignificant	A1
Low Risk	A2
Moderately Low Risk	B1
Moderate Risk	B2
Moderately High Risk	C1
High Risk	C2
Very High Risk	D

**UNITED KINGDOM - ECONOMIC OVERVIEW**

The UK, a leading trading power and financial center, is the third largest economy in Europe after Germany and France. Agriculture is intensive, highly mechanized, and efficient by European standards, producing about 60% of food needs with less than 2% of the labor force. The UK has large coal, natural gas, and oil resources, but its oil and natural gas reserves are declining; the UK has been a net importer of energy since 2005. Services, particularly banking, insurance, and business services, are key drivers of British GDP growth. Manufacturing, meanwhile, has declined in importance but still accounts for about 10% of economic output.

In 2008, the global financial crisis hit the economy particularly hard, due to the importance of its financial sector. Falling home prices, high consumer debt, and the global economic slowdown compounded the UK's economic problems, pushing the economy into recession in the latter half of 2008 and prompting the then BROWN (Labour) government to implement a number of measures to stimulate the economy and stabilize the financial markets. Facing burgeoning public deficits and debt levels, in 2010 the then CAMERON-led coalition government (between Conservatives and Liberal Democrats) initiated an austerity program, which has continued under the Conservative government. However, the deficit still remains one of the highest in the G7, standing at 3.6% of GDP as of 2017, and the UK has pledged to lower its corporation tax from 20% to 17% by 2020. The UK had a debt burden of 90.4% GDP at the end of 2017.

The UK economy has begun to slow since the referendum vote to leave the EU in June 2016. A sustained depreciation of the British pound has increased consumer and producer prices, weighing on consumer spending without spurring a meaningful increase in exports. The UK has an extensive trade relationship with other EU members through its single market membership, and economic observers have warned the exit will jeopardize its position as the central location for European financial services. Prime Minister MAY is seeking a new "deep and special" trade relationship with the EU following the UK's exit. However, economists doubt that the UK will be able to preserve the benefits of EU membership without the obligations. The UK is expected to officially leave the EU by the end of March 2019.

Source : CIA

## **COMPANY NAME AND ADDRESS**

Company Name: **G M MACHINERY LIMITED**  
Company No: **04121022**  
Registered Address: **CAPITAL HOUSE, 272 MANCHESTER ROAD, DROYLSDEN  
MANCHESTER M43 6PW**

## **COMPANY SUMMARY**

**Registered Address** CAPITAL HOUSE, 272 MANCHESTER  
ROAD, DROYLSDEN  
MANCHESTER  
M43 6PW

**Trading Address** Capital House, 272 Manchester  
Road, Droylsden  
Manchester  
Gt. Manchester  
M43 6PW

**Website Address** <http://www.gmmachinery.com>

**Telephone Number** -

**Fax Number**

**TPS** -

**FPS** Yes

**Incorporation Date** 07/12/2000

**Previous Name**

**Type** Private limited with Share Capital

**FTSE Index** -

**Date of Change** -

**Filing Date of Accounts** 27/09/2017

**Currency** GBP

**Share Capital** £120

**DISCLAIMER** : This Report is **PRIVATE & CONFIDENTIAL** and it is prepared at the request of and for its use by the Subscriber only. The Subscriber shall use the contents of the Report merely as an aid to its business. Mira Inform Private Limited ("MIPL") has collated information/data in the Report, which have not been verified unless otherwise specifically mentioned in the Report. The Subscriber shall independently verify the accuracy and correctness of the information/data before in any way acting upon the same. MIPL shall not be liable for any harm, injury, loss or damage caused to the Subscriber due to default by the Subscriber's debtors/beneficiaries in fulfilling their obligations of any nature whatsoever. This Report or any of its portion shall not be used as a documentary evidence or otherwise before any investigative agencies or forum of law. This Report is confidential and proprietary to MIPL. The Subscriber and/or any other person(s) may not reproduce, publish or disclose any of the contents of the Report to others without the express authorization of MIPL. This Report is prepared and issued to the Subscriber without any risk, responsibility or liability on the part of MIPL or its officials.

SIC07 46690  
Charity Number -  
SIC07 Description WHOLESale OF OTHER MACHINERY AND EQUIPMENT  
Principal Activity

## **ADDITIONAL INFORMATION**

CCJ's 0 (£0)  
No CCJ Information To Display  
Ultimate Holding Company -  
Accountant -  
Mortgages 2  
Trade Debtors -  
Group 0 companies  
Linkages 0 companies  
Countries In 0 countries

## **KEY FINANCIALS**

Year to Date	Turnover	Pre Tax Profit	Shareholder's Funds	Employees
31/12/2016	-	-	£285,629	6
31/12/2015	-	-	£295,479	7
31/12/2014	-	-	£261,392	-

## **MORTGAGE SUMMARY**

Total Mortgage	2
Outstanding	1
Satisfied	1

## **TRADE DEBTORS / BAD DEBT SUMMARY**

Total Number of Documented Trade	1
Total Value of Documented Trade	£346

## COMMENTARY

The latest Balance Sheet indicates a positive net working capital position.
The latest cash balances are considered to be low in terms of the overall outstanding creditor obligations.
There has been a reduction in shareholders funds compared with the previous balance sheet.
This company trades in an industry with a moderate level of corporate failures.

## CCJ

Total Number of Exact CCJs -	0	Total Value of Exact CCJs -	
Total Number of Possible CCJs -	0	Total Value of Possible CCJs -	
Total Number of Satisfied CCJs -	0	Total Value of Satisfied CCJs -	
Total Number of Writs -	-		
Total Current Directors	2	Total Current Secretaries	1
Total Previous Directors / Company Secretaries	3	Total Person's With Significant Control	1

## CURRENT DIRECTORS

<b>Title</b>	Mr	<b>Function</b>	Director
<b>Name</b>	David Francis Taylor	<b>Nationality</b>	British
<b>Date of Birth</b>	07/1957	<b>Present Appointments</b>	4
<b>Latest Address</b>	Capital House, 272 Manchester, Road, Droylsden, Manchester	<b>Appointment Date</b>	07/12/2000
<b>Post Code</b>	M43 6PW		
<b>Other Actions</b>	<a href="#">View Director Report</a>	<a href="#">View Consumer Report</a>	<a href="#">View AML Report</a>
	<a href="#">View Trace Report</a>	<a href="#">View Compliance Report</a>	
<b>Title</b>	Mrs	<b>Function</b>	Director
<b>Name</b>	Nicola Howard	<b>Nationality</b>	British
<b>Date of Birth</b>	07/1982	<b>Present Appointments</b>	1
<b>Latest Address</b>	Capital House, 272 Manchester, Road, Droylsden, Manchester	<b>Appointment Date</b>	07/11/2013
<b>Post Code</b>	M43 6PW		
<b>Other Actions</b>	<a href="#">View Director Report</a>	<a href="#">View Consumer Report</a>	<a href="#">View AML Report</a>
	<a href="#">View Trace Report</a>	<a href="#">View Compliance Report</a>	

**DISCLAIMER** : This Report is **PRIVATE & CONFIDENTIAL** and it is prepared at the request of and for its use by the Subscriber only. The Subscriber shall use the contents of the Report merely as an aid to its business. Mira Inform Private Limited ("MIPL") has collated information/data in the Report, which have not been verified unless otherwise specifically mentioned in the Report. The Subscriber shall independently verify the accuracy and correctness of the information/data before in any way acting upon the same. MIPL shall not be liable for any harm, injury, loss or damage caused to the Subscriber due to default by the Subscriber's debtors/beneficiaries in fulfilling their obligations of any nature whatsoever. This Report or any of its portion shall not be used as a documentary evidence or otherwise before any investigative agencies or forum of law. This Report is confidential and proprietary to MIPL. The Subscriber and/or any other person(s) may not reproduce, publish or disclose any of the contents of the Report to others without the express authorization of MIPL. This Report is prepared and issued to the Subscriber without any risk, responsibility or liability on the part of MIPL or its officials.

## **CURRENT COMPANY SECRETARY**








<b>Title</b>	Ms	<b>Function</b>	Company Secretary
<b>Name</b>	Nicola Howard	<b>Nationality</b>	
<b>Date of Birth</b>	-	<b>Present Appointments</b>	1
<b>Latest Address</b>	Capital House, 272 Manchester, Road, Droylsden, Manchester	<b>Appointment Date</b>	05/05/2015
<b>Post Code</b>	M43 6PW		
<b>Other Actions</b>		<b>View Consumer Report</b>	<b>View Trace Report</b>
	<b>View Compliance Report</b>		

## **TOP SHAREHOLDERS**









Name	Currency	Share Count	Share Type	Nominal Value	% of Total Share Count
DAVID FRANCIS TAYLOR	GBP	95	ORDINARY	1	79.17
NICOLA HOWARD	GBP	10	ORDINARY B	1	8.33
DAVID TAYLOR	GBP	10	ORDINARY A	1	8.33
NICOLA HOWARD	GBP	5	ORDINARY	1	4.17

## **FINANCIALS**













### **Profit & Loss**

	Date Of Accounts	31/12/16	(%)	31/12/15	(%)	31/12/14	(%)	31/12/13	(%)	31/12/12
	Weeks	52	(%)	52	(%)	52	(%)	52	(%)	52
	Currency	GBP	(%)	GBP	(%)	GBP	(%)	GBP	(%)	GBP
	Consolidated A/cs	N	(%)	N	(%)	N	(%)	N	(%)	N
	<b>Turnover</b>	-	-	-	-	-	-	-	-	-
	Export	-	-	-	-	-	-	-	-	-
	Cost of Sales	-	-	-	-	-	-	-	-	-
	Gross Profit	-	-	-	-	-	-	-	-	-
	Wages & Salaries	-	-	-	-	-	-	-	-	-
	Directors Emoluments	-	-	-	-	-	-	-	-	-
	<b>Operating Profit</b>	-	-	-	-	-	-	-	-	-






**DISCLAIMER** : This Report is **PRIVATE & CONFIDENTIAL** and it is prepared at the request of and for its use by the Subscriber only. The Subscriber shall use the contents of the Report merely as an aid to its business. Mira Inform Private Limited ("MIPL") has collated information/data in the Report, which have not been verified unless otherwise specifically mentioned in the Report. The Subscriber shall independently verify the accuracy and correctness of the information/data before in any way acting upon the same. MIPL shall not be liable for any harm, injury, loss or damage caused to the Subscriber due to default by the Subscriber's debtors/beneficiaries in fulfilling their obligations of any nature whatsoever. This Report or any of its portion shall not be used as a documentary evidence or otherwise before any investigative agencies or forum of law. This Report is confidential and proprietary to MIPL. The Subscriber and/or any other person(s) may not reproduce, publish or disclose any of the contents of the Report to others without the express authorization of MIPL. This Report is prepared and issued to the Subscriber without any risk, responsibility or liability on the part of MIPL or its officials.

	Depreciation	£24,500	13.8%	£21,531	-9.2%	£23,711	-10%	£26,353	-5.5%	£27,889
	Audit Fees	-	-	-	-	-	-	-	-	-
	Interest Payments	-	-	-	-	-	-	-	-	-
	<b>Pre Tax Profit</b>	-	-	-	-	-	-	-	-	-
	Taxation	-	-	-	-	-	-	-	-	-
	Profit After Tax	-	-	-	-	-	-	-	-	-
	Dividends Payable	-	-	-	-	-	-	-	-	-
	<b>Retained Profit</b>	-	-	-	-	-	-	-	-	-






**Balance Sheet**

	Date Of Accounts	31/12/16	(%)	31/12/15	(%)	31/12/14	(%)	31/12/13	(%)	31/12/12
	Tangible Assets	£94,478	-3.2%	£97,612	-16.4%	£116,770	-15.1%	£137,471	-14.3%	£160,439
	Intangible Assets	0	-	0	-	0	-	0	-	0
	<b>Total Fixed Assets</b>	<b>£94,478</b>	<b>-3.2%</b>	<b>£97,612</b>	<b>-16.4%</b>	<b>£116,770</b>	<b>-15.1%</b>	<b>£137,471</b>	<b>-14.3%</b>	<b>£160,439</b>
	Stock	£966,428	4.3%	£926,349	40.8%	£657,815	-8.6%	£719,615	9.9%	£654,968
	Trade Debtors	£193,843	310%	£47,282	-15.3%	£55,854	-53%	£118,931	32.9%	£89,470
	Cash	0	-	0	-	0	-	0	-	0
	Other Debtors	£35,460	-11.9%	£40,252	-43.4%	£71,056	-	0	-	0
	Miscellaneous Current Assets	0	-	0	-	0	-	0	-	0
	<b>Total Current Assets</b>	<b>£1,195,731</b>	<b>17.9%</b>	<b>£1,013,883</b>	<b>29.2%</b>	<b>£784,725</b>	<b>-6.4%</b>	<b>£838,546</b>	<b>12.6%</b>	<b>£744,438</b>
	Trade Creditors	£373,666	99%	£187,731	53.1%	£122,598	-76.8%	£529,040	11.9%	£472,727
	Bank Loans & Overdrafts	£194,156	-18.7%	£238,848	2%	£234,182	-	0	-	0
	Other Short Term Finance	0	-	0	-	0	-	0	-	0






**DISCLAIMER** : This Report is **PRIVATE & CONFIDENTIAL** and it is prepared at the request of and for its use by the Subscriber only. The Subscriber shall use the contents of the Report merely as an aid to its business. Mira Inform Private Limited ("MIPL") has collated information/data in the Report, which have not been verified unless otherwise specifically mentioned in the Report. The Subscriber shall independently verify the accuracy and correctness of the information/data before in any way acting upon the same. MIPL shall not be liable for any harm, injury, loss or damage caused to the Subscriber due to default by the Subscriber's debtors/beneficiaries in fulfilling their obligations of any nature whatsoever. This Report or any of its portion shall not be used as a documentary evidence or otherwise before any investigative agencies or forum of law. This Report is confidential and proprietary to MIPL. The Subscriber and/or any other person(s) may not reproduce, publish or disclose any of the contents of the Report to others without the express authorization of MIPL. This Report is prepared and issued to the Subscriber without any risk, responsibility or liability on the part of MIPL or its officials.

	Miscellaneous Current Liabilities	£341,697	-2.4%	£349,951	88.1%	£186,000	-	0	-	0
	<b>Total Current Liabilities</b>	<b>£909,519</b>	<b>17.1%</b>	<b>£776,530</b>	<b>43.1%</b>	<b>£542,780</b>	<b>2.6%</b>	<b>£529,040</b>	<b>11.9%</b>	<b>£472,727</b>
	Bank Loans & Overdrafts and LTL	£289,217	3.9%	£278,334	-16%	£331,505	94.2%	£170,734	8%	£158,100
	Other Long Term Finance	0	-	0	-	0	-	0	-	0
	<b>Total Long Term Liabilities</b>	<b>£95,061</b>	<b>140.7%</b>	<b>£39,486</b>	<b>-59.4%</b>	<b>£97,323</b>	<b>-43%</b>	<b>£170,734</b>	<b>8%</b>	<b>£158,100</b>

**Capital & Reserves**





	Date Of Accounts	31/12/16	(%)	31/12/15	(%)	31/12/14	(%)	31/12/13	(%)	31/12/12
	Called Up Share Capital	£100	-	£100	-	£100	-	£100	999.9%	£1
	P & L Account Reserve	£285,529	-3.3%	£295,379	13%	£261,292	-5.4%	£276,143	0.8%	£274,049
	Revaluation Reserve	-	-	-	-	-	-	-	-	-
	Sundry Reserves	-	-	-	-	-	-	-	-	-
	<b>Shareholder Funds</b>	<b>£285,629</b>	<b>-3.3%</b>	<b>£295,479</b>	<b>13%</b>	<b>£261,392</b>	<b>-5.4%</b>	<b>£276,243</b>	<b>0.8%</b>	<b>£274,050</b>

**Other Financial Items**



	Date Of Accounts	31/12/16	(%)	31/12/15	(%)	31/12/14	(%)	31/12/13	(%)	31/12/12
	<b>Net Worth</b>	<b>£285,629</b>	<b>-3.3%</b>	<b>£295,479</b>	<b>13%</b>	<b>£261,392</b>	<b>-5.4%</b>	<b>£276,243</b>	<b>0.8%</b>	<b>£274,050</b>
	<b>Working Capital</b>	<b>£286,212</b>	<b>20.6%</b>	<b>£237,353</b>	<b>-1.9%</b>	<b>£241,945</b>	<b>-21.8%</b>	<b>£309,506</b>	<b>13.9%</b>	<b>£271,711</b>
	<b>Total Assets</b>	<b>£1,290,209</b>	<b>16.1%</b>	<b>£1,111,495</b>	<b>23.3%</b>	<b>£901,495</b>	<b>-7.6%</b>	<b>£976,017</b>	<b>7.9%</b>	<b>£904,877</b>
	<b>Total Liabilities</b>	<b>£1,004,580</b>	<b>23.1%</b>	<b>£816,016</b>	<b>27.5%</b>	<b>£640,103</b>	<b>-8.5%</b>	<b>£699,774</b>	<b>10.9%</b>	<b>£630,827</b>
	<b>Net Assets</b>	<b>£285,629</b>	<b>-3.3%</b>	<b>£295,479</b>	<b>13%</b>	<b>£261,392</b>	<b>-5.4%</b>	<b>£276,243</b>	<b>0.8%</b>	<b>£274,050</b>

**DISCLAIMER** : This Report is **PRIVATE & CONFIDENTIAL** and it is prepared at the request of and for its use by the Subscriber only. The Subscriber shall use the contents of the Report merely as an aid to its business. Mira Inform Private Limited ("MIPL") has collated information/data in the Report, which have not been verified unless otherwise specifically mentioned in the Report. The Subscriber shall independently verify the accuracy and correctness of the information/data before in any way acting upon the same. MIPL shall not be liable for any harm, injury, loss or damage caused to the Subscriber due to default by the Subscriber's debtors/beneficiaries in fulfilling their obligations of any nature whatsoever. This Report or any of its portion shall not be used as a documentary evidence or otherwise before any investigative agencies or forum of law. This Report is confidential and proprietary to MIPL. The Subscriber and/or any other person(s) may not reproduce, publish or disclose any of the contents of the Report to others without the express authorization of MIPL. This Report is prepared and issued to the Subscriber without any risk, responsibility or liability on the part of MIPL or its officials.













**Cash Flow**

	Date Of Accounts	31/12/16	(%)	31/12/15	(%)	31/12/14	(%)	31/12/13	(%)	31/12/12
	Net Cashflow from Operations	-	-	-	-	-	-	-	-	-
	Net Cashflow before Financing	-	-	-	-	-	-	-	-	-
	Net Cashflow from Financing	-	-	-	-	-	-	-	-	-
	Increase in Cash	-	-	-	-	-	-	-	-	-



**Miscellaneous**

	Date Of Accounts	31/12/16	(%)	31/12/15	(%)	31/12/14	(%)	31/12/13	(%)	31/12/12
	Contingent Liability	NO	-	NO	-	NO	-	NO	-	NO
	Capital Employed	£380,690	13.7%	£334,965	6.6%	£358,715	19.7%	£446,977	3.4%	£432,150
	Number of Employees	6	14.3%	7	-	-	-	-	-	-
	Accountants									
	Auditors									
	Auditor Comments	The company is exempt from audit								
	Bankers	SVENSKA HANDELSBANKEN								
	Bank Branch Code	60-95-34								

**Ratios**

	Date Of Accounts	31/12/16	31/12/15	31/12/14	31/12/13	31/12/12
	Pre-tax profit margin %	-	-	-	-	-
	Current ratio	1.31	1.31	1.45	1.59	1.57
	Sales/Net Working Capital	-	-	-	-	-
	Gearing %	101.30	94.20	126.80	61.80	57.70
	Equity in %	22.10	26.60	29	28.30	30.30
	Creditor Days	-	-	-	-	-
	Debtor Days	-	-	-	-	-
	Liquidity/Acid Test	0.25	0.11	0.23	0.22	0.18
	Return On Capital Employed %	-	-	-	-	-
	Return On Total Assets Employed %	-	-	-	-	-
	Current Debt Ratio	3.18	2.62	2.07	1.91	1.72
	Total Debt Ratio	3.51	2.76	2.44	2.53	2.30

**DISCLAIMER** : This Report is **PRIVATE & CONFIDENTIAL** and it is prepared at the request of and for its use by the Subscriber only. The Subscriber shall use the contents of the Report merely as an aid to its business. Mira Inform Private Limited ("MIPL") has collated information/data in the Report, which have not been verified unless otherwise specifically mentioned in the Report. The Subscriber shall independently verify the accuracy and correctness of the information/data before in any way acting upon the same. MIPL shall not be liable for any harm, injury, loss or damage caused to the Subscriber due to default by the Subscriber's debtors/beneficiaries in fulfilling their obligations of any nature whatsoever. This Report or any of its portion shall not be used as a documentary evidence or otherwise before any investigative agencies or forum of law. This Report is confidential and proprietary to MIPL. The Subscriber and/or any other person(s) may not reproduce, publish or disclose any of the contents of the Report to others without the express authorization of MIPL. This Report is prepared and issued to the Subscriber without any risk, responsibility or liability on the part of MIPL or its officials.

	Stock Turnover Ratio %	-	-	-	-	-
	Return on Net Assets Employed %	-	-	-	-	-

## **EVENT HISTORY VIEW DOCUMENTS**

Date	Description
12/12/2017	Confirmation Statement
09/10/2017	New Accounts Filed
09/10/2017	New Accounts Filed
09/02/2017	Annual Returns
23/09/2016	New Accounts Filed
23/09/2016	New Accounts Filed
13/02/2016	Annual Returns
07/10/2015	New Accounts Filed
07/10/2015	New Accounts Filed
14/05/2015	B.A. Brown has resigned as company secretary
14/05/2015	New Company Secretary Ms N. Howard appointed
25/12/2014	Annual Returns
21/09/2014	New Accounts Filed
11/12/2013	Annual Returns
20/11/2013	New Board Member Mrs N. Howard appointed

## **STATISTICS**

Group	-
Linkages	0 companies
Countries	In 0 countries

## **SUMMARY**

Holding Company	-
Ownership Status	
Ultimate Holding Company	-

### **Group Structure Full**

No Group Structure
--------------------

Group	0 companies
Linkages	0 companies

**DISCLAIMER** : This Report is **PRIVATE & CONFIDENTIAL** and it is prepared at the request of and for its use by the Subscriber only. The Subscriber shall use the contents of the Report merely as an aid to its business. Mira Inform Private Limited ("MIPL") has collated information/data in the Report, which have not been verified unless otherwise specifically mentioned in the Report. The Subscriber shall independently verify the accuracy and correctness of the information/data before in any way acting upon the same. MIPL shall not be liable for any harm, injury, loss or damage caused to the Subscriber due to default by the Subscriber's debtors/beneficiaries in fulfilling their obligations of any nature whatsoever. This Report or any of its portion shall not be used as a documentary evidence or otherwise before any investigative agencies or forum of law. This Report is confidential and proprietary to MIPL. The Subscriber and/or any other person(s) may not reproduce, publish or disclose any of the contents of the Report to others without the express authorization of MIPL. This Report is prepared and issued to the Subscriber without any risk, responsibility or liability on the part of MIPL or its officials.

Countries	In 0 countries
-----------	----------------

## **MORTGAGE DETAILS**

<b>Mortgage Type:</b>	MORTGAGE DEBENTURE
<b>Date Charge Created:</b>	25/01/13
<b>Date Charge Registered:</b>	31/01/13
<b>Date Charge Satisfied:</b>	-
<b>Status:</b>	OUTSTANDING
<b>Person(s) Entitled:</b>	SVENSKA HANDELSBANKEN AB (PUBL)
<b>Amount Secured:</b>	ALL MONIES DUE OR TO BECOME DUE FROM THE COMPANY TO THE CHARGE ON ANY ACCOUNT WHATSOEVER
<b>Details:</b>	FIXED AND FLOATING CHARGE OVER THE UNDERTAKING AND ALL PROPERTY AND ASSETS PRESENT AND FUTURE, INCLUDING GOODWILL, BOOKDEBTS, UNCALLED CAPITAL, BUILDINGS, FIXTURES, FIXED PLANT & MACHINERY
<b>Mortgage Type:</b>	DEBENTURE
<b>Date Charge Created:</b>	24/04/03
<b>Date Charge Registered:</b>	03/05/03
<b>Date Charge Satisfied:</b>	05/02/13
<b>Status:</b>	SATISFIED
<b>Person(s) Entitled:</b>	THE ROYAL BANK OF SCOTLAND PLC
<b>Amount Secured:</b>	
<b>Details:</b>	FIXED AND FLOATING CHARGES OVER THE UNDERTAKING AND ALL PROPERTY AND ASSETS PRESENT AND FUTURE INCLUDING GOODWILL BOOKDEBTS UNCALLED CAPITAL BUILDINGS FIXTURES FIXED PLANT AND MACHINERY

## **CREDITOR DETAILS**

	Total Number	Total Value
Trade Creditors	0	-
No Creditor Data		

## **TRADE DEBTORS / BAD DEBT DETAIL**

	Total Number of Documented Trade	Total Value of Documented Trade	
Trade Debtors	1	£346	
<b>Company Name</b>	<b>Amount</b>	<b>Statement Date</b>	
Mobile Frag Sales Ltd	£346	03/04/2012	

**DISCLAIMER** : This Report is **PRIVATE & CONFIDENTIAL** and it is prepared at the request of and for its use by the Subscriber only. The Subscriber shall use the contents of the Report merely as an aid to its business. Mira Inform Private Limited ("MIPL") has collated information/data in the Report, which have not been verified unless otherwise specifically mentioned in the Report. The Subscriber shall independently verify the accuracy and correctness of the information/data before in any way acting upon the same. MIPL shall not be liable for any harm, injury, loss or damage caused to the Subscriber due to default by the Subscriber's debtors/beneficiaries in fulfilling their obligations of any nature whatsoever. This Report or any of its portion shall not be used as a documentary evidence or otherwise before any investigative agencies or forum of law. This Report is confidential and proprietary to MIPL. The Subscriber and/or any other person(s) may not reproduce, publish or disclose any of the contents of the Report to others without the express authorization of MIPL. This Report is prepared and issued to the Subscriber without any risk, responsibility or liability on the part of MIPL or its officials.

## **PREVIOUS DIRECTOR/COMPANY SECRETARIES**

Name	Current Active Appointments	Previous Appointments	Dissolved Companies
Beverley Anne Brown	0	2	0
William Andrew Joseph Tester	4	4203	11481
Howard Thomas	1	5110	13915
<b>Total Persons With Significant Control</b>	<b>1</b>	<b>Total Statements</b>	<b>0</b>
<b>Active</b>	<b>1</b>	<b>Active</b>	<b>0</b>
<b>Ceased</b>	<b>0</b>	<b>Ceased</b>	<b>0</b>

## **ACTIVE PERSONS WITH SIGNIFICANT CONTROL**

<b>Name</b>	Mr David Francis Taylor	<b>Kind</b>	Individual Person With Significant Control
<b>Address</b>	Capital House, 272 Manchester, Road, Droylsden, Manchester	<b>Country Of Residence</b>	United Kingdom
<b>Post Code</b>	M43 6PW	<b>Nationality</b>	British
<b>Date of Birth</b>	07/1957	<b>Notified On</b>	06/04/2016
<b>Nature Of Control</b>	Ownership of shares - above 75%		

## **CEASED PERSONS WITH SIGNIFICANT CONTROL**

No Ceased Persons With Significant Control To Display

## **ACTIVE STATEMENTS**

No Active Statements To Display

## **CEASED STATEMENTS**

No Ceased Statements To Display

**FOREIGN EXCHANGE RATES**

Currency	Unit	Indian Rupee
US Dollar	1	INR 72.57
UK Pound	1	INR 93.74
Euro	1	INR 83.81
GBP	1	INR 94.33

**Note** : Above are approximate rates obtained from sources believed to be correct

**INFORMATION DETAILS**

Analysis Done by :	DIV
Report Prepared by :	KET

**DISCLAIMER** : This Report is **PRIVATE & CONFIDENTIAL** and it is prepared at the request of and for its use by the Subscriber only. The Subscriber shall use the contents of the Report merely as an aid to its business. Mira Inform Private Limited ("MIPL") has collated information/data in the Report, which have not been verified unless otherwise specifically mentioned in the Report. The Subscriber shall independently verify the accuracy and correctness of the information/data before in any way acting upon the same. MIPL shall not be liable for any harm, injury, loss or damage caused to the Subscriber due to default by the Subscriber's debtors/beneficiaries in fulfilling their obligations of any nature whatsoever. This Report or any of its portion shall not be used as a documentary evidence or otherwise before any investigative agencies or forum of law. This Report is confidential and proprietary to MIPL. The Subscriber and/or any other person(s) may not reproduce, publish or disclose any of the contents of the Report to others without the express authorization of MIPL. This Report is prepared and issued to the Subscriber without any risk, responsibility or liability on the part of MIPL or its officials.

**RATING EXPLANATIONS**

Credit Rating	Explanation	Rating Comments
A++	Minimum Risk	Business dealings permissible with minimum risk of default
A+	Low Risk	Business dealings permissible with low risk of default
A	Acceptable Risk	Business dealings permissible with moderate risk of default
B	Medium Risk	Business dealings permissible on a regular monitoring basis
C	Medium High Risk	Business dealings permissible preferably on secured basis
D	High Risk	Business dealing not recommended or on secured terms only
NB	New Business	No recommendation can be done due to business in infancy stage
NT	No Trace	No recommendation can be done as the business is not traceable

NB is stated where there is insufficient information to facilitate rating. However, it is not to be considered as unfavourable.

This score serves as a reference to assess SC's credit risk and to set the amount of credit to be extended. It is calculated from a composite of weighted scores obtained from each of the major sections of this report. The assessed factors are as follows:

- Financial condition covering various ratios
- Company background and operations size
- Promoters / Management background
- Payment record
- Litigation against the subject
- Industry scenario / competitor analysis
- Supplier / Customer / Banker review (wherever available)

**DISCLAIMER** : This Report is **PRIVATE & CONFIDENTIAL** and it is prepared at the request of and for its use by the Subscriber only. The Subscriber shall use the contents of the Report merely as an aid to its business. Mira Inform Private Limited ("MIPL") has collated information/data in the Report, which have not been verified unless otherwise specifically mentioned in the Report. The Subscriber shall independently verify the accuracy and correctness of the information/data before in any way acting upon the same. MIPL shall not be liable for any harm, injury, loss or damage caused to the Subscriber due to default by the Subscriber's debtors/beneficiaries in fulfilling their obligations of any nature whatsoever. This Report or any of its portion shall not be used as a documentary evidence or otherwise before any investigative agencies or forum of law. This Report is confidential and proprietary to MIPL. The Subscriber and/or any other person(s) may not reproduce, publish or disclose any of the contents of the Report to others without the express authorization of MIPL. This Report is prepared and issued to the Subscriber without any risk, responsibility or liability on the part of MIPL or its officials.