

MIRA INFORM REPORT

Report No. :	529546
Report Date :	11.09.2018

IDENTIFICATION DETAILS

Name :	JOHN LILLEY & GILLIE LIMITED
Formerly Known As :	JLG MARINE LIMITED
Registered Office :	Unit 8 Neptune Court Orion Business Park North Shields Ne29 7uw
Country :	United Kingdom
Financials (as on) :	31.12.2017
Date of Incorporation :	25.11.2016
Com. Reg. No.:	10497284
Legal Form :	Private limited with Share Capital
Line of Business :	Manufacture of Other Special-Purpose Machinery N.E.C
No. of Employees :	32

RATING & COMMENTS

(Mira Inform has adopted New Rating mechanism w.e.f. 23rd January 2017)

MIRA's Rating :	A
------------------------	---

Credit Rating	Explanation	Rating Comments
A	Acceptable Risk	Business dealings permissible with moderate risk of default

Status :	Satisfactory
Payment Behaviour :	No Complaints
Litigation :	Clear

NOTES :

Any query related to this report can be made on e-mail : infodept@mirainform.com while quoting report number, name and date.

DISCLAIMER : This Report is **PRIVATE & CONFIDENTIAL** and it is prepared at the request of and for its use by the Subscriber only. The Subscriber shall use the contents of the Report merely as an aid to its business. Mira Inform Private Limited ("MIPL") has collated information/data in the Report, which have not been verified unless otherwise specifically mentioned in the Report. The Subscriber shall independently verify the accuracy and correctness of the information/data before in any way acting upon the same. MIPL shall not be liable for any harm, injury, loss or damage caused to the Subscriber due to default by the Subscriber's debtors/beneficiaries in fulfilling their obligations of any nature whatsoever. This Report or any of its portion shall not be used as a documentary evidence or otherwise before any investigative agencies or forum of law. This Report is confidential and proprietary to MIPL. The Subscriber and/or any other person(s) may not reproduce, publish or disclose any of the contents of the Report to others without the express authorization of MIPL. This Report is prepared and issued to the Subscriber without any risk, responsibility or liability on the part of MIPL or its officials.

ECGC Country Risk Classification List

Country Name	Previous Rating (31.12.2017)	Current Rating (01.04.2018)
United Kingdom	A1	A1

Risk Category	ECGC Classification
Insignificant	A1
Low Risk	A2
Moderately Low Risk	B1
Moderate Risk	B2
Moderately High Risk	C1
High Risk	C2
Very High Risk	D

DISCLAIMER : This Report is **PRIVATE & CONFIDENTIAL** and it is prepared at the request of and for its use by the Subscriber only. The Subscriber shall use the contents of the Report merely as an aid to its business. Mira Inform Private Limited ("MIPL") has collated information/data in the Report, which have not been verified unless otherwise specifically mentioned in the Report. The Subscriber shall independently verify the accuracy and correctness of the information/data before in any way acting upon the same. MIPL shall not be liable for any harm, injury, loss or damage caused to the Subscriber due to default by the Subscriber's debtors/beneficiaries in fulfilling their obligations of any nature whatsoever. This Report or any of its portion shall not be used as a documentary evidence or otherwise before any investigative agencies or forum of law. This Report is confidential and proprietary to MIPL. The Subscriber and/or any other person(s) may not reproduce, publish or disclose any of the contents of the Report to others without the express authorization of MIPL. This Report is prepared and issued to the Subscriber without any risk, responsibility or liability on the part of MIPL or its officials.

UNITED KINGDOM - ECONOMIC OVERVIEW

The UK, a leading trading power and financial center, is the third largest economy in Europe after Germany and France. Agriculture is intensive, highly mechanized, and efficient by European standards, producing about 60% of food needs with less than 2% of the labor force. The UK has large coal, natural gas, and oil resources, but its oil and natural gas reserves are declining; the UK has been a net importer of energy since 2005. Services, particularly banking, insurance, and business services, are key drivers of British GDP growth. Manufacturing, meanwhile, has declined in importance but still accounts for about 10% of economic output.

In 2008, the global financial crisis hit the economy particularly hard, due to the importance of its financial sector. Falling home prices, high consumer debt, and the global economic slowdown compounded the UK's economic problems, pushing the economy into recession in the latter half of 2008 and prompting the then BROWN (Labour) government to implement a number of measures to stimulate the economy and stabilize the financial markets. Facing burgeoning public deficits and debt levels, in 2010 the then CAMERON-led coalition government (between Conservatives and Liberal Democrats) initiated an austerity program, which has continued under the Conservative government. However, the deficit still remains one of the highest in the G7, standing at 3.6% of GDP as of 2017, and the UK has pledged to lower its corporation tax from 20% to 17% by 2020. The UK had a debt burden of 90.4% GDP at the end of 2017.

The UK economy has begun to slow since the referendum vote to leave the EU in June 2016. A sustained depreciation of the British pound has increased consumer and producer prices, weighing on consumer spending without spurring a meaningful increase in exports. The UK has an extensive trade relationship with other EU members through its single market membership, and economic observers have warned the exit will jeopardize its position as the central location for European financial services. Prime Minister MAY is seeking a new "deep and special" trade relationship with the EU following the UK's exit. However, economists doubt that the UK will be able to preserve the benefits of EU membership without the obligations. The UK is expected to officially leave the EU by the end of March 2019.

Source : CIA

COMPANY NAME AND ADDRESS

Company Name: **JOHN LILLEY & GILLIE LIMITED**
Company No: **10497284**
Registered Address: **UNIT 8 NEPTUNE COURT ORION BUSINESS PARK NORTH
SHIELDS NE29 7UW**

COMPANY SUMMARY

Registered Address UNIT 8 NEPTUNE COURT
ORION BUSINESS PARK
NORTH SHIELDS
NE29 7UW

Trading Address 8 Neptune Court
Orion Business Park
North Shields
Tyne and Wear
NE29 7UW

Website Address -

Telephone Number -

Fax Number

TPS -

FPS Yes

Incorporation Date 25/11/2016

Previous Name JLG MARINE LIMITED

Type Private limited with Share Capital

FTSE Index -

Date of Change 19/01/2017

Filing Date of Accounts 09/07/2018

Currency

Share Capital -

DISCLAIMER : This Report is **PRIVATE & CONFIDENTIAL** and it is prepared at the request of and for its use by the Subscriber only. The Subscriber shall use the contents of the Report merely as an aid to its business. Mira Inform Private Limited ("MIPL") has collated information/data in the Report, which have not been verified unless otherwise specifically mentioned in the Report. The Subscriber shall independently verify the accuracy and correctness of the information/data before in any way acting upon the same. MIPL shall not be liable for any harm, injury, loss or damage caused to the Subscriber due to default by the Subscriber's debtors/beneficiaries in fulfilling their obligations of any nature whatsoever. This Report or any of its portion shall not be used as a documentary evidence or otherwise before any investigative agencies or forum of law. This Report is confidential and proprietary to MIPL. The Subscriber and/or any other person(s) may not reproduce, publish or disclose any of the contents of the Report to others without the express authorization of MIPL. This Report is prepared and issued to the Subscriber without any risk, responsibility or liability on the part of MIPL or its officials.

SIC07 28990
Charity Number -
SIC07 Description MANUFACTURE OF OTHER SPECIAL-PURPOSE MACHINERY N.E.C.
Principal Activity

ADDITIONAL INFORMATION

CCJ's 0 (£0)
No CCJ Information To Display
Ultimate Holding Company -
Accountant BLU SKY CHARTERED ACCOUNTANTS
Mortgages 0
Group 0 companies
Linkages 0 companies
Countries In 0 countries

KEY FINANCIALS

Year to Date	Turnover	Pre Tax Profit	Shareholder's Funds	Employees
31/12/2017	-	-	£1,329,380	32
-	-	-	-	-
-	-	-	-	-

MORTGAGE SUMMARY

Total Mortgage	0
Outstanding	0
Satisfied	0

TRADE DEBTORS / BAD DEBT SUMMARY

Total Number of Documented Trade	0
Total Value of Documented Trade	£0

COMMENTARY

The latest Balance Sheet indicates a very positive net working capital position.
The latest cash balances represent a positive level in terms of the overall outstanding creditor obligations.
This company trades in an industry with a moderate level of corporate failures.

CCJ

Total Number of Exact CCJs -	0	Total Value of Exact CCJs -	
Total Number of Possible CCJs -	0	Total Value of Possible CCJs -	
Total Number of Satisfied CCJs -	0	Total Value of Satisfied CCJs -	
Total Number of Writs -	-		
Total Current Directors	2	Total Current Secretaries	0
Total Previous Directors / Company Secretaries	0	Total Person's With Significant Control	1

CURRENT DIRECTORS

Title	Dr	Function	Director
Name	Philipp Alexander Murmann	Nationality	German
Date of Birth	05/1964	Present Appointments	1
Latest Address	Unit 8 Neptune Court, Orion Business Park, North Shields	Appointment Date	25/11/2016
Post Code	NE29 7UW		
Other Actions	View Director Report	View Consumer Report	View AML Report
	View Trace Report	View Compliance Report	
Title	Mr	Function	Director
Name	Glenn Heathcote	Nationality	British
Date of Birth	04/1957	Present Appointments	1
Latest Address	Unit 8 Neptune Court, Orion Business Park, North Shields	Appointment Date	05/01/2017
Post Code	NE29 7UW		
Other Actions	View Director Report	View Consumer Report	View AML Report
	View Trace Report	View Compliance Report	




DISCLAIMER : This Report is **PRIVATE & CONFIDENTIAL** and it is prepared at the request of and for its use by the Subscriber only. The Subscriber shall use the contents of the Report merely as an aid to its business. Mira Inform Private Limited ("MIPL") has collated information/data in the Report, which have not been verified unless otherwise specifically mentioned in the Report. The Subscriber shall independently verify the accuracy and correctness of the information/data before in any way acting upon the same. MIPL shall not be liable for any harm, injury, loss or damage caused to the Subscriber due to default by the Subscriber's debtors/beneficiaries in fulfilling their obligations of any nature whatsoever. This Report or any of its portion shall not be used as a documentary evidence or otherwise before any investigative agencies or forum of law. This Report is confidential and proprietary to MIPL. The Subscriber and/or any other person(s) may not reproduce, publish or disclose any of the contents of the Report to others without the express authorization of MIPL. This Report is prepared and issued to the Subscriber without any risk, responsibility or liability on the part of MIPL or its officials.

TOP SHAREHOLDERS






No shareholders to display

FINACILES













Profit & Loss

	Date Of Accounts	31/12/17	(%)	-	(%)	-	(%)	-	(%)	-
	Weeks	57	(%)	-	(%)	-	(%)	-	(%)	-
	Currency	GBP	(%)	-	(%)	-	(%)	-	(%)	-
	Consolidated A/cs	N	(%)	-	(%)	-	(%)	-	(%)	-
	Turnover	-	-	-	-	-	-	-	-	-
	Export	-	-	-	-	-	-	-	-	-
	Cost of Sales	-	-	-	-	-	-	-	-	-
	Gross Profit	-	-	-	-	-	-	-	-	-
	Wages & Salaries	-	-	-	-	-	-	-	-	-
	Directors Emoluments	-	-	-	-	-	-	-	-	-
	Operating Profit	-	-	-	-	-	-	-	-	-
	Depreciation	£37,291	-	-	-	-	-	-	-	-
	Audit Fees	-	-	-	-	-	-	-	-	-
	Interest Payments	-	-	-	-	-	-	-	-	-
	Pre Tax Profit	-	-	-	-	-	-	-	-	-
	Taxation	-	-	-	-	-	-	-	-	-
	Profit After Tax	-	-	-	-	-	-	-	-	-
	Dividends Payable	-	-	-	-	-	-	-	-	-
	Retained Profit	-	-	-	-	-	-	-	-	-






Balance Sheet

	Date Of Accounts	31/12/17	(%)	-	(%)	-	(%)	-	(%)	-
	Tangible Assets	£41,046	-	-	-	-	-	-	-	-
	Intangible Assets	£199,800	-	-	-	-	-	-	-	-
	Total Fixed Assets	£240,846	-	-	-	-	-	-	-	-
	Stock	£942,703	-	-	-	-	-	-	-	-
	Trade Debtors	£353,141	-	-	-	-	-	-	-	-






DISCLAIMER : This Report is **PRIVATE & CONFIDENTIAL** and it is prepared at the request of and for its use by the Subscriber only. The Subscriber shall use the contents of the Report merely as an aid to its business. Mira Inform Private Limited ("MIPL") has collated information/data in the Report, which have not been verified unless otherwise specifically mentioned in the Report. The Subscriber shall independently verify the accuracy and correctness of the information/data before in any way acting upon the same. MIPL shall not be liable for any harm, injury, loss or damage caused to the Subscriber due to default by the Subscriber's debtors/beneficiaries in fulfilling their obligations of any nature whatsoever. This Report or any of its portion shall not be used as a documentary evidence or otherwise before any investigative agencies or forum of law. This Report is confidential and proprietary to MIPL. The Subscriber and/or any other person(s) may not reproduce, publish or disclose any of the contents of the Report to others without the express authorization of MIPL. This Report is prepared and issued to the Subscriber without any risk, responsibility or liability on the part of MIPL or its officials.

	Cash	£422,719	-	-	-	-	-	-	-	-
	Other Debtors	£47,627	-	-	-	-	-	-	-	-
	Miscellaneous Current Assets	0	-	-	-	-	-	-	-	-
	Total Current Assets	£1,766,190	-	-	-	-	-	-	-	-
	Trade Creditors	£186,418	-	-	-	-	-	-	-	-
	Bank Loans & Overdrafts	0	-	-	-	-	-	-	-	-
	Other Short Term Finance	£192,117	-	-	-	-	-	-	-	-
	Miscellaneous Current Liabilities	£299,121	-	-	-	-	-	-	-	-
	Total Current Liabilities	£677,656	-	-	-	-	-	-	-	-
	Bank Loans & Overdrafts and LTL	0	-	-	-	-	-	-	-	-
	Other Long Term Finance	0	-	-	-	-	-	-	-	-
	Total Long Term Liabilities	0	-	-	-	-	-	-	-	-





Capital & Reserves

	Date Of Accounts	31/12/17	(%)	-	(%)	-	(%)	-	(%)	-
	Called Up Share Capital	£1	-	-	-	-	-	-	-	-
	P & L Account Reserve	£232,961	-	-	-	-	-	-	-	-
	Revaluation Reserve	-	-	-	-	-	-	-	-	-
	Sundry Reserves	£1,096,418	-	-	-	-	-	-	-	-
	Shareholder Funds	£1,329,380	-	-	-	-	-	-	-	-

Other Financial Items



	Date Of Accounts	31/12/17	(%)	-	(%)	-	(%)	-	(%)	-
	Net Worth	£1,129,580	-	-	-	-	-	-	-	-
	Working Capital	£1,088,534	-	-	-	-	-	-	-	-
	Total Assets	£2,007,036	-	-	-	-	-	-	-	-
	Total Liabilities	£677,656	-	-	-	-	-	-	-	-
	Net Assets	£1,329,380	-	-	-	-	-	-	-	-

Cash Flow














	Date Of Accounts	31/12/17	(%)	-	(%)	-	(%)	-	(%)	-
	Net Cashflow from Operations	-	-	-	-	-	-	-	-	-
	Net Cashflow before Financing	-	-	-	-	-	-	-	-	-
	Net Cashflow from Financing	-	-	-	-	-	-	-	-	-
	Increase in Cash	-	-	-	-	-	-	-	-	-

DISCLAIMER : This Report is **PRIVATE & CONFIDENTIAL** and it is prepared at the request of and for its use by the Subscriber only. The Subscriber shall use the contents of the Report merely as an aid to its business. Mira Inform Private Limited ("MIPL") has collated information/data in the Report, which have not been verified unless otherwise specifically mentioned in the Report. The Subscriber shall independently verify the accuracy and correctness of the information/data before in any way acting upon the same. MIPL shall not be liable for any harm, injury, loss or damage caused to the Subscriber due to default by the Subscriber's debtors/beneficiaries in fulfilling their obligations of any nature whatsoever. This Report or any of its portion shall not be used as a documentary evidence or otherwise before any investigative agencies or forum of law. This Report is confidential and proprietary to MIPL. The Subscriber and/or any other person(s) may not reproduce, publish or disclose any of the contents of the Report to others without the express authorization of MIPL. This Report is prepared and issued to the Subscriber without any risk, responsibility or liability on the part of MIPL or its officials.

Miscellaneous

	Date Of Accounts	31/12/17	(%)	-	(%)	-	(%)	-	(%)	-
	Contingent Liability	NO	-	-	-	-	-	-	-	-
	Capital Employed	£1,329,380	-	-	-	-	-	-	-	-
	Number of Employees	32	-	-	-	-	-	-	-	-
	Accountants	BLU SKY CHARTERED ACCOUNTANTS								
	Auditors									
	Auditor Comments	The company is exempt from audit								
	Bankers									
	Bank Branch Code									

Ratios

	Date Of Accounts	31/12/17	-	-	-	-
	Pre-tax profit margin %	-	-	-	-	-
	Current ratio	2.61	-	-	-	-
	Sales/Net Working Capital	-	-	-	-	-
	Gearing %	0	-	-	-	-
	Equity in %	73.60	-	-	-	-
	Creditor Days	-	-	-	-	-
	Debtor Days	-	-	-	-	-
	Liquidity/Acid Test	1.21	-	-	-	-
	Return On Capital Employed %	-	-	-	-	-
	Return On Total Assets Employed %	-	-	-	-	-
	Current Debt Ratio	0.50	-	-	-	-
	Total Debt Ratio	0.50	-	-	-	-
	Stock Turnover Ratio %	-	-	-	-	-
	Return on Net Assets Employed %	-	-	-	-	-

EVENT HISTORY VIEW DOCUMENTS

Date	Description
11/07/2018	New Accounts Filed
29/11/2017	Confirmation Statement
06/02/2017	Change in Reg.Office
06/02/2017	Change of Company Postcode
23/01/2017	Change of Name
18/01/2017	New Board Member Mr G. Heathcote appointed

DISCLAIMER : This Report is **PRIVATE & CONFIDENTIAL** and it is prepared at the request of and for its use by the Subscriber only. The Subscriber shall use the contents of the Report merely as an aid to its business. Mira Inform Private Limited ("MIPL") has collated information/data in the Report, which have not been verified unless otherwise specifically mentioned in the Report. The Subscriber shall independently verify the accuracy and correctness of the information/data before in any way acting upon the same. MIPL shall not be liable for any harm, injury, loss or damage caused to the Subscriber due to default by the Subscriber's debtors/beneficiaries in fulfilling their obligations of any nature whatsoever. This Report or any of its portion shall not be used as a documentary evidence or otherwise before any investigative agencies or forum of law. This Report is confidential and proprietary to MIPL. The Subscriber and/or any other person(s) may not reproduce, publish or disclose any of the contents of the Report to others without the express authorization of MIPL. This Report is prepared and issued to the Subscriber without any risk, responsibility or liability on the part of MIPL or its officials.

29/11/2016	New Board Member Dr P.A. Murmann appointed
------------	--

PREVIOUS COMPANY NAMES

Date	Previous Name
19/01/2017	JLG MARINE LIMITED

STATISTICS

Group	-
Linkages	0 companies
Countries	In 0 countries

SUMMARY

Holding Company	-
Ownership Status	
Ultimate Holding Company	-

GROUP STRUCTURE FULL

No Group Structure

Group	0 companies
Linkages	0 companies
Countries	In 0 countries

PREVIOUS DIRECTOR/COMPANY SECRETARIES

No Previous Director Details			
Total Persons With Significant Control	1	Total Statements	0
Active	1	Active	0
Ceased	0	Ceased	0

ACTIVE PERSONS WITH SIGNIFICANT CONTROL

Name	Zollner Holding Gmbh	Kind	Corporate Entity With Significant Control
Address	Radewisch 40 24145 Kiel, Kiel, Germany	Notified On	25/11/2016
Post Code	-	Legal Form	German Private Limited Company
Authority	German Civil Code And Law	Place Registered	Germant
Country Registered	Germany	Registration Number	Hrb 260 Ki
Nature Of Control	Ownership Of Shares 75 To 100 Percent,Voting Rights 75 To 100 Percent,Right To Appoint And Remove Directors		

CEASED PERSONS WITH SIGNIFICANT CONTROL

No Ceased Persons With Significant Control To Display

ACTIVE STATEMENTS

No Active Statements To Display

CEASED STATEMENTS

No Ceased Statements To Display

FOREIGN EXCHANGE RATES

Currency	Unit	Indian Rupee
US Dollar	1	INR 72.57
UK Pound	1	INR 93.74
Euro	1	INR 83.81
GBP	1	INR 94.66

Note : Above are approximate rates obtained from sources believed to be correct

INFORMATION DETAILS

Analysis Done by :	NIS
Report Prepared by :	KET

DISCLAIMER : This Report is **PRIVATE & CONFIDENTIAL** and it is prepared at the request of and for its use by the Subscriber only. The Subscriber shall use the contents of the Report merely as an aid to its business. Mira Inform Private Limited ("MIPL") has collated information/data in the Report, which have not been verified unless otherwise specifically mentioned in the Report. The Subscriber shall independently verify the accuracy and correctness of the information/data before in any way acting upon the same. MIPL shall not be liable for any harm, injury, loss or damage caused to the Subscriber due to default by the Subscriber's debtors/beneficiaries in fulfilling their obligations of any nature whatsoever. This Report or any of its portion shall not be used as a documentary evidence or otherwise before any investigative agencies or forum of law. This Report is confidential and proprietary to MIPL. The Subscriber and/or any other person(s) may not reproduce, publish or disclose any of the contents of the Report to others without the express authorization of MIPL. This Report is prepared and issued to the Subscriber without any risk, responsibility or liability on the part of MIPL or its officials.

RATING EXPLANATIONS

Credit Rating	Explanation	Rating Comments
A++	Minimum Risk	Business dealings permissible with minimum risk of default
A+	Low Risk	Business dealings permissible with low risk of default
A	Acceptable Risk	Business dealings permissible with moderate risk of default
B	Medium Risk	Business dealings permissible on a regular monitoring basis
C	Medium High Risk	Business dealings permissible preferably on secured basis
D	High Risk	Business dealing not recommended or on secured terms only
NB	New Business	No recommendation can be done due to business in infancy stage
NT	No Trace	No recommendation can be done as the business is not traceable

NB is stated where there is insufficient information to facilitate rating. However, it is not to be considered as unfavourable.

This score serves as a reference to assess SC's credit risk and to set the amount of credit to be extended. It is calculated from a composite of weighted scores obtained from each of the major sections of this report. The assessed factors are as follows:

- Financial condition covering various ratios
- Company background and operations size
- Promoters / Management background
- Payment record
- Litigation against the subject
- Industry scenario / competitor analysis
- Supplier / Customer / Banker review (wherever available)