

MIRA INFORM REPORT

Report No. :	528804
Report Date :	11.09.2018

IDENTIFICATION DETAILS

Name :	ORTIN LABORATORIES LIMITED
Registered Office :	D. No. 3-4-512/35 (43/4RT), Opposite Barkatpura Park, Barkatpura, Hyderabad-500027, Telangana
Tel. No.:	91-40-27567266
Country :	India
Financials (as on) :	31.03.2018
Date of Incorporation :	27.10.1986
CIN No.: [Company Identification No.]	L24110TG1986PLC006885
Capital Investment / Paid-up Capital :	INR 169.404 Million
PAN No.: [Permanent Account No.]	AAACO2401L
GSTN : [Goods & Service Tax Registration No.]	36AAACO2401L1ZP
Legal Form :	A Public Limited Liability Company. The Company's Shares are Listed on the Stock Exchanges
Line of Business :	The Company is engaged in the business of Manufacturing and Trading of Pharmaceuticals, Drugs and Intermediates. [Registered Activity]
No. of Employees :	Information denied by the management

RATING & COMMENTS

(Mira Inform has adopted New Rating mechanism w.e.f. 23rd January 2017)

MIRA's Rating :

B

Credit Rating	Explanation	Rating Comments
---------------	-------------	-----------------

DISCLAIMER : This Report is **PRIVATE & CONFIDENTIAL** and it is prepared at the request of and for its use by the Subscriber only. The Subscriber shall use the contents of the Report merely as an aid to its business. Mira Inform Private Limited ("MIPL") has collated information/data in the Report, which have not been verified unless otherwise specifically mentioned in the Report. The Subscriber shall independently verify the accuracy and correctness of the information/data before in any way acting upon the same. MIPL shall not be liable for any harm, injury, loss or damage caused to the Subscriber due to default by the Subscriber's debtors/beneficiaries in fulfilling their obligations of any nature whatsoever. This Report or any of its portion shall not be used as a documentary evidence or otherwise before any investigative agencies or forum of law. This Report is confidential and proprietary to MIPL. The Subscriber and/or any other person(s) may not reproduce, publish or disclose any of the contents of the Report to others without the express authorization of MIPL. This Report is prepared and issued to the Subscriber without any risk, responsibility or liability on the part of MIPL or its officials.

B	Medium Risk	Business dealings permissible on a regular monitoring basis
---	-------------	---

Maximum Credit Limit :	USD 687900
Status :	Moderate
Payment Behaviour :	Slow but correct
Litigation :	Clear
Comments :	<p>Subject was incorporated in the year 1986. The company is engaged in the business of Manufacturing and trading of Pharmaceuticals, Drugs and Intermediates.</p> <p>For the financial year 2018, the company has witnessed a 24.63% growth in its revenue as compared to the previous year but has reported a low profit margin.</p> <p>The moderate risk profile of the company is marked by low reserve base as compared to its capital along with comfortable debt balance sheet profile and low share price.</p> <p>As per the quarterly financials of June 2018, the company achieved revenue of INR 332.644 Million along with a profit of INR 7.298 Million.</p> <p>Payment seems to be slow but correct.</p> <p>In view of aforesaid, the company can be considered for business dealings with some caution.</p>

NOTES :

Any query related to this report can be made on e-mail : infodept@mirainform.com while quoting report number, name and date.

ECGC Country Risk Classification List

Country Name	Previous Rating (31.12.2017)	Current Rating (01.04.2018)
India	A1	A1

Risk Category	ECGC Classification
Insignificant	A1
Low Risk	A2
Moderately Low Risk	B1
Moderate Risk	B2
Moderately High Risk	C1

DISCLAIMER : This Report is **PRIVATE & CONFIDENTIAL** and it is prepared at the request of and for its use by the Subscriber only. The Subscriber shall use the contents of the Report merely as an aid to its business. Mira Inform Private Limited ("MIPL") has collated information/data in the Report, which have not been verified unless otherwise specifically mentioned in the Report. The Subscriber shall independently verify the accuracy and correctness of the information/data before in any way acting upon the same. MIPL shall not be liable for any harm, injury, loss or damage caused to the Subscriber due to default by the Subscriber's debtors/beneficiaries in fulfilling their obligations of any nature whatsoever. This Report or any of its portion shall not be used as a documentary evidence or otherwise before any investigative agencies or forum of law. This Report is confidential and proprietary to MIPL. The Subscriber and/or any other person(s) may not reproduce, publish or disclose any of the contents of the Report to others without the express authorization of MIPL. This Report is prepared and issued to the Subscriber without any risk, responsibility or liability on the part of MIPL or its officials.

High Risk	C2
Very High Risk	D

EXTERNAL AGENCY RATING

NOT AVAILABLE

RBI DEFAULTERS' LIST STATUS

Subject's name is not enlisted as a defaulter in the publicly available RBI Defaulters' list.

EPF (Employee Provident Fund) DEFAULTERS' LIST STATUS

Subject's name is not enlisted as a defaulter in the publicly available EPF (Employee Provident Fund) Defaulters' list as of 31-03-2018.

BIFR (Board for Industrial & Financial Reconstruction) LISTING STATUS

Subject's name is not listed as a Sick Unit in the publicly available BIFR (Board for Industrial & Financial Reconstruction) list as of 11.09.2018.

IBBI (Insolvency and Bankruptcy Board of India) LISTING STATUS

Subject's name is not listed in the publicly available IBBI (Insolvency and Bankruptcy Board of India) list as of report date.

INFORMATION DENIED

Management Non-Cooperative (Tel. No.:91-40-27567266)

LOCATIONS

Registered Corporate Office :	Office/ Office/ Head	D. No. 3-4-512/35 (43/4RT), Opposite Barkatpura Park, Barkatpura, Hyderabad-500027, Telangana, India
Tel. No.:		91-40-27567266
Fax No.:		91-40-66103055
E-Mail :		info@ortinlabsindia.com

DISCLAIMER : This Report is **PRIVATE & CONFIDENTIAL** and it is prepared at the request of and for its use by the Subscriber only. The Subscriber shall use the contents of the Report merely as an aid to its business. Mira Inform Private Limited ("MIPL") has collated information/data in the Report, which have not been verified unless otherwise specifically mentioned in the Report. The Subscriber shall independently verify the accuracy and correctness of the information/data before in any way acting upon the same. MIPL shall not be liable for any harm, injury, loss or damage caused to the Subscriber due to default by the Subscriber's debtors/beneficiaries in fulfilling their obligations of any nature whatsoever. This Report or any of its portion shall not be used as a documentary evidence or otherwise before any investigative agencies or forum of law. This Report is confidential and proprietary to MIPL. The Subscriber and/or any other person(s) may not reproduce, publish or disclose any of the contents of the Report to others without the express authorization of MIPL. This Report is prepared and issued to the Subscriber without any risk, responsibility or liability on the part of MIPL or its officials.

Website :	http://www.ortinlabsindia.com
Manufacturing Formulations Unit:	Plot No.275 and 278 (Part), I.D.A., Chemical Zone, Pashamylaram, Medak District, Telangana, India
Tel. No.:	91+08455-226663, 226710
Manufacturing API Intermediates Unit:	SY No. 300, Malkapur (V), Choutuppal (M), Nalgonda District, Telangana, India

DIRECTORS

AS ON 31.03.2018

Name :	Mr. Murali Krishna Murthy Sanka
Designation :	Managing Director
Address :	1-8-182/B, Chikkadapally, Hyderabad – 500020, Telangana, India
Date of Birth/Age :	27.02.1960
Date of Appointment :	26.02.1996
DIN No.:	00540632
Name :	Mr. Gaddam Venkata Ramana
Designation :	Joint Managing Director
Address :	3/104, Old Malhar, Sahara States Mansoorabad, LB Nagar, Hyderabad – 500068, Telangana, India
Date of Birth/Age :	18.08.1968
Date of Appointment :	30.09.2010
DIN No.:	00031873
Name :	Mr. Jalluri Radhakrishna Panduranga Rao
Designation :	Director
Address :	8-86/3, Road No. 3 B, New Dilsukh Nagar Colony, Hyderabad – 500060, Telangana, India
Date of Appointment :	30.09.2006
DIN No.:	00294746
Name :	Mr. Mathpati Tippayya
Designation :	Director
Address :	4-6-312, First Floor, Esamia Bazar, Hyderabad – 500027, Telangana, India
Date of Appointment :	30.09.2006
DIN No.:	00306985
Name :	Mr. Mohan Krishna Murthy Sanka
Designation :	Whole time Director
Address :	1-8-182/A, Chikkadapally, Hyderabad – 500020, Telangana, India
Date of Birth/Age :	18.09.1952
Date of Appointment :	28.01.2011

DISCLAIMER : This Report is **PRIVATE & CONFIDENTIAL** and it is prepared at the request of and for its use by the Subscriber only. The Subscriber shall use the contents of the Report merely as an aid to its business. Mira Inform Private Limited ("MIPL") has collated information/data in the Report, which have not been verified unless otherwise specifically mentioned in the Report. The Subscriber shall independently verify the accuracy and correctness of the information/data before in any way acting upon the same. MIPL shall not be liable for any harm, injury, loss or damage caused to the Subscriber due to default by the Subscriber's debtors/beneficiaries in fulfilling their obligations of any nature whatsoever. This Report or any of its portion shall not be used as a documentary evidence or otherwise before any investigative agencies or forum of law. This Report is confidential and proprietary to MIPL. The Subscriber and/or any other person(s) may not reproduce, publish or disclose any of the contents of the Report to others without the express authorization of MIPL. This Report is prepared and issued to the Subscriber without any risk, responsibility or liability on the part of MIPL or its officials.

DIN No.:	00540705
Name :	Mr. Balaji Venkateswarlu Sanka
Designation :	Whole time Director
Address :	1-8-182 Chikkadpally, Hyderabad – 500020, Telangana, India
Date of Appointment :	29.01.2008
DIN No.:	02010148
Name :	Mr. Srinivasakumar Sanka
Designation :	Whole time Director
Address :	Park Road, Kalapharma, Vijayawada – 520001, Telangana, India
Date of Appointment :	29.01.2008
DIN No.:	02010272
Name :	Mr. Satyanarayana Raju Bhupathiraju
Designation :	Whole time Director
Address :	6-111, Shankar Nagar, Peerzadiguda, R.R. District Peerzadiguda-500039, Telangana, India
Date of Appointment :	30.09.2010
DIN No.:	02697880
Name :	Mr. Pradyumna Teja Kavooru
Designation :	Director
Address :	2-1-284, F-502, 8-1 Kshatriya Towers, Nallakunta, Hyderabad-500044, Telangana, India
Date of Appointment :	14.06.2010
DIN No.:	03074013
Name :	Mr. Seshagiri Tirukkovalluru
Designation :	Director
Address :	2-1-283/1/502, Nallakumta, Hyderabad – 500044, Telangana, India
Date of Appointment :	01.06.2014
DIN No.:	06715818
Name :	Mr. Gopal Reddy Bheemreddy
Designation :	Director
Address :	16-11-404/7, Moosarambagh, Hyderabad – 500036, Telangana, India
Date of Appointment :	01.06.2014
DIN No.:	06716560
Name :	Mr. Thotakura Uma Sangeetha
Designation :	Additional Director
Address :	7-63/2, Shankar Nagar, Ghatkesar Mandal Peerzadiguda Medipalli, Rangareddi, Hyderabad-500098, Telangana, India
Date of Appointment :	27.04.2018
DIN No.:	08120320

Name :	Ms. Lakshmi Sravani Dasari
Designation :	Director

KEY EXECUTIVES

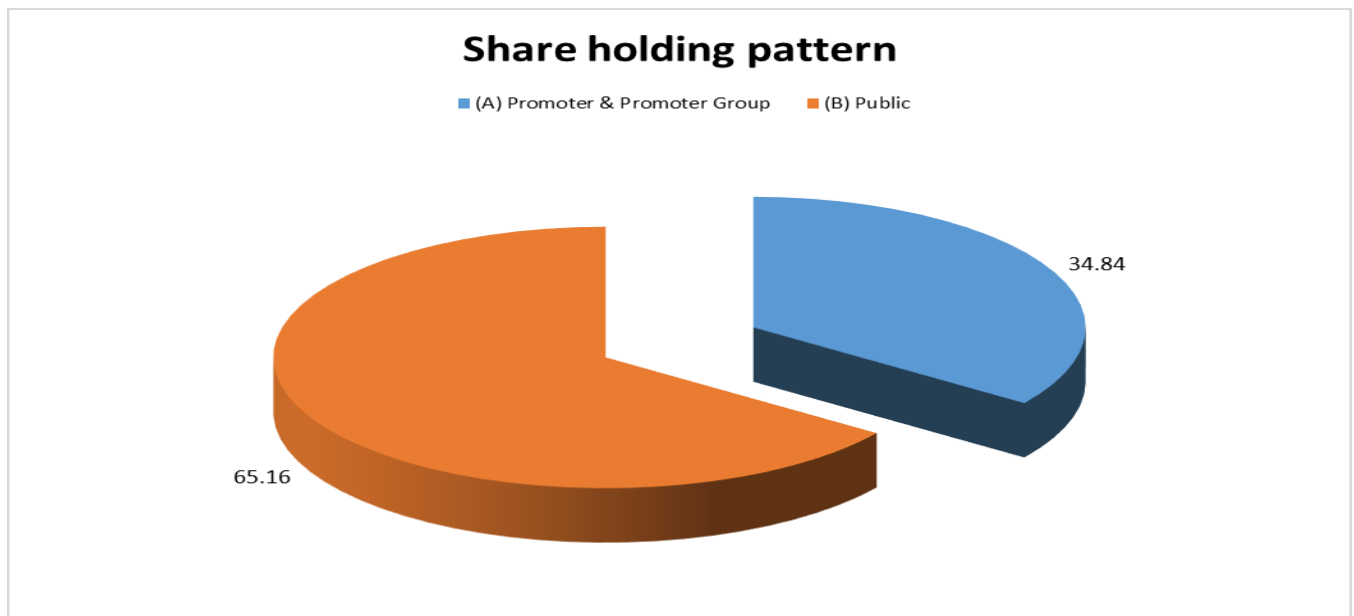
Name :	Mr. Satyanarayana Raju Bhupathiraju
Designation :	Chief Financial Officer
Address :	6-111, Shankar Nagar, Peerzadiguda, R.R. District Peerzadiguda – 500039, Telangana, India
Date of Appointment :	31.03.2015
PAN No.:	ACEPB4059N
Name :	Mr. Sharvari Swapnil Shinde
Designation :	Company Secretary
Address :	Anand Apartment, Jadhavwadi Shahu Market, Kolhapur-416005, Maharashtra, India
Date of Appointment :	22.12.2017
PAN No.:	CXVVK1282N
Audit Committee:	<ul style="list-style-type: none"> • Mr. K. Pradyumna Teja - Chairman • Mr. J.R.K. Pandu Ranga Rao – Member • Dr. B. Gopal Reddy - Member
Nomination & Remuneration Committee:	<ul style="list-style-type: none"> • Mr. T. Seshagiri - Chairman • Mr. K. Pradyumna Teja - Member • Dr. B. Gopal Reddy - Member
Stakeholder Relationship Committee:	<ul style="list-style-type: none"> • Mr. J.R.K. Pandu Ranga Rao - Chairman • Mr. K. Pradyumna Teja – Member • Mr. Tipayya - Member
Independent Directors Committee:	<ul style="list-style-type: none"> • Mr. T Seshagiri - Chairman • Mr. M. Tippayya - Member • Mr. K. Pradyumna Teja - Member • Mr. J. R. K. Panduranga Rao - Member • Dr. B. Gopal Reddy - Member
Risk Management Committee:	<ul style="list-style-type: none"> • Mr. B. Gopal Reddy - Chairman • Mr. K. Pradyumna Teja - Member • Mr. S. Mohan Krishna Murthy - Member

SHAREHOLDING PATTERN

AS ON JUNE 2018

DISCLAIMER : This Report is **PRIVATE & CONFIDENTIAL** and it is prepared at the request of and for its use by the Subscriber only. The Subscriber shall use the contents of the Report merely as an aid to its business. Mira Inform Private Limited ("MIPL") has collated information/data in the Report, which have not been verified unless otherwise specifically mentioned in the Report. The Subscriber shall independently verify the accuracy and correctness of the information/data before in any way acting upon the same. MIPL shall not be liable for any harm, injury, loss or damage caused to the Subscriber due to default by the Subscriber's debtors/beneficiaries in fulfilling their obligations of any nature whatsoever. This Report or any of its portion shall not be used as a documentary evidence or otherwise before any investigative agencies or forum of law. This Report is confidential and proprietary to MIPL. The Subscriber and/or any other person(s) may not reproduce, publish or disclose any of the contents of the Report to others without the express authorization of MIPL. This Report is prepared and issued to the Subscriber without any risk, responsibility or liability on the part of MIPL or its officials.

Category of shareholder	Total no. shares held	Shareholding as a % of total no. of shares (calculated as per SCRR, 1957) As a % of (A+B+C2)
(A) Promoter & Promoter Group	5901366	34.84
(B) Public	11039034	65.16
Grand Total	16940400	100.00



STATEMENT SHOWING SHAREHOLDING PATTERN OF THE PROMOTER AND PROMOTER GROUP

Category of shareholder	Total nos. shares held	Shareholding as a % of total no. of shares (calculated as per SCRR, 1957) As a % of (A+B+C2)
A1) Indian		0.00
Individuals/Hindu undivided Family	5901366	34.84
Murali Krishna Murthy S	143475	0.85
Sanka Balaji Venkateswarlu	157827	0.93
Satyanarayana Raju Bhupathiraju	496130	2.93
Sanka Sarath Kumar	120200	0.71
A Srinivasa Raju	392634	2.32

DISCLAIMER : This Report is **PRIVATE & CONFIDENTIAL** and it is prepared at the request of and for its use by the Subscriber only. The Subscriber shall use the contents of the Report merely as an aid to its business. Mira Inform Private Limited ("MIPL") has collated information/data in the Report, which have not been verified unless otherwise specifically mentioned in the Report. The Subscriber shall independently verify the accuracy and correctness of the information/data before in any way acting upon the same. MIPL shall not be liable for any harm, injury, loss or damage caused to the Subscriber due to default by the Subscriber's debtors/beneficiaries in fulfilling their obligations of any nature whatsoever. This Report or any of its portion shall not be used as a documentary evidence or otherwise before any investigative agencies or forum of law. This Report is confidential and proprietary to MIPL. The Subscriber and/or any other person(s) may not reproduce, publish or disclose any of the contents of the Report to others without the express authorization of MIPL. This Report is prepared and issued to the Subscriber without any risk, responsibility or liability on the part of MIPL or its officials.

A Ranga Raju	302775	1.79
A Prabhakar Raju	616933	3.64
Alluri Maithili	323310	1.91
Sanka Venkata Sujatha	122800	0.72
Venkata Ramana Gaddam	818409	4.83
Lakshmi Sravani Dasari .	87500	0.52
Alluri Anantha Laxmi	319022	1.88
Sanka Srinivas Kumar	246723	1.46
Venkata Rama Gaddam	767247	4.53
Sanka Hema Kumari	110200	0.65
Gaddam Srinivasarao	69680	0.41
Gaddam Balaji	32680	0.19
Sanka Tandav Krishna	90650	0.54
Sanka Ravi Sankar	85000	0.50
Sanka Rajeshwari	39110	0.23
Krishna Karthik Sanka .	60000	0.35
Sanka Satya Praveen Kumar .	79316	0.47
Sanka Naga Jyothi .	90290	0.53
Sanka Venkata Ratnamma	192389	1.14
Sanka Venkata Subbamma	101250	0.60
Sanka Mohan Krishna Murthy	35816	0.21
Sub Total A1	5901366	34.84
A2) Foreign		0.00
A=A1+A2	5901366	34.84

STATEMENT SHOWING SHAREHOLDING PATTERN OF THE PUBLIC SHAREHOLDER

Category & Name of the Shareholders	Total no. shares held	Shareholding % calculated as per SCRR, 1957 As a % of (A+B+C2)
B1) Institutions		0.00
B2) Central Government/ State Government(s)/ President of India		0.00
B3) Non-Institutions		0.00
Individual share capital upto INR 0.200 Million	4653423	27.47
Individual share capital in excess of INR 0.200 Million	5257590	31.04
Rajesh Poddar	794724	4.69
V Varaprasada Rao	212853	1.26
Suggula Srinivasa Rao	204000	1.20
NBFCs registered with RBI	177907	1.05
Any Other (specify)	950114	5.61
Bodies Corporate	726709	4.29
Non-Resident Indian (NRI)	195576	1.15

DISCLAIMER : This Report is **PRIVATE & CONFIDENTIAL** and it is prepared at the request of and for its use by the Subscriber only. The Subscriber shall use the contents of the Report merely as an aid to its business. Mira Inform Private Limited ("MIPL") has collated information/data in the Report, which have not been verified unless otherwise specifically mentioned in the Report. The Subscriber shall independently verify the accuracy and correctness of the information/data before in any way acting upon the same. MIPL shall not be liable for any harm, injury, loss or damage caused to the Subscriber due to default by the Subscriber's debtors/beneficiaries in fulfilling their obligations of any nature whatsoever. This Report or any of its portion shall not be used as a documentary evidence or otherwise before any investigative agencies or forum of law. This Report is confidential and proprietary to MIPL. The Subscriber and/or any other person(s) may not reproduce, publish or disclose any of the contents of the Report to others without the express authorization of MIPL. This Report is prepared and issued to the Subscriber without any risk, responsibility or liability on the part of MIPL or its officials.

Clearing Members	27829	0.16
Sub Total B3	11039034	65.16
B=B1+B2+B3	11039034	65.16

BUSINESS DETAILS

Line of Business :	The Company is engaged in the business of Manufacturing and Trading of Pharmaceuticals, Drugs and Intermediates. [Registered Activity]	
Products / Services :	NIC Code	Product Description
	2100	(2S)-3-Methyl-2-(methyl-2(methyl-((2-(1-methyl ethyl)thiazole-4-yl)methyl) carbonyl)amino) butanoic acid (MTV)
	2100	2-(Chloro Methoxy)3, 4-Dimethoxy Pyridine Hydro Chloride
	2100	(s)-5-chloro-alfa (cyclo Propyl ethnyl)-2- (4-methoxy phenyl)methyl)amino)-a- (trifluoro methyl) benzene methanol
Brand Names :	Not Available	
Agencies Held :	Not Available	
Exports :	Not Divulged	
Imports :	Not Divulged	
Terms :	Not Divulged	

PRODUCTION STATUS – (NOT AVAILABLE)

GENERAL INFORMATION

Suppliers :	Reference :	Not Divulged
	Name of the Person :	--
	Contact No.:	--
	Since How Long Known :	--
	Maximum Limit Dealt :	--
	Experience :	--
	Remark :	--
Customers :	Reference :	Not Divulged

DISCLAIMER : This Report is **PRIVATE & CONFIDENTIAL** and it is prepared at the request of and for its use by the Subscriber only. The Subscriber shall use the contents of the Report merely as an aid to its business. Mira Inform Private Limited ("MIPL") has collated information/data in the Report, which have not been verified unless otherwise specifically mentioned in the Report. The Subscriber shall independently verify the accuracy and correctness of the information/data before in any way acting upon the same. MIPL shall not be liable for any harm, injury, loss or damage caused to the Subscriber due to default by the Subscriber's debtors/beneficiaries in fulfilling their obligations of any nature whatsoever. This Report or any of its portion shall not be used as a documentary evidence or otherwise before any investigative agencies or forum of law. This Report is confidential and proprietary to MIPL. The Subscriber and/or any other person(s) may not reproduce, publish or disclose any of the contents of the Report to others without the express authorization of MIPL. This Report is prepared and issued to the Subscriber without any risk, responsibility or liability on the part of MIPL or its officials.

	Name of the Person :	--																												
	Contact No.:	--																												
	Since How Long Known :	--																												
	Maximum Limit Dealt :	--																												
	Experience :	--																												
	Remark :	--																												
No. of Employees :	Information denied by the management																													
Bankers :	<table border="1"> <tr> <td>Bank Name</td> <td>Karnataka Bank Limited</td> </tr> <tr> <td>Branch</td> <td>Nampally Station Road, Hyderabad – 500001, Telangana, India</td> </tr> <tr> <td>Person Name (With Designation)</td> <td>--</td> </tr> <tr> <td>Contact Number</td> <td>--</td> </tr> <tr> <td>Name of Account Holder</td> <td>--</td> </tr> <tr> <td>Account Number</td> <td>--</td> </tr> <tr> <td>Account Since (Date/Year of Account Opening)</td> <td>--</td> </tr> <tr> <td>Average Balance Maintained (If Possible)</td> <td>--</td> </tr> <tr> <td>Credit Facilities Enjoyed (If any)</td> <td>--</td> </tr> <tr> <td>Account Operation</td> <td>--</td> </tr> <tr> <td>Remarks (If any)</td> <td>--</td> </tr> </table>		Bank Name	Karnataka Bank Limited	Branch	Nampally Station Road, Hyderabad – 500001, Telangana, India	Person Name (With Designation)	--	Contact Number	--	Name of Account Holder	--	Account Number	--	Account Since (Date/Year of Account Opening)	--	Average Balance Maintained (If Possible)	--	Credit Facilities Enjoyed (If any)	--	Account Operation	--	Remarks (If any)	--						
Bank Name	Karnataka Bank Limited																													
Branch	Nampally Station Road, Hyderabad – 500001, Telangana, India																													
Person Name (With Designation)	--																													
Contact Number	--																													
Name of Account Holder	--																													
Account Number	--																													
Account Since (Date/Year of Account Opening)	--																													
Average Balance Maintained (If Possible)	--																													
Credit Facilities Enjoyed (If any)	--																													
Account Operation	--																													
Remarks (If any)	--																													
Facilities :	<table border="1"> <thead> <tr> <th>SECURED LOANS</th> <th>31.03.2018 INR In Million</th> <th>31.03.2017 INR In Million</th> </tr> </thead> <tbody> <tr> <td>LONG TERM BORROWINGS</td> <td></td> <td></td> </tr> <tr> <td>Term loan from Banks</td> <td>NA</td> <td>10.714</td> </tr> <tr> <td>Vehicle Loan from Banks</td> <td>NA</td> <td>2.328</td> </tr> <tr> <td>Interest Free Sales Tax Loan from Govt. of A.P</td> <td>NA</td> <td>1.116</td> </tr> <tr> <td></td> <td></td> <td></td> </tr> <tr> <td>SHORT TERM BORROWINGS</td> <td></td> <td></td> </tr> <tr> <td>Cash Credit from Banks</td> <td>NA</td> <td>151.250</td> </tr> <tr> <td>Total</td> <td>NA</td> <td>165.408</td> </tr> </tbody> </table> <p>Notes: (As on 31.03.2017)</p> <p>LONG TERM BORROWINGS Security Details</p> <ul style="list-style-type: none"> Term Loan from Bank is Secured by hypothecation of Fixed Assets and Personal Guarantee of directors of the company excluding Honourary directors. The Company availed INR 6.209 Million out total Sanction of INR 14.000 Million. The Loan is repayable in 80 equated monthly instalments of INR 0.175 each, due to short availment of term loan the due date may be much earlier. The Loan carried interest @ (BR+ 4.5%)% p.a. Vehicle Loan from Bank is secured by hypothecation of vehicle financed. 			SECURED LOANS	31.03.2018 INR In Million	31.03.2017 INR In Million	LONG TERM BORROWINGS			Term loan from Banks	NA	10.714	Vehicle Loan from Banks	NA	2.328	Interest Free Sales Tax Loan from Govt. of A.P	NA	1.116				SHORT TERM BORROWINGS			Cash Credit from Banks	NA	151.250	Total	NA	165.408
SECURED LOANS	31.03.2018 INR In Million	31.03.2017 INR In Million																												
LONG TERM BORROWINGS																														
Term loan from Banks	NA	10.714																												
Vehicle Loan from Banks	NA	2.328																												
Interest Free Sales Tax Loan from Govt. of A.P	NA	1.116																												
SHORT TERM BORROWINGS																														
Cash Credit from Banks	NA	151.250																												
Total	NA	165.408																												

	<p>SHORT TERM BORROWINGS</p> <p>Cash Credit form Karnataka Bank Limited is secured by present and future raw materials, semi finished goods, finished goods, stores and secured second charge on Fixed Assets of the Company and further secured by personal guarantee of promoter Directors.</p>
--	--

Auditors : (As on 31.03.2017)	
Name :	Mathesh and Ramana Chartered Accountants
Address :	3-6-145, Himayath Nagar, Hyderabad- 500029, Telangana, India
Memberships :	Not Available
Collaborators :	Not Available
Associate Firm: (As on 31.03.2017)	Sri Sai Krishna Marketing Associates
Associate Company: (As on 31.03.2017)	Wohler Laboratories Private Limited

CAPITAL STRUCTURE

AS ON 31.03.2018

Authorised Capital : Not Available

Issued, Subscribed & Paid-up Capital : INR 169.404 Million

AS ON 31.03.2017

Authorised Capital :

No. of Shares	Type	Value	Amount
20000000	Equity Shares	INR 10/- each	INR 200.000 Million

Issued, Subscribed & Paid-up Capital :

No. of Shares	Type	Value	Amount
16940400	Equity Shares	INR 10/- each	INR 169.404 Million

DISCLAIMER : This Report is **PRIVATE & CONFIDENTIAL** and it is prepared at the request of and for its use by the Subscriber only. The Subscriber shall use the contents of the Report merely as an aid to its business. Mira Inform Private Limited ("MIPL") has collated information/data in the Report, which have not been verified unless otherwise specifically mentioned in the Report. The Subscriber shall independently verify the accuracy and correctness of the information/data before in any way acting upon the same. MIPL shall not be liable for any harm, injury, loss or damage caused to the Subscriber due to default by the Subscriber's debtors/beneficiaries in fulfilling their obligations of any nature whatsoever. This Report or any of its portion shall not be used as a documentary evidence or otherwise before any investigative agencies or forum of law. This Report is confidential and proprietary to MIPL. The Subscriber and/or any other person(s) may not reproduce, publish or disclose any of the contents of the Report to others without the express authorization of MIPL. This Report is prepared and issued to the Subscriber without any risk, responsibility or liability on the part of MIPL or its officials.

--	--	--	--

LISTING DETAILS:

Subject Stock Code :	BSE : 539287 NSE : ORTINLABSS ISIN: INE749B01012
Stock Exchange Place :	<ul style="list-style-type: none"> • The BSE Limited, Mumbai • National Stock Exchange of India Limited, Mumbai
Listing Date:	Not Available

FINANCIAL DATA
[all figures are INR Million]

ABRIDGED BALANCE SHEET

SOURCES OF FUNDS	31.03.2018	31.03.2017	31.03.2016
I. EQUITY AND LIABILITIES			
(1) Shareholders' Funds			
(a) Share Capital	169.404	169.404	169.404
(b) Reserves & Surplus	71.376	67.252	63.321
(c) Money received against share warrants	0.000	0.000	0.000
(2) Share Application money pending allotment	0.000	0.000	0.000
Total Shareholders' Funds (1) + (2)	240.780	236.656	232.725
(3) Non-Current Liabilities			
(a) long-term borrowings	14.826	43.235	47.988
(b) Deferred tax liabilities (Net)	25.292	30.587	29.886
(c) Other long term liabilities	36.912	0.021	0.021
(d) long-term provisions	2.599	2.514	2.050
Total Non-current Liabilities (3)	79.629	76.357	79.945
(4) Current Liabilities			
(a) Short term borrowings	146.595	151.250	152.208
(b) Trade payables	165.823	70.486	106.295
(c) Other current liabilities	99.932	79.345	82.190
(d) Short-term provisions	1.324	0.000	0.000
Total Current Liabilities (4)	413.674	301.081	340.693
TOTAL	734.083	614.094	653.363
II. ASSETS			
(1) Non-current assets			
(a) Fixed Assets			
(i) Tangible assets	200.340	206.893	216.273
(ii) Intangible Assets	0.000	0.000	0.000
(iii) Capital work-in-progress	4.021	3.521	0.000
(iv) Intangible assets under development	0.000	0.000	0.000
(b) Non-current Investments	0.784	0.308	0.308
(c) Deferred tax assets (net)	0.000	0.000	0.000
(d) Long-term Loan and Advances	0.000	21.129	17.227
(e) Other Non-current assets	7.938	0.000	0.000
Total Non-Current Assets	213.083	231.851	233.808

DISCLAIMER : This Report is **PRIVATE & CONFIDENTIAL** and it is prepared at the request of and for its use by the Subscriber only. The Subscriber shall use the contents of the Report merely as an aid to its business. Mira Inform Private Limited ("MIPL") has collated information/data in the Report, which have not been verified unless otherwise specifically mentioned in the Report. The Subscriber shall independently verify the accuracy and correctness of the information/data before in any way acting upon the same. MIPL shall not be liable for any harm, injury, loss or damage caused to the Subscriber due to default by the Subscriber's debtors/beneficiaries in fulfilling their obligations of any nature whatsoever. This Report or any of its portion shall not be used as a documentary evidence or otherwise before any investigative agencies or forum of law. This Report is confidential and proprietary to MIPL. The Subscriber and/or any other person(s) may not reproduce, publish or disclose any of the contents of the Report to others without the express authorization of MIPL. This Report is prepared and issued to the Subscriber without any risk, responsibility or liability on the part of MIPL or its officials.

(2) Current assets			
(a) Current investments	0.000	0.000	0.000
(b) Inventories	240.193	176.501	168.400
(c) Trade receivables	218.490	155.459	203.818
(d) Cash and cash equivalents	16.922	14.303	16.636
(e) Short-term loans and advances	0.000	34.973	30.306
(f) Other current assets	45.395	1.007	0.395
Total Current Assets	521.000	382.243	419.555
TOTAL	734.083	614.094	653.363

PROFIT & LOSS ACCOUNT

	PARTICULARS	31.03.2018	31.03.2017	31.03.2016
	SALES			
	Income	771.125	618.727	629.447
	Other Income	39.627	3.223	5.743
	TOTAL	810.752	621.950	635.190
	Less EXPENSES			
	Cost of Materials Consumed	562.958	384.832	450.764
	Changes in inventories of finished goods, work-in-progress and Stock-in-Trade	12.957	22.437	(37.504)
	Employees benefits expense	33.228	33.452	28.328
	Exceptional items	0.000	0.000	(0.004)
	Other expenses	143.084	124.701	128.960
	TOTAL	752.227	565.422	570.544
	PROFIT / (LOSS) BEFORE INTEREST, TAX, DEPRECIATION AND AMORTISATION	58.525	56.528	64.646
	Less FINANCIAL EXPENSES	34.866	29.287	34.213
	PROFIT / (LOSS) BEFORE TAX, DEPRECIATION AND AMORTISATION	23.659	27.241	30.433
	Less DEPRECIATION/ AMORTISATION	16.855	17.037	16.474
	PROFIT/ (LOSS) BEFORE TAX	6.804	10.204	13.959
	Less TAX	0.012	6.273	5.621
	PROFIT/ (LOSS) AFTER TAX	6.792	3.931	8.338
	Earnings / (Loss) Per Share (INR)	0.40	0.23	0.49

DISCLAIMER : This Report is **PRIVATE & CONFIDENTIAL** and it is prepared at the request of and for its use by the Subscriber only. The Subscriber shall use the contents of the Report merely as an aid to its business. Mira Inform Private Limited ("MIPL") has collated information/data in the Report, which have not been verified unless otherwise specifically mentioned in the Report. The Subscriber shall independently verify the accuracy and correctness of the information/data before in any way acting upon the same. MIPL shall not be liable for any harm, injury, loss or damage caused to the Subscriber due to default by the Subscriber's debtors/beneficiaries in fulfilling their obligations of any nature whatsoever. This Report or any of its portion shall not be used as a documentary evidence or otherwise before any investigative agencies or forum of law. This Report is confidential and proprietary to MIPL. The Subscriber and/or any other person(s) may not reproduce, publish or disclose any of the contents of the Report to others without the express authorization of MIPL. This Report is prepared and issued to the Subscriber without any risk, responsibility or liability on the part of MIPL or its officials.

CURRENT MATURITIES OF LONG TERM DEBT DETAILS

Particulars	31.03.2018	31.03.2017	31.03.2016
Current Maturities of Long term debt	NA	7.975	8.345
Cash generated from operations	NA	44.765	44.360
Cash from operations	NA	9.911	5.166

QUARTERLY RESULTS

PARTICULARS			30.06.2018 1 st Quarter (Unaudited)
Net Sales			332.640
Total Expenditure			319.280
PBIDT (Excluding Other Income)			13.360
Other Income			0.480
Operating Profit			13.840
Interest			6.720
Exceptional Items			NA
PBDT			7.120
Depreciation			4.190
Profit Before Tax			2.930
Tax			(4.370)
Provisions and contingencies			NA
Profit After Tax			7.300
Extraordinary Items			NA
Prior Period Expenses			NA
Other Adjustments			NA
Net Profit			7.300

KEY RATIOS

EFFICIENCY RATIOS

PARTICULARS	31.03.2018	31.03.2017	31.03.2016
Average Collection Days (<i>Sundry Debtors / Income * 365</i>)	103.42	91.71	118.19
Account Receivables Turnover (<i>Income / Sundry Debtors</i>)	3.53	3.98	3.09

DISCLAIMER : This Report is **PRIVATE & CONFIDENTIAL** and it is prepared at the request of and for its use by the Subscriber only. The Subscriber shall use the contents of the Report merely as an aid to its business. Mira Inform Private Limited ("MIPL") has collated information/data in the Report, which have not been verified unless otherwise specifically mentioned in the Report. The Subscriber shall independently verify the accuracy and correctness of the information/data before in any way acting upon the same. MIPL shall not be liable for any harm, injury, loss or damage caused to the Subscriber due to default by the Subscriber's debtors/beneficiaries in fulfilling their obligations of any nature whatsoever. This Report or any of its portion shall not be used as a documentary evidence or otherwise before any investigative agencies or forum of law. This Report is confidential and proprietary to MIPL. The Subscriber and/or any other person(s) may not reproduce, publish or disclose any of the contents of the Report to others without the express authorization of MIPL. This Report is prepared and issued to the Subscriber without any risk, responsibility or liability on the part of MIPL or its officials.

Average Payment Days (Sundry Creditors / Purchases * 365 Days)	107.51	66.85	86.07
Inventory Turnover (Operating Income / Inventories)	0.24	0.32	0.38
Asset Turnover (Operating Income / Net Fixed Assets)	0.29	0.27	0.30

LEVERAGE RATIOS

PARTICULARS	31.03.2018	31.03.2017	31.03.2016
Debt Ratio (Borrowing + Current Liabilities) / Total Assets	0.58	0.57	0.61
Debt Equity Ratio (Total Liability / Networth)	0.67	0.86	0.90
Current Liabilities to Networth (Current Liabilities / Net Worth)	1.72	1.27	1.46
Fixed Assets to Networth (Net Fixed Assets / Networth)	0.85	0.89	0.93
Interest Coverage Ratio (PBIT / Financial Charges)	1.68	1.93	1.89

PROFITABILITY RATIOS

PARTICULARS		31.03.2018	31.03.2017	31.03.2016
Net Profit Margin [(PAT / Sales) * 100]	%	0.88	0.64	1.32
Return on Total Assets ((PAT / Total Assets) * 100)	%	0.93	0.64	1.28
Return on Investment (ROI) ((PAT / Networth) * 100)	%	2.82	1.66	3.58

SOLVENCY RATIOS

PARTICULARS	31.03.2018	31.03.2017	31.03.2016
Current Ratio (Current Assets / Current Liabilities)	1.26	1.27	1.23
Quick Ratio ((Current Assets – Inventories) / Current Liabilities)	0.68	0.68	0.74

DISCLAIMER : This Report is **PRIVATE & CONFIDENTIAL** and it is prepared at the request of and for its use by the Subscriber only. The Subscriber shall use the contents of the Report merely as an aid to its business. Mira Inform Private Limited ("MIPL") has collated information/data in the Report, which have not been verified unless otherwise specifically mentioned in the Report. The Subscriber shall independently verify the accuracy and correctness of the information/data before in any way acting upon the same. MIPL shall not be liable for any harm, injury, loss or damage caused to the Subscriber due to default by the Subscriber's debtors/beneficiaries in fulfilling their obligations of any nature whatsoever. This Report or any of its portion shall not be used as a documentary evidence or otherwise before any investigative agencies or forum of law. This Report is confidential and proprietary to MIPL. The Subscriber and/or any other person(s) may not reproduce, publish or disclose any of the contents of the Report to others without the express authorization of MIPL. This Report is prepared and issued to the Subscriber without any risk, responsibility or liability on the part of MIPL or its officials.

G-Score Ratio Financial (Networth / Total Assets)	0.33	0.39	0.36
G-Score Ratio Debt (Debts / Equity Capital)	0.95	1.20	1.23
G-Score Ratio Liquidity (Total Current Assets / Total Current Liabilities)	1.26	1.27	1.23

Total Liability = Short-term Debt + Long-term Debt + Current Maturities of Long-term debts

STOCK PRICES

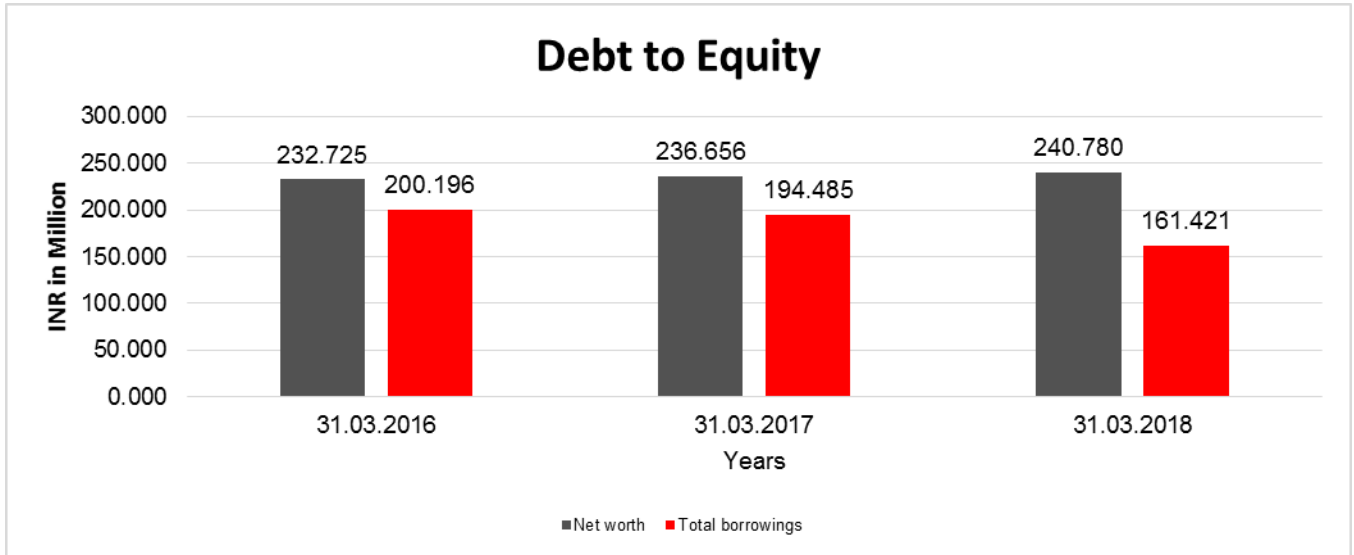
Face Value	INR 10.00/-
Market Value	INR 20.60/-

FINANCIAL ANALYSIS [all figures are INR Million]

DEBT EQUITY RATIO

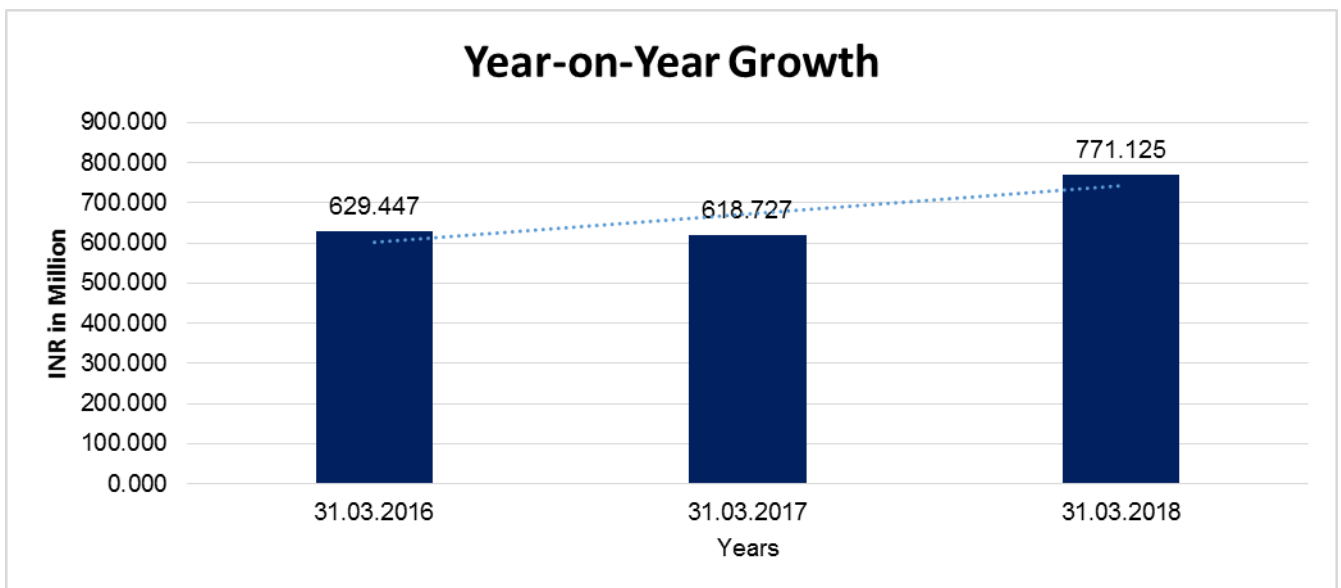
Particular	31.03.2016	31.03.2017	31.03.2018
	INR In Million	INR In Million	INR In Million
Share Capital	169.404	169.404	169.404
Reserves & Surplus	63.321	67.252	71.376
Money received against share warrants	0.000	0.000	0.000
Share Application money pending allotment	0.000	0.000	0.000
Net worth	232.725	236.656	240.780
long-term borrowings	47.988	43.235	14.826
Short term borrowings	152.208	151.250	146.595
Total borrowings	200.196	194.485	161.421
Debt/Equity ratio	0.860	0.822	0.670

DISCLAIMER : This Report is **PRIVATE & CONFIDENTIAL** and it is prepared at the request of and for its use by the Subscriber only. The Subscriber shall use the contents of the Report merely as an aid to its business. Mira Inform Private Limited ("MIPL") has collated information/data in the Report, which have not been verified unless otherwise specifically mentioned in the Report. The Subscriber shall independently verify the accuracy and correctness of the information/data before in any way acting upon the same. MIPL shall not be liable for any harm, injury, loss or damage caused to the Subscriber due to default by the Subscriber's debtors/beneficiaries in fulfilling their obligations of any nature whatsoever. This Report or any of its portion shall not be used as a documentary evidence or otherwise before any investigative agencies or forum of law. This Report is confidential and proprietary to MIPL. The Subscriber and/or any other person(s) may not reproduce, publish or disclose any of the contents of the Report to others without the express authorization of MIPL. This Report is prepared and issued to the Subscriber without any risk, responsibility or liability on the part of MIPL or its officials.



YEAR-ON-YEAR GROWTH

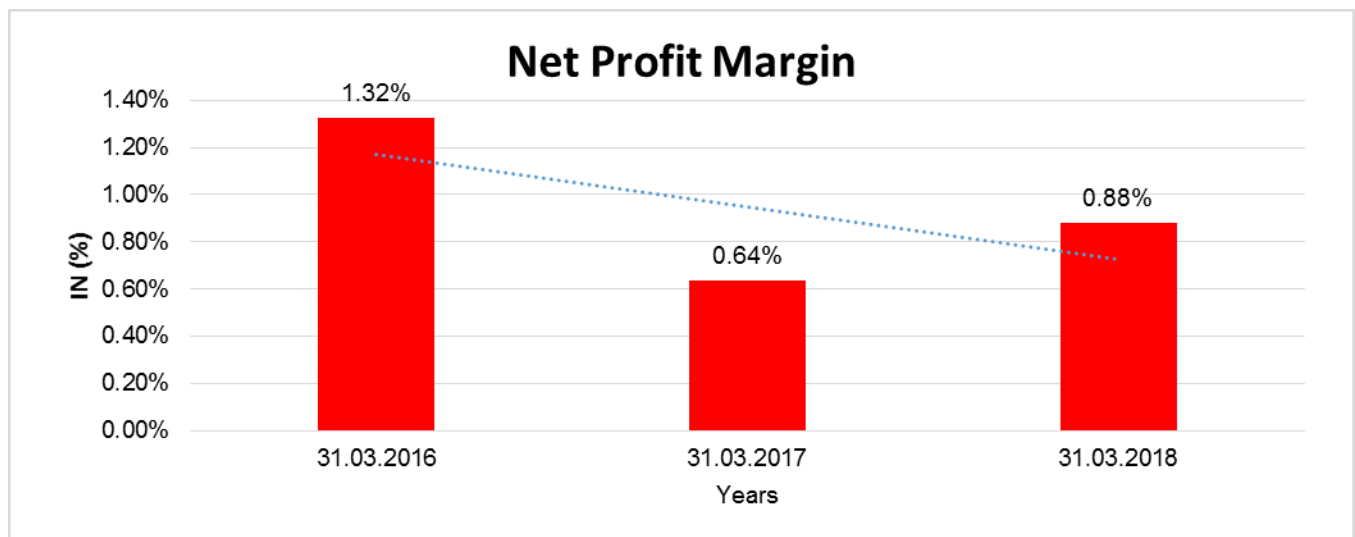
Year on Year Growth	31.03.2016	31.03.2017	31.03.2018
	INR In Million	INR In Million	INR In Million
Sales	629.447	618.727	771.125
		(1.703)	24.631



DISCLAIMER : This Report is **PRIVATE & CONFIDENTIAL** and it is prepared at the request of and for its use by the Subscriber only. The Subscriber shall use the contents of the Report merely as an aid to its business. Mira Inform Private Limited ("MIPL") has collated information/data in the Report, which have not been verified unless otherwise specifically mentioned in the Report. The Subscriber shall independently verify the accuracy and correctness of the information/data before in any way acting upon the same. MIPL shall not be liable for any harm, injury, loss or damage caused to the Subscriber due to default by the Subscriber's debtors/beneficiaries in fulfilling their obligations of any nature whatsoever. This Report or any of its portion shall not be used as a documentary evidence or otherwise before any investigative agencies or forum of law. This Report is confidential and proprietary to MIPL. The Subscriber and/or any other person(s) may not reproduce, publish or disclose any of the contents of the Report to others without the express authorization of MIPL. This Report is prepared and issued to the Subscriber without any risk, responsibility or liability on the part of MIPL or its officials.

NET PROFIT MARGIN

Net Profit Margin	31.03.2016	31.03.2017	31.03.2018
	INR In Million	INR In Million	INR In Million
Sales	629.447	618.727	771.125
Profit	8.338	3.931	6.792
	1.32%	0.64%	0.88%



LOCAL AGENCY FURTHER INFORMATION

Sr. No.	Check list by info agents	Available in Report (Yes/No)
1	Year of establishment	Yes
2	Constitution of the entity -Incorporation details	Yes
3	Locality of the entity	Yes
4	Premises details	No
5	Buyer visit details	--
6	Contact numbers	Yes
7	Name of the person contacted	No
8	Designation of contact person	No
9	Promoter's background	Yes
10	Date of Birth of Proprietor / Partners / Directors	Yes
11	Pan Card No. of Proprietor / Partners	No
12	Voter Id Card No. of Proprietor / Partners	No
13	Type of business	Yes
14	Line of Business	Yes
15	Export/import details (if applicable)	No

DISCLAIMER : This Report is **PRIVATE & CONFIDENTIAL** and it is prepared at the request of and for its use by the Subscriber only. The Subscriber shall use the contents of the Report merely as an aid to its business. Mira Inform Private Limited ("MIPL") has collated information/data in the Report, which have not been verified unless otherwise specifically mentioned in the Report. The Subscriber shall independently verify the accuracy and correctness of the information/data before in any way acting upon the same. MIPL shall not be liable for any harm, injury, loss or damage caused to the Subscriber due to default by the Subscriber's debtors/beneficiaries in fulfilling their obligations of any nature whatsoever. This Report or any of its portion shall not be used as a documentary evidence or otherwise before any investigative agencies or forum of law. This Report is confidential and proprietary to MIPL. The Subscriber and/or any other person(s) may not reproduce, publish or disclose any of the contents of the Report to others without the express authorization of MIPL. This Report is prepared and issued to the Subscriber without any risk, responsibility or liability on the part of MIPL or its officials.

16	No. of employees	No
17	Details of sister concerns	Yes
18	Major suppliers	No
19	Major customers	No
20	Banking Details	Yes
21	Banking facility details	Yes
22	Conduct of the banking account	--
23	Financials, if provided	Yes
24	Capital in the business	Yes
25	Last accounts filed at ROC, if applicable	Yes
26	Turnover of firm for last three years	Yes
27	Reasons for variation <> 20%	--
28	Estimation for coming financial year	No
29	Profitability for last three years	Yes
30	Major shareholders, if available	Yes
31	External Agency Rating, if available	No
32	Litigations that the firm/promoter involved in	--
33	Market information	--
34	Payments terms	No
35	Negative Reporting by Auditors in the Annual Report	No

CORPORATE INFORMATION: (As on 31.03.2017)

The Company was incorporated on 27th October, 1986 and the CIN being L24110TG1986PLC006885. The Company is engaged in the business of Manufacturing and trading of Pharmaceuticals, Drugs and Intermediates.

UNSECURED LOANS:

Particulars	31.03.2018 INR In Million	31.03.2017 INR In Million
Long-term Borrowings		
From Directors & their relatives	NA	29.077
Total	NA	29.077

STATEMENT OF UNAUDITED FINANCIAL RESULTS FOR THE QUARTER ENDED 30.06.2018

(INR In Million)

Particulars	Quarter Ended
	30.06.2018
	Unaudited
INCOME FROM OPERATIONS	

DISCLAIMER : This Report is **PRIVATE & CONFIDENTIAL** and it is prepared at the request of and for its use by the Subscriber only. The Subscriber shall use the contents of the Report merely as an aid to its business. Mira Inform Private Limited ("MIPL") has collated information/data in the Report, which have not been verified unless otherwise specifically mentioned in the Report. The Subscriber shall independently verify the accuracy and correctness of the information/data before in any way acting upon the same. MIPL shall not be liable for any harm, injury, loss or damage caused to the Subscriber due to default by the Subscriber's debtors/beneficiaries in fulfilling their obligations of any nature whatsoever. This Report or any of its portion shall not be used as a documentary evidence or otherwise before any investigative agencies or forum of law. This Report is confidential and proprietary to MIPL. The Subscriber and/or any other person(s) may not reproduce, publish or disclose any of the contents of the Report to others without the express authorization of MIPL. This Report is prepared and issued to the Subscriber without any risk, responsibility or liability on the part of MIPL or its officials.

Net Sales			332.644
Other Operating Income			0.474
Total Income from Operations			333.118
EXPENSES			
Cost of materials consumed			258.623
Changes in inventories of finished goods and work-in-progress			2.573
Employee benefits expense			8.859
Finance costs			6.716
Depreciation and Amortization expenses			4.192
Other Expenditure			49.230
Total expenses			330.193
Profit / (Loss) before Tax			2.925
Tax Expense			(4.373)
Profit / (Loss) after Tax			7.298
Basic and Diluted (EPS)			0.43

Notes:

1. The company adopted Indian Accounting Standards (IND AS) from 1st April, 2017 and accordingly these results have been prepared in accordance with the recognition and measurement principles laid down in the Ind AS 34, Interim Financial Reporting prescribed under Section 133 of the Companies Act, 2013 read with the relevant rules issued thereunder and other accounting pronouncements generally accepted in India. Financial results for all the periods presented have been prepared in accordance with the recognition and measurement principles of Ind AS 34.
2. The above Financial Results as recommended by the Audit Committee were considered and approved by the Board of Directors at their meeting held on 14th August, 2018.
3. The Standalone Financial results are reviewed by the Statutory Auditors of the Company as per Regulation 33 of the SEBI (Listing Obligations and Disclosure Requirements) Regulations, 2015.
4. Based on the "Management Approach" as defined in Ind AS 108 - Operating Segments the Chief Operating Decision Maker evaluates Companies performances as one segment. Hence, No Reportable Segments as per Ind AS 108 "Operating.
5. The revenue and Other Expenses for Quarter ending 30th June 2017 include excise duty for that quarter and consequent implementation of GST, revenue for the current quarter does not include any duties. Hence, to that extent excise duty, the revenue and other expenses of this quarter are not comparable with that of corresponding quarter of the previous year.

DISCLAIMER : This Report is **PRIVATE & CONFIDENTIAL** and it is prepared at the request of and for its use by the Subscriber only. The Subscriber shall use the contents of the Report merely as an aid to its business. Mira Inform Private Limited ("MIPL") has collated information/data in the Report, which have not been verified unless otherwise specifically mentioned in the Report. The Subscriber shall independently verify the accuracy and correctness of the information/data before in any way acting upon the same. MIPL shall not be liable for any harm, injury, loss or damage caused to the Subscriber due to default by the Subscriber's debtors/beneficiaries in fulfilling their obligations of any nature whatsoever. This Report or any of its portion shall not be used as a documentary evidence or otherwise before any investigative agencies or forum of law. This Report is confidential and proprietary to MIPL. The Subscriber and/or any other person(s) may not reproduce, publish or disclose any of the contents of the Report to others without the express authorization of MIPL. This Report is prepared and issued to the Subscriber without any risk, responsibility or liability on the part of MIPL or its officials.

INDEX OF CHARGE:

S No	SRN	Charge Id	Charge Holder Name	Date of Creation	Date of Modification	Date of Satisfaction	Amount	Address
1	G44533206	100099452	HERO FINCORP LIMITED	28/04/2017	-	-	13139044.0	34, COMMUNITY CENTRE, BASANT LOKVASANT VIHARNEW DELHIDE110057IN
2	C50871235	10563390	Karnataka Bank Ltd.	31/03/2015	-	-	1995000.0	NAMPALLY BRANCHNAMPALLY STATION ROADHYDERABADTG500001IN
3	C39863295	10541840	Karnataka Bank Ltd.	12/12/2014	-	-	27000000.0	NAMPALLY BRANCHNAMPALLY STATION ROADHYDERABADTG500001IN
4	C33813536	10531652	Axis Bank Limited	15/11/2014	-	-	400000.0	Retail asset centre, 5-2-183/184,3rd floor,RP ROADSECUNDERABADTG500003IN
5	C09881566	10507001	Karnataka Bank Ltd.	15/05/2014	-	-	787000.0	Nampally BranchNampally Satation RoadHyderabadTG500001IN
6	B74261199	10423333	Karnataka Bank Ltd.	17/04/2013	-	-	1350000.0	NAMPALLY BRANCHNAMPALLY STATION ROADHYDERABADAP500001IN
7	B43617190	10365444	KARNATAKA BANK LIMITED	26/06/2012	-	-	56000000.0	NAMPALLY BRANCH,NAMPALLY STATION ROAD,HYDERABADAP500001IN
8	C39864426	10345565	Karnataka Bank Ltd.	07/02/2012	28/11/2014	-	216200000.0	NAMPALLY BRANCHNAMPALLY STATION ROADHYDERABADTG500001IN
9	B11886207	10285063	KARNATAKA BANK LIMITED	31/03/2011	-	-	14000000.0	NAMPALLY BRANCHNAMPALLY STATION ROADHYDERABADAP500001IN
10	A93295	102361	THE	09/08/2	-	-	227000.0	NAMPALLY STATION

DISCLAIMER : This Report is **PRIVATE & CONFIDENTIAL** and it is prepared at the request of and for its use by the Subscriber only. The Subscriber shall use the contents of the Report merely as an aid to its business. Mira Inform Private Limited ("MIPL") has collated information/data in the Report, which have not been verified unless otherwise specifically mentioned in the Report. The Subscriber shall independently verify the accuracy and correctness of the information/data before in any way acting upon the same. MIPL shall not be liable for any harm, injury, loss or damage caused to the Subscriber due to default by the Subscriber's debtors/beneficiaries in fulfilling their obligations of any nature whatsoever. This Report or any of its portion shall not be used as a documentary evidence or otherwise before any investigative agencies or forum of law. This Report is confidential and proprietary to MIPL. The Subscriber and/or any other person(s) may not reproduce, publish or disclose any of the contents of the Report to others without the express authorization of MIPL. This Report is prepared and issued to the Subscriber without any risk, responsibility or liability on the part of MIPL or its officials.

	053	74	KARNAT AKA BANK LTD.	010				ROAD BRANCHNAMPALLYHYDE RABADAP500001IN
11	A54766 555	101380 18	KARNAT AKA BANK LIMITED	06/12/2 008	-	-	16000000.0	NAMPALLY STATION ROADNAMPALLY BRANCHHYDERBADAP50 0001IN
12	A82816 588	901164 54	KARNAT AKA BANK LIMITED	17/01/2 005	15/03/20 10	-	30000000.0	NAMPALLY BRANCHNAMPALLY STATION ROADHYDERABADAP5000 01IN
13	Y10211 848	901190 43	KANATA KA BANK LTD.	07/03/2 001	-	-	1000000.0	NAMPALLYHYDERABADA PIN
14	Y10207 809	901150 04	KANATA KA BANK LTD.	08/04/1 993	10/02/20 03	-	500000.0	NAMPALLY BRANCHHYDERABADAPI N
15	Y10211 037	901182 32	UNITED BANK OF INDIA	18/11/1 988	-	-	120000.0	HYDERABAD BRANCHHYDERABADAPI N
16	C04034 336	102817 93	Canara Bank	24/02/2 011	14/06/20 11	13/05/2 014	128154535.0	NAMPALLY BRANCHNAMPALLY STATION ROADHYDERABADAP5000 01IN
17	B86120 755	901192 42	Karnatak a Bank Ltd.	08/01/2 004	-	16/09/2 013	42320.0	NAMPALLYHYDERABADA PIN
18	B86123 205	100066 65	Karnatak a Bank Ltd.	04/05/2 006	-	16/09/2 013	4000000.0	NAMPALLY BRANCHHYDERABADAP5 00027IN
19	B86791 209	901184 47	Karnatak a Bank Ltd.	08/04/1 993	28/08/20 03	16/09/2 013	500000.0	NAMPALLYHYDERABADA PIN
20	B85956 316	100296 65	Karnatak a Bank Ltd.	06/12/2 006	-	16/09/2 013	578000.0	NAMPALLY BRANCHNAMPALLY STATION ROADHYDERABADAP5000 01IN
21	B86121 449	102263 21	Karnatak a Bank Ltd.	11/06/2 010	-	16/09/2 013	630000.0	NAMPALLY BRANCHNAMPALLY STATION ROADHYDERABADAP5000 01IN

22	B82256 918	901190 51	Karnatak a Bank Ltd.	30/03/2 001	-	25/07/2 013	2000000.0	NAMPALLY ROADHYDERABADAPIN
23	B82269 572	901192 12	Karnatak a Bank Ltd.	16/09/2 003	-	25/07/2 013	3400000.0	NAMPALLYHYDERABADA PIN
24	B82251 885	901179 07	Karnatak a Bank Ltd.	28/02/2 004	-	24/07/2 013	485000.0	NAMPALLY ROADHYDERABADAPIN
25	B82262 452	101045 05	Karnatak a Bank Ltd.	20/05/2 008	-	23/07/2 013	598000.0	NAMPALLY STATION ROADNAMPALLY BRANCHHYDERABADAP5 00001IN
26	B82247 024	101380 16	Karnatak a Bank Ltd.	06/12/2 008	-	23/07/2 013	10000000.0	NAMPALLY STATION ROADNAMPALLY BRANCHHYDERBADAP50 0001IN
27	B12149 365	100304 76	UNION BANK OF INDIA	15/12/2 006	16/04/20 11	09/05/2 011	40000000.0	JUBILEE HILLS BRANCHPLOT NO.1129, ROAD NO.36HYDERABADAP5000 33IN
28	A93222 974	101678 58	KOTAK MAHIND RA BANK LIMITED	25/06/2 009	-	30/08/2 010	5000000.0	36-38A, NARIMAN BHAVAN, 227,D,NARIMAN POINT,MUMBAIMH400021I N


CONTINGENT LIABILITIES: (As on 31.03.2017)

a) The contingent liabilities as on 31st March, 2017 are as follows:

1. Letters of Credit worth INR 50.076 Million were outstanding at the end of the year.
2. Excise Department raised a demand of INR 1.003 Million for the F.Y. 2010-11 and F.Y.2011- 12. The company filed an appeal and the same is pending for disposal.
3. Income Tax Department raised a demand of INR 0.709 Million for the F.Y. 2013-14, F.Y. 2014-15 and Prior years for Interest on Late filing of TDS Returns. The company filed an appeal and the same is pending for disposal.
4. Mumbai sales tax authorities raised a demand of INR 8.820 Million for the F. Y.2008-09, 2009-10 and 2010-11. The Company paid an amount of INR 1.729 Million in lieu of the above demand. The company filed an appeal and the same is pending before the authorities.

b) Estimated amount of contracts remaining to be executed on Capital Accounts and not provided for – NIL.

FIXED ASSETS:

- Land
 - Factory building
 - Administrative building
 - Plant and Machinery
 - Testing equipment
 - Furniture and Fixture
 - Electrical fittings
 - Computer
 - Vehicles
 - Modixerox
 - Generator Set
 - Air conditioner
- 

CMT REPORT (Corruption, Money Laundering & Terrorism]

The Public Notice information has been collected from various sources including but not limited to: **The Courts, India Prisons Service, Interpol, etc.**

1] INFORMATION ON DESIGNATED PARTY

No records exist designating subject or any of its beneficial owners, controlling shareholders or senior officers as terrorist or terrorist organization or whom notice had been received that all financial transactions involving their assets have been blocked or convicted, found guilty or against whom a judgement or order had been entered in a proceedings for violating money-laundering, anti-corruption or bribery or international economic or anti-terrorism sanction laws or whose assets were seized, blocked, frozen or ordered forfeited for violation of money laundering or international anti-terrorism laws.

2] Court Declaration :

No records exist to suggest that subject is or was the subject of any formal or informal allegations, prosecutions or other official proceeding for making any prohibited payments or other improper payments to government officials for engaging in prohibited transactions or with designated parties.

3] Asset Declaration :

No records exist to suggest that the property or assets of the subject are derived from criminal conduct or a prohibited transaction.

4] Record on Financial Crime :

Charges or conviction registered against subject: **None**

5] Records on Violation of Anti-Corruption Laws :

Charges or investigation registered against subject: **None**

6] Records on Int'l Anti-Money Laundering Laws/Standards :

Charges or investigation registered against subject: **None**

7] Criminal Records

No available information exist that suggest that subject or any of its principals have been formally charged or convicted by a competent governmental authority for any financial crime or under any formal investigation by a competent government authority for any violation of anti-corruption laws or international anti-money laundering laws or standard.

8] Affiliation with Government :

No record exists to suggest that any director or indirect owners, controlling shareholders, director, officer or employee of the company is a government official or a family member or close business associate of a Government official.

9] Compensation Package :

Our market survey revealed that the amount of compensation sought by the subject is fair and reasonable and comparable to compensation paid to others for similar services.

10] Press Report :

No press reports / filings exists on the subject.

CORPORATE GOVERNANCE

MIRA INFORM as part of its Due Diligence do provide comments on Corporate Governance to identify management and governance. These factors often have been predictive and in some cases have created vulnerabilities to credit deterioration.

Our Governance Assessment focuses principally on the interactions between a company's management, its Board of Directors, Shareholders and other financial stakeholders.

CONTRAVENTION

Subject is not known to have contravened any existing local laws, regulations or policies that prohibit, restrict or otherwise affect the terms and conditions that could be included in the agreement with the subject.

FOREIGN EXCHANGE RATES

Currency	Unit	INR
US Dollar	1	INR 72.34
UK Pound	1	INR 94.38
Euro	1	INR 83.93

INFORMATION DETAILS

Information Gathered by :	SHN
Analysis Done by :	PRY
Report Prepared by :	BHG

SCORE FACTORS

DEMERIT POINTS		
--BANK CHARGES	YES/NO	YES
--LITIGATION	YES/NO	NO
--OTHER ADVERSE INFORMATION	YES/NO	NO
MERIT POINTS		
--SOLE DISTRIBUTORSHIP	YES/NO	NO
--EXPORT ACTIVITIES	YES/NO	NO
--AFFILIATION	YES/NO	YES
--LISTED	YES/NO	YES
--OTHER MERIT FACTORS	YES/NO	YES

RATING EXPLANATIONS

Credit Rating	Explanation	Rating Comments
A++	Minimum Risk	Business dealings permissible with minimum risk of default
A+	Low Risk	Business dealings permissible with low risk of default
A	Acceptable Risk	Business dealings permissible with moderate risk of default
B	Medium Risk	Business dealings permissible on a regular monitoring basis
C	Medium High Risk	Business dealings permissible preferably on secured basis
D	High Risk	Business dealing not recommended or on secured terms only
NB	New Business	No recommendation can be done due to business in infancy stage
NT	No Trace	No recommendation can be done as the business is not traceable

NB is stated where there is insufficient information to facilitate rating. However, it is not to be considered as unfavourable.

This score serves as a reference to assess SC's credit risk and to set the amount of credit to be extended. It is calculated from a composite of weighted scores obtained from each of the major sections of this report. The assessed factors are as follows:

- Financial condition covering various ratios
- Company background and operations size
- Promoters / Management background
- Payment record
- Litigation against the subject
- Industry scenario / competitor analysis
- Supplier / Customer / Banker review (wherever available)

DISCLAIMER : This Report is **PRIVATE & CONFIDENTIAL** and it is prepared at the request of and for its use by the Subscriber only. The Subscriber shall use the contents of the Report merely as an aid to its business. Mira Inform Private Limited ("MIPL") has collated information/data in the Report, which have not been verified unless otherwise specifically mentioned in the Report. The Subscriber shall independently verify the accuracy and correctness of the information/data before in any way acting upon the same. MIPL shall not be liable for any harm, injury, loss or damage caused to the Subscriber due to default by the Subscriber's debtors/beneficiaries in fulfilling their obligations of any nature whatsoever. This Report or any of its portion shall not be used as a documentary evidence or otherwise before any investigative agencies or forum of law. This Report is confidential and proprietary to MIPL. The Subscriber and/or any other person(s) may not reproduce, publish or disclose any of the contents of the Report to others without the express authorization of MIPL. This Report is prepared and issued to the Subscriber without any risk, responsibility or liability on the part of MIPL or its officials.