

## MIRA INFORM REPORT

Report No. :	529087
Report Date :	11.09.2018

### IDENTIFICATION DETAILS

Name :	SENSATA TECHNOLOGIES HOLDING COMPANY MEXICO B.V.
Registered Office :	Jan Tinbergenstraat 80 7559SP Hengelo
Country :	Netherlands
Financials (as on) :	31.12.2015
Date of Incorporation :	21.02.2006
Com. Reg. No.:	34243025
Legal Form :	Private Limited Company
Line of Business :	Financial holding.
No. of Employees :	Not Available

### RATING & COMMENTS

(Mira Inform has adopted New Rating mechanism w.e.f. 23<sup>rd</sup> January 2017)

MIRA's Rating :	A
-----------------	---

Credit Rating	Explanation	Rating Comments
A	Acceptable Risk	Business dealings permissible with moderate risk of default

Status :	Satisfactory
Payment Behaviour :	No Complaints
Litigation :	Clear

#### NOTES :

Any query related to this report can be made on e-mail : [infodept@mirainform.com](mailto:infodept@mirainform.com) while quoting report number, name and date.

**DISCLAIMER :** This Report is **PRIVATE & CONFIDENTIAL** and it is prepared at the request of and for its use by the Subscriber only. The Subscriber shall use the contents of the Report merely as an aid to its business. Mira Inform Private Limited ("MIPL") has collated information/data in the Report, which have not been verified unless otherwise specifically mentioned in the Report. The Subscriber shall independently verify the accuracy and correctness of the information/data before in any way acting upon the same. MIPL shall not be liable for any harm, injury, loss or damage caused to the Subscriber due to default by the Subscriber's debtors/beneficiaries in fulfilling their obligations of any nature whatsoever. This Report or any of its portion shall not be used as a documentary evidence or otherwise before any investigative agencies or forum of law. This Report is confidential and proprietary to MIPL. The Subscriber and/or any other person(s) may not reproduce, publish or disclose any of the contents of the Report to others without the express authorization of MIPL. This Report is prepared and issued to the Subscriber without any risk, responsibility or liability on the part of MIPL or its officials.

**ECGC Country Risk Classification List**

Country Name	Previous Rating (31.12.2017)	Current Rating (01.04.2018)
Netherlands	A1	A1

Risk Category	ECGC Classification
Insignificant	A1
Low Risk	A2
Moderately Low Risk	B1
Moderate Risk	B2
Moderately High Risk	C1
High Risk	C2
Very High Risk	D

## **NETHERLANDS - ECONOMIC OVERVIEW**

The Netherlands, the sixth-largest economy in the European Union, plays an important role as a European transportation hub, with a consistently high trade surplus, stable industrial relations, and low unemployment. Industry focuses on food processing, chemicals, petroleum refining, and electrical machinery. A highly mechanized agricultural sector employs only 2% of the labor force but provides large surpluses for food-processing and underpins the country's status as the world's second largest agricultural exporter.

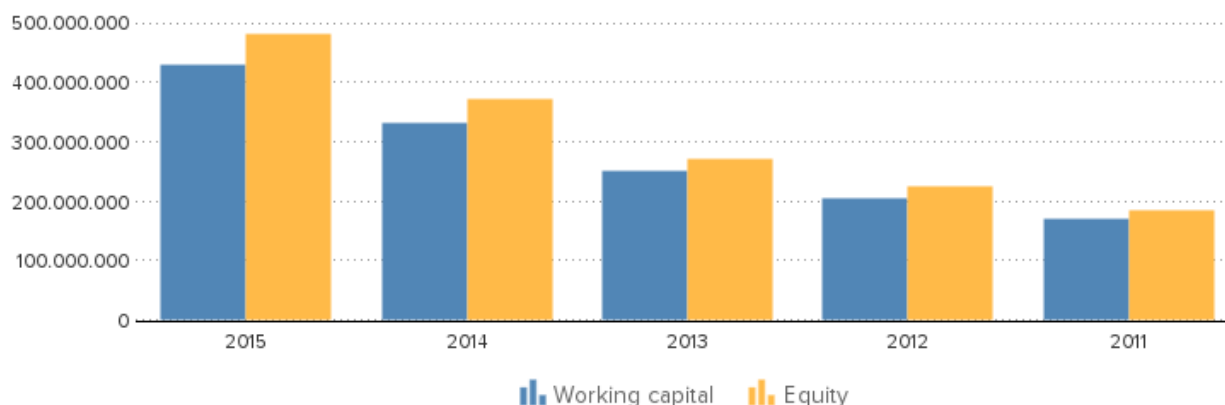
The Netherlands is part of the euro zone, and as such, its monetary policy is controlled by the European Central Bank. The Dutch financial sector is highly concentrated, with four commercial banks possessing over 80% of banking assets, and is four times the size of Dutch GDP.

In 2008, during the financial crisis, the government budget deficit hit 5.3% of GDP. Following a protracted recession from 2009 to 2013, during which unemployment doubled to 7.4% and household consumption contracted for four consecutive years, economic growth began inching forward in 2014. Since 2010, Prime Minister Mark RUTTE's government has implemented significant austerity measures to improve public finances and has instituted broad structural reforms in key policy areas, including the labor market, the housing sector, the energy market, and the pension system. In 2017, the government budget returned to a surplus of 0.7% of GDP, with economic growth of 3.2%, and GDP per capita finally surpassed pre-crisis levels. The fiscal policy announced by the new government in the 2018-2021 coalition plans for increases in government consumption and public investment, fueling domestic demand and household consumption and investment. The new government's policy also plans to increase demand for workers in the public and private sector, forecasting a further decline in the unemployment rate, which hit 4.8% in 2017.

Source : CIA

## COMPANY NAME AND SUMMARY

Company name	Sensata Technologies Holding Company Mexico B.V.				
Operative address	Jan Tinbergenstraat 80 7559SP HENGELLO Netherlands				
Status	Active				
Specification	This company can meet all its obligations.				
Legal form	Private Limited Company				
Registration number	KvK-nummer: 34243025				
VAT-number	815458010				
European VAT-number	NL815458010B01				
Year	2015	Mutation	2014	Mutation	2013
Fixed assets	49.921.928	21,48	41.093.794	90,82	21.535.060
Total receivables	422.464.432	33,64	316.120.427	468,27	55.628.310
Total equity	479.847.552	29,00	371.988.944	37,03	271.466.180
Short term liabilities	52.009.739	-4,85	54.659.392	30,28	41.956.349
Net result	65.011.485	3,52	62.801.221	11,02	56.568.778
Working capital	429.925.625	29,93	330.895.150	32,39	249.931.121
Quick ratio	8,13	40,66	5,78	-6,02	6,15



## CONTACT INFORMATION

Company name	Sensata Technologies Holding Company Mexico B.V.
Trade names	Sensata Technologies Holding Company Mexico B.V. Sensata Technologies Holding Company Mexico B.V.
Operative address	Jan Tinbergenstraat 80 7559SP HENGELLO Netherlands
Correspondence address	Jan Tinbergenstraat 80 7559SP HENGELLO Netherlands

**DISCLAIMER** : This Report is **PRIVATE & CONFIDENTIAL** and it is prepared at the request of and for its use by the Subscriber only. The Subscriber shall use the contents of the Report merely as an aid to its business. Mira Inform Private Limited ("MIPL") has collated information/data in the Report, which have not been verified unless otherwise specifically mentioned in the Report. The Subscriber shall independently verify the accuracy and correctness of the information/data before in any way acting upon the same. MIPL shall not be liable for any harm, injury, loss or damage caused to the Subscriber due to default by the Subscriber's debtors/beneficiaries in fulfilling their obligations of any nature whatsoever. This Report or any of its portion shall not be used as a documentary evidence or otherwise before any investigative agencies or forum of law. This Report is confidential and proprietary to MIPL. The Subscriber and/or any other person(s) may not reproduce, publish or disclose any of the contents of the Report to others without the express authorization of MIPL. This Report is prepared and issued to the Subscriber without any risk, responsibility or liability on the part of MIPL or its officials.

Telephone number 0546-879555  
Fax number 0546 870535

## **REGISTRATION**

Registration number KvK-nummer: 34243025  
Branch number 000017840139  
VAT-number 815458010  
European VAT-number NL815458010B01  
Status Active  
First registration company register 2006-02-21  
Memorandum 2006-02-21  
Establishment date 2006-02-21  
Legal form Private Limited Company  
Issued placed capital EUR 18.000  
Paid up share capital EUR 18.000

## **ACTIVITIES**

SBI 6420: Financial holding  
Exporter No  
Importer No

## **RELATIONS**

Shareholders Sensata Technologies B.V.  
Jan Tinbergenstraat 80  
7559SP HENGELO  
Netherlands  
Registration number: 27165498  
Percentage: 100%

Affiliates Sensata Technologies Holland B.V.  
Jan Tinbergenstraat 80  
7559SP Hengelo  
Netherlands  
Registration number: 34243027

Sensata Technologies Holding Company US B.V.  
Jan Tinbergenstraat 80  
7559SP HENGELO  
Netherlands  
Registration number: 34243605

---

**SENSATA TECHNOLOGIES HOLDING COMPANY MEXICO B.V. - 529087 PAGE NO. : 6**

---

Companies on same address

CDI Netherlands B.V.  
Registration number: 33297280

Sensata Technologies B.V.  
Registration number: 27165498

Personeelsvereniging Sensata Technologies Holland  
Registration number: 40074638

Sensata Technologies Holland B.V.  
Registration number: 34243027

Sensata Technologies Intermediate Holding B.V.  
Registration number: 34243026

Sensata Technologies Holding Company US B.V.  
Registration number: 34243605

Sensata Technologies Us Coöperatief U.A.  
Registration number: 56630573

## **REAL ESTATE**

Details operative address

Surface area: 12598 m2  
Purpose: Industrial function  
Construction year: 2017  
Status: Building in use  
Under investigation: No

## **MANAGEMENT**

Active management

G.H. Ensing Gerrit Hendrik  
Netherlands  
Competence: Fully authorized  
Function: Manager  
Starting date: 2015-05-07  
Date of birth: 1973-09-18, Haelen, NL  
Involved with the following companies:  
Sensata Technologies Co-op Holding B.V.  
Kolthofsingel 8  
7602EM ALMELO  
Netherlands  
Registration number: 08221531  
Status: Dissolved

Function: Manager  
Starting date: 2015-05-07

Sensata Technologies Intermediate Holding B.V.  
Jan Tinbergenstraat 80  
7559SP HENGELO  
Netherlands  
Registration number: 34243026  
Function: Manager  
Starting date: 2015-05-07

Sensata Technologies Holding Company US B.V.  
Jan Tinbergenstraat 80  
7559SP HENGELO  
Netherlands  
Registration number: 34243605  
Function: Manager  
Starting date: 2015-05-07

Sensata Technologies B.V.  
Jan Tinbergenstraat 80  
7559SP HENGELO  
Netherlands  
Registration number: 27165498  
Function: Manager  
Starting date: 2015-05-07

Sensata Technologies Holland B.V.  
Jan Tinbergenstraat 80  
7559SP Hengelo  
Netherlands  
Registration number: 34243027  
Function: Manager  
Starting date: 2015-05-07

Sensata Technologies Holland B.V.  
Jan Tinbergenstraat 80  
7559SP Hengelo  
Netherlands  
Registration number: 34243027  
Function: Proxy  
Starting date: 2011-05-01

Tennisvereniging 'De Mossendam'  
De Havezate 1  
7471BC GOOR  
Netherlands  
Registration number: 40073628  
Function: Treasurer

Starting date: 2016-09-05

P. Chawla Paul  
Netherlands  
Competence: Fully authorized  
Function: Manager  
Starting date: 2015-11-16  
Date of birth: 1965-09-01, Londen, GB  
Involved with the following companies:  
CDI Netherlands B.V.  
Jan Tinbergenstraat 80  
7559SP HENGEL  
Netherlands  
Registration number: 33297280  
Function: Manager  
Starting date: 2015-11-16

Sensata Technologies Co-op Holding B.V.  
Kolthofsingel 8  
7602EM ALMELO  
Netherlands  
Registration number: 08221531  
Status: Dissolved  
Function: Manager  
Starting date: 2015-11-16

Sensata Technologies Intermediate Holding B.V.  
Jan Tinbergenstraat 80  
7559SP HENGEL  
Netherlands  
Registration number: 34243026  
Function: Manager  
Starting date: 2015-11-16

Sensata Technologies Holding Company US B.V.  
Jan Tinbergenstraat 80  
7559SP HENGEL  
Netherlands  
Registration number: 34243605  
Function: Manager  
Starting date: 2015-11-16

Sensata Technologies B.V.  
Jan Tinbergenstraat 80  
7559SP HENGEL  
Netherlands  
Registration number: 27165498  
Function: Manager  
Starting date: 2015-11-16

## **PAYMENTS**

Description	No Complaints					
Payments within industry	Last quarter	Last year				
Average payment period (days)	41	39				
Average delay (days)	23	21				
Quarter	Not overdue	1-30	31-60	61-90	91-120	121+
2018 Q3	62,00%	28,00%	5,00%	1,00%	1,00%	3,00%
2018 Q2	53,00%	32,00%	6,00%	2,00%	1,00%	7,00%
2018 Q1	58,00%	28,00%	6,00%	2,00%	2,00%	3,00%
2017 Q4	60,00%	28,00%	4,00%	2,00%	2,00%	5,00%
2017 Q3	55,00%	34,00%	5,00%	2,00%	2,00%	3,00%

The above data is an indication of the average payment behaviour of the client. the payment experiences can be affected by disputes, payment arrangements, etc.

## **KEY FIGURES**

Year	2015	2014	2013	2012	2011
Quick ratio	8,13	5,78	6,15	5,51	4,79
Current ratio	9,27	7,05	6,96	6,36	5,72
Working capital/ balance total	0,81	0,78	0,80	0,78	0,77
Equity / balance total	0,90	0,87	0,87	0,85	0,84
Equity / Fixed assets	9,61	9,05	12,61	11,51	13,53
Equity / liabilities	9,23	6,81	6,47	5,87	5,10
Balance total / liabilities	10,23	7,81	7,47	6,87	6,10
Working capital	429.925.625	330.895.150	249.931.121	205.113.695	171.341.694
Equity	479.847.552	371.988.944	271.466.180	224.621.048	185.017.404
Mutation equity	29,00	37,03	20,86	21,41	31,83
Mutation short term liabilities	-4,85	30,28	9,72	5,37	-17,74
Return on total assets (ROA)	12,26	14,75	18,51	16,55	18,55
Return on equity (ROE)	13,59	16,91	21,37	19,37	22,19
Gross profit margin	16,42	17,57	20,35	15,83	13,66
Net profit margin	16,42	17,70	19,16	14,68	13,32
Average collection ratio	7,61	6,49	7,04	7,55	8,27
Average payment ratio	0,94	1,12	5,31	5,52	5,67
Equity turnover ratio	0,83	0,95	1,09	1,29	1,62
Total assets turnover ratio	0,74	0,83	0,94	1,10	1,36
Fixed assets turnover ratio	7,93	8,63	13,71	14,81	21,96
Inventory conversion ratio	6,70	5,11	8,68	8,84	8,85
Turnover	395.937.379	354.815.738	295.265.035	288.879.046	300.300.666
Gross margin	74.953.619	68.616.225	60.939.745	46.420.344	44.336.506
Operating result	64.994.033	62.335.856	60.083.389	45.738.216	41.027.131
Net result after taxes	65.011.485	62.801.221	56.568.778	42.401.093	40.007.732
Cashflow			56.660.142		40.099.702
Gross profit					300.300.666

**DISCLAIMER** : This Report is **PRIVATE & CONFIDENTIAL** and it is prepared at the request of and for its use by the Subscriber only. The Subscriber shall use the contents of the Report merely as an aid to its business. Mira Inform Private Limited ("MIPL") has collated information/data in the Report, which have not been verified unless otherwise specifically mentioned in the Report. The Subscriber shall independently verify the accuracy and correctness of the information/data before in any way acting upon the same. MIPL shall not be liable for any harm, injury, loss or damage caused to the Subscriber due to default by the Subscriber's debtors/beneficiaries in fulfilling their obligations of any nature whatsoever. This Report or any of its portion shall not be used as a documentary evidence or otherwise before any investigative agencies or forum of law. This Report is confidential and proprietary to MIPL. The Subscriber and/or any other person(s) may not reproduce, publish or disclose any of the contents of the Report to others without the express authorization of MIPL. This Report is prepared and issued to the Subscriber without any risk, responsibility or liability on the part of MIPL or its officials.

**SENSATA TECHNOLOGIES HOLDING COMPANY MEXICO B.V. - 529087 PAGE NO. : 10**

EBIT	64.994.033	62.335.856	60.083.389	45.738.216	41.027.131
EBITDA			60.174.753		41.119.101
Summary					

The 2015 financial result structure is a positive working capital of 429.925.625 euro, which is in agreement with 81 % of the total assets of the company.

The working capital has increased with 29.93 % compared to previous year. The ratio, with respect to the total assets of the company has however, increased.

The improvement between 2014 and 2015 has mainly been caused by a change of the current assets.

The current ratio of the company in 2015 was 9.27. If the current ratio exceeds 3.0, the company may not be using its current assets or its short-term financing facilities efficiently .

The quick ratio in 2015 of the company was 8.13. A company with a Quick Ratio of more than 1 can currently pay back its current liabilities.

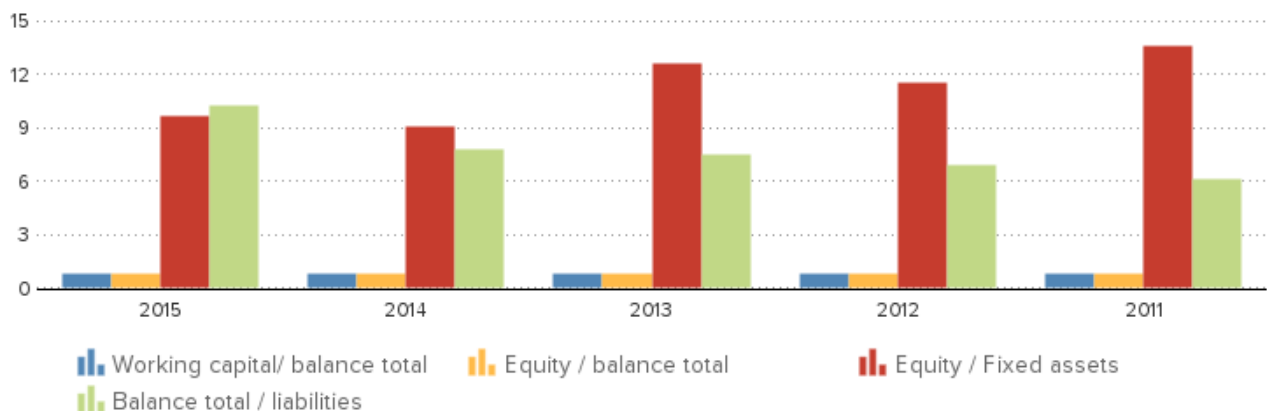
The 2014 financial result structure is a positive working capital of 330.895.150 euro, which is in agreement with 78 % of the total assets of the company.

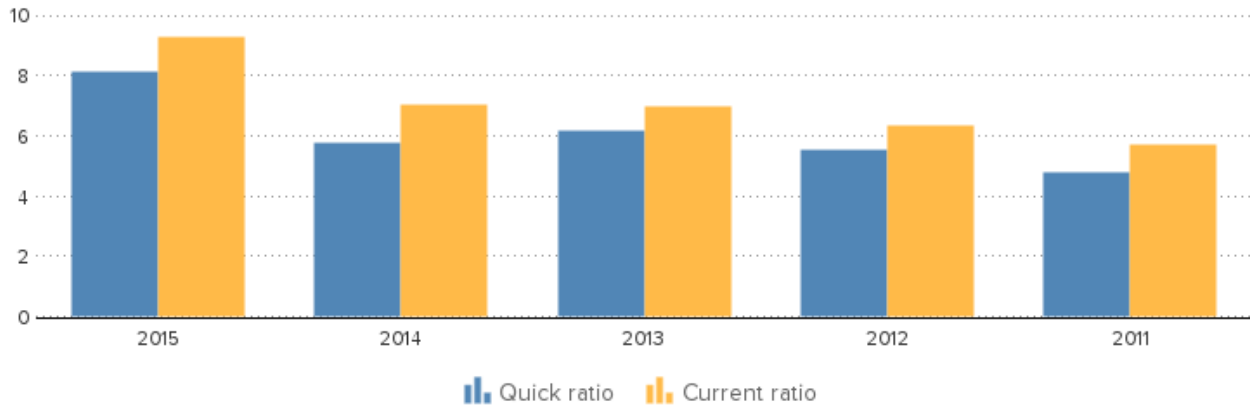
The working capital has increase with 32.39 % compared to previous year. The ratio with respect to the total assets of the company has however, declined.

The improvement between 2013 and 2014 has mainly been caused by a change of the current assets.

The current ratio of the company in 2014 was 7.05. If the current ratio exceeds 3.0, the company may not be using its current assets or its short-term financing facilities efficiently .

The quick ratio in 2014 of the company was 5.78. A company with a Quick Ratio of more than 1 can currently pay back its current liabilities.





## FINANCIAL STATEMENT

Last annual account	2015
Remark annual account	Although the statutory period has expired, the company's annual reports are not yet published.
Type of annual account	Corporate
Annual account	Sensata Technologies Holding Company Mexico B.V. Jan Tinbergenstraat 80 7559SP HENGELLO Netherlands Registration number: <u>34243025</u>

## BALANCE

Year	2015	2014	2013	2012	2011
End date	2015-12-31	2014-12-31	2013-12-31	2012-12-31	2011-12-31
Type of annual account	Corporate	Corporate	Corporate	Corporate	Corporate
Tangible fixed assets	47.449.254	38.876.515	19.583.062	17.467.031	11.595.178
Financial fixed assets	2.472.674	2.217.279	1.951.998	2.040.321	2.080.532
Fixed assets	49.921.928	41.093.794	21.535.060	19.507.353	13.675.710
Total stock	59.098.929	69.434.114	34.006.962	32.694.408	33.928.436
Total receivables	422.464.432	316.120.427	55.628.310	52.288.921	52.990.189
Liquid funds	372.003		202.252.199	158.368.961	120.714.130
Current assets	481.935.364	385.554.542	291.887.470	243.352.290	207.632.755
Total assets	531.857.292	426.648.336	313.422.530	262.859.643	221.308.466
Issued capital	19.289	17.297	15.227	15.916	16.230
Share premium reserve	79.341.421	71.146.493	62.634.328	65.468.397	65.964.918
Other reserves	335.475.357	238.023.933	152.247.847	116.735.642	79.028.525
Non-distributable profit	65.011.485	62.801.221	56.568.778	42.401.093	40.007.732

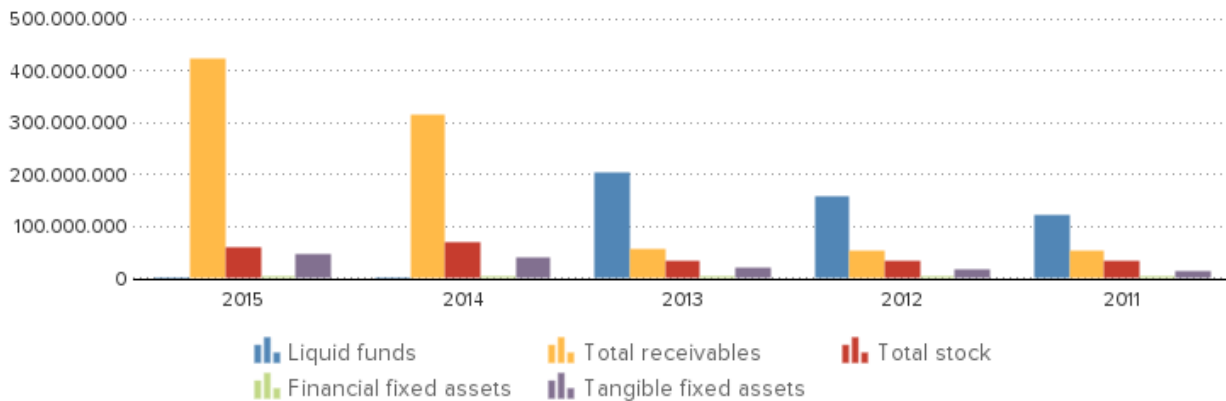
**DISCLAIMER** : This Report is **PRIVATE & CONFIDENTIAL** and it is prepared at the request of and for its use by the Subscriber only. The Subscriber shall use the contents of the Report merely as an aid to its business. Mira Inform Private Limited ("MIPL") has collated information/data in the Report, which have not been verified unless otherwise specifically mentioned in the Report. The Subscriber shall independently verify the accuracy and correctness of the information/data before in any way acting upon the same. MIPL shall not be liable for any harm, injury, loss or damage caused to the Subscriber due to default by the Subscriber's debtors/beneficiaries in fulfilling their obligations of any nature whatsoever. This Report or any of its portion shall not be used as a documentary evidence or otherwise before any investigative agencies or forum of law. This Report is confidential and proprietary to MIPL. The Subscriber and/or any other person(s) may not reproduce, publish or disclose any of the contents of the Report to others without the express authorization of MIPL. This Report is prepared and issued to the Subscriber without any risk, responsibility or liability on the part of MIPL or its officials.

**SENSATA TECHNOLOGIES HOLDING COMPANY MEXICO B.V. - 529087 PAGE NO. : 12**

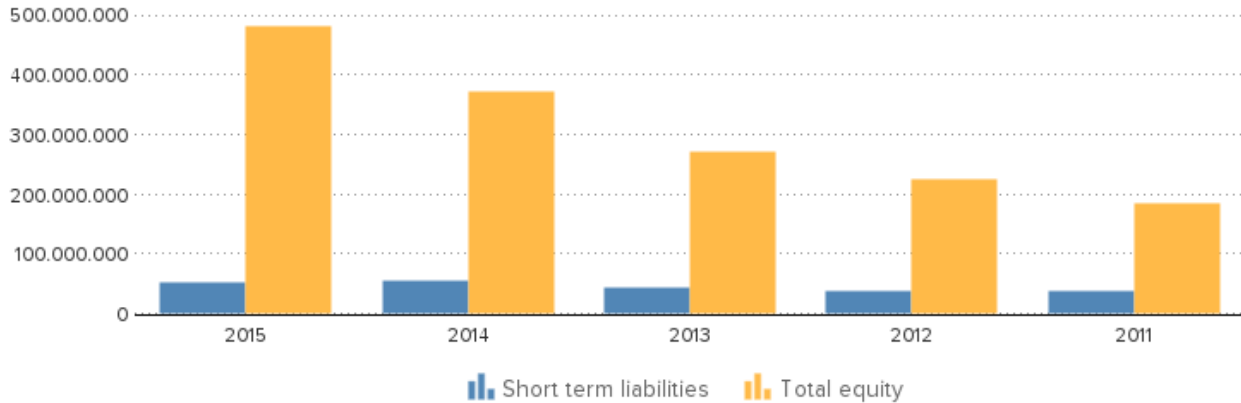
Total reserves	479.828.263	371.971.647	271.450.953	224.605.132	185.001.174
Total equity	479.847.552	371.988.944	271.466.180	224.621.048	185.017.404
Accounts payable			23.919.948	18.512.961	18.530.027
Other short term liabilities			18.036.401	19.725.634	17.761.034
Short term liabilities	52.009.739	54.659.392	41.956.349	38.238.595	36.291.061
Total short and long term liabilities	52.009.739	54.659.392	41.956.349	38.238.595	36.291.061
Total liabilities	531.857.292	426.648.336	313.422.530	262.859.643	221.308.466
Summary	The total assets of the company increased with 24.66 % between 2014 and 2015.				

The fixed asset growth of 21.48 % is lower than the total asset growth. The assets growth has been financed by a Net Worth increase of 29 %. The company's net increase has also covered a reduction of -4.85 % of the company's indebtedness. In 2015 the assets of the company were 9.39 % composed of fixed assets and 90.61 % by current assets. The assets are being financed by an equity of 90.22 %, and total debt of 9.78 %.

The total assets of the company increased with 36.13 % between 2013 and 2014. The total asset increase is retrievable in the fixed asset growth of 90.82 %. The asset growth has mainly been financed by a Net Worth increase of 37.03 %. Debt, however, grew with 30.28 %. In 2014 the assets of the company were 9.63 % composed of fixed assets and 90.37 % by current assets. The assets are being financed by an equity of 87.19 %, and total debt of 12.81 %.



**DISCLAIMER** : This Report is **PRIVATE & CONFIDENTIAL** and it is prepared at the request of and for its use by the Subscriber only. The Subscriber shall use the contents of the Report merely as an aid to its business. Mira Inform Private Limited ("MIPL") has collated information/data in the Report, which have not been verified unless otherwise specifically mentioned in the Report. The Subscriber shall independently verify the accuracy and correctness of the information/data before in any way acting upon the same. MIPL shall not be liable for any harm, injury, loss or damage caused to the Subscriber due to default by the Subscriber's debtors/beneficiaries in fulfilling their obligations of any nature whatsoever. This Report or any of its portion shall not be used as a documentary evidence or otherwise before any investigative agencies or forum of law. This Report is confidential and proprietary to MIPL. The Subscriber and/or any other person(s) may not reproduce, publish or disclose any of the contents of the Report to others without the express authorization of MIPL. This Report is prepared and issued to the Subscriber without any risk, responsibility or liability on the part of MIPL or its officials.



## PROFIT AND LOSS

Year	2015	2014	2013	2012	2011
Revenues	395.937.379	354.815.738	295.265.035	288.879.046	300.503.155
Other operating income					202.489
Net turnover	395.937.379	354.815.738	295.265.035	288.879.046	300.300.666
Gross margin	74.953.619	68.616.225	60.939.745	46.420.344	44.336.506
Amorization and depreciation			91.364		91.970
Sales	320.983.761	286.199.513	234.325.291	682.128	255.964.160
other operating costs	9.959.585	6.280.369	764.992		3.419.894
Operating expenses	330.943.346	292.479.882	235.181.646	243.140.830	259.476.024
Result in subsidiaries			-2.075.992		
Operating result	64.994.033	62.335.856	60.083.389	45.738.216	41.027.131
Financial income			1.450		29.369
Financial expenses				2.226.012	
Financial result	226.876	585.619	1.450	-2.226.012	29.369
Result on ordinary operations before taxes	65.220.909	62.921.475	58.008.848	43.512.204	41.056.499
Taxation on the result of ordinary activities	209.424	120.254	1.440.070	1.111.111	1.048.767
Result of ordinary activities after taxes	65.011.485	62.801.221	56.568.778	42.401.093	40.007.732
Net result	65.011.485	62.801.221	56.568.778	42.401.093	40.007.732
Summary	The turnover of the company grew with 11.59 % between 2014 and 2015.				

The gross profit of the company grew with 9.24 % between 2014 and 2015.

The operating result of the company grew with 4.26 % between 2014 and 2015. This evolution implies an increase of the company's economic profitability.

The result of these changes is a reduction of the company's Economic Profitability of -16.88 % of the analysed period, being equal to 12.26 in the year 2015.

This fall has contributed to a asset turnover decrease, whose index evolved from -10.84 to a level of 0.74.

The Net Result of the company increased by 3.52 % between 2014 and 2015.

The company's Financial Profitability has been negatively affected by the financial activities in comparison to the EBITs behaviour. The result of these variations is a profitability reduction of -19.63 % of the analysed period, being 13.59 in the year 2015.

The company's financial profitability has been positively affected by its financial structure.

The turnover of the company grew with 20.17 % between 2013 and 2014.

The gross profit of the company grew with 12.6 % between 2013 and 2014.

The operating result of the company grew with 3.75 % between 2013 and 2014. This evolution implies an increase of the company's economic profitability.

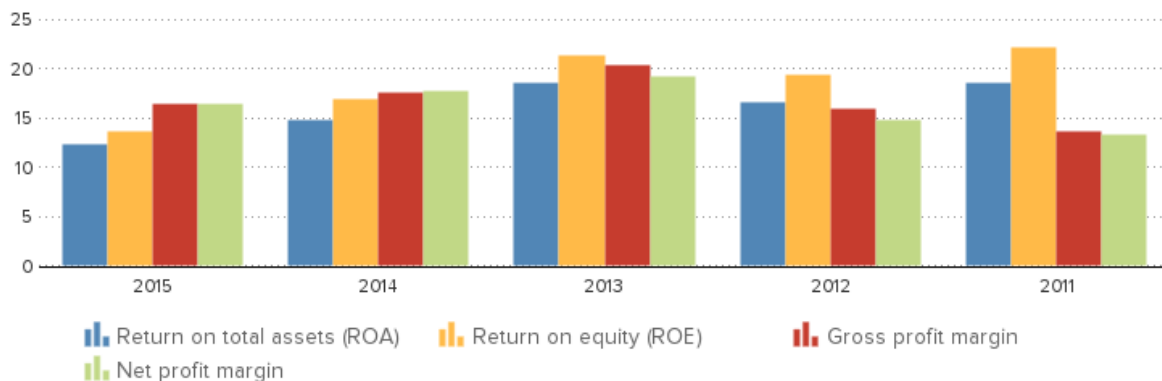
The result of these changes is a reduction of the company's Economic Profitability of -20.31 % of the analysed period, being equal to 14.75 in the year 2014.

This fall has contributed to a asset turnover decrease, whose index evolved from -11.7 to a level of 0.83.

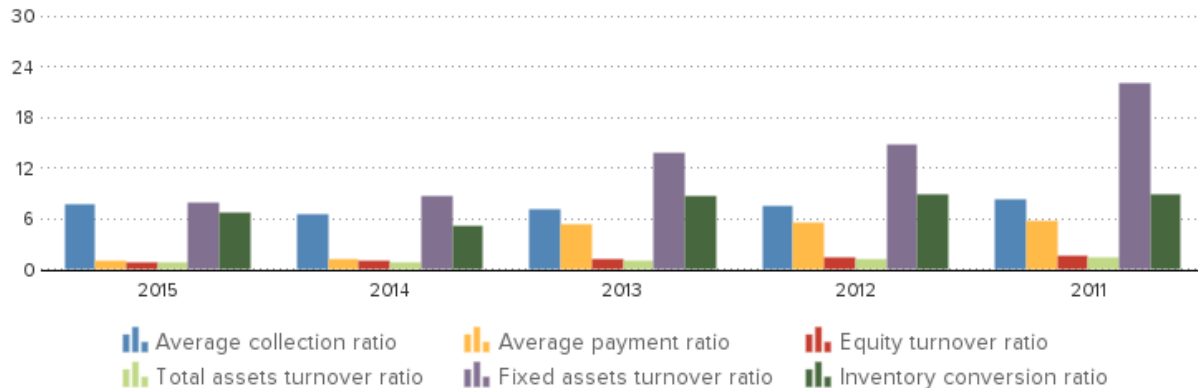
The Net Result of the company increased by 11.02 % between 2013 and 2014.

The company's Financial Profitability has been positively affected by the financial activities in comparison to the EBITs behaviour. The result of these variations is a profitability increase of -20.87 % of the analysed period, being 16.91 in the year 2014.

The company's financial profitability has been positively affected by its financial structure.



**SENSATA TECHNOLOGIES HOLDING COMPANY MEXICO B.V. - 529087 PAGE NO. : 15**



**ANALYSIS**

Branch (SBI)  
Region  
Summary

Financial holding (SBI code 6420)

Twente

In the Netherlands 436199 of the companies are registered with the SBI code 6420

In the region Twente 16310 of the companies are registered with the SBI code 6420

In the Netherlands 800 of the bankruptcies are published within this sector

In the region Twente 50 of the bankruptcies are published within this sector

The risk of this specific sector in the Netherlands is normal

The risk of this specific sector in the region Twente is normal

Year	2015	Company	2014	Company	2013
Equity	31.340.244	479.847.552	31.071.000	371.988.944	30.175.662
Working capital	1.257.444	429.925.625	855.432	330.895.150	624.318
Balance total	65.007.298	531.857.292	66.741.001	426.648.336	67.267.742
Quick ratio	1,12	8,13	1,14	5,78	1,12
Current ratio	1,39	9,27	1,39	7,05	1,36
Equity / balance total	0,61	0,90	0,60	0,87	0,58
Turnover	76.327.835	395.937.379	65.843.557	354.815.737	59.194.142
Net result	1.960.969	65.011.485	1.504.000	62.801.221	1.079.708

**PUBLICATIONS**

Deposits

13-08-2018: De jaarrekening over 2015 is gepubliceerd.

04-10-2017: De jaarrekening over 2014 is gepubliceerd.

30-12-2014: De jaarrekening over 2013 is gepubliceerd.

23-04-2014: De jaarrekening over 2012 is gepubliceerd.

**DISCLAIMER** : This Report is **PRIVATE & CONFIDENTIAL** and it is prepared at the request of and for its use by the Subscriber only. The Subscriber shall use the contents of the Report merely as an aid to its business. Mira Inform Private Limited ("MIPL") has collated information/data in the Report, which have not been verified unless otherwise specifically mentioned in the Report. The Subscriber shall independently verify the accuracy and correctness of the information/data before in any way acting upon the same. MIPL shall not be liable for any harm, injury, loss or damage caused to the Subscriber due to default by the Subscriber's debtors/beneficiaries in fulfilling their obligations of any nature whatsoever. This Report or any of its portion shall not be used as a documentary evidence or otherwise before any investigative agencies or forum of law. This Report is confidential and proprietary to MIPL. The Subscriber and/or any other person(s) may not reproduce, publish or disclose any of the contents of the Report to others without the express authorization of MIPL. This Report is prepared and issued to the Subscriber without any risk, responsibility or liability on the part of MIPL or its officials.

***SENSATA TECHNOLOGIES HOLDING COMPANY MEXICO B.V. - 529087 PAGE NO. : 16***

Functions  
24-11-2015: Per 16-11-2015 is bestuurder Paul Chawla in functie getreden.  
24-11-2015: Per 16-11-2015 is bestuurder Geert Braaksma uit functie getreden.  
03-07-2015: Per 13-05-2015 is bestuurder Marc Ivo Roskam uit functie getreden.  
08-06-2015: Per 07-05-2015 is bestuurder Gerrit Hendrik Ensing in functie getreden.

***COMPANY STRUCTURE***

Relations	6
Company	Registration number
Sensata Technologies Intermediate Holding UK Limited (Swindon, Wiltshire SN4 8S)	
- - Sensata Technologies Intermediate Holding B.V. (HENGELO)	<u>34243026</u>
- -   - - Sensata Technologies B.V. (HENGELO)	<u>27165498</u>
- -   - -   - - Sensata Technologies Holding Company US B.V. (HENGELO)	<u>34243605</u>
- -   - -   - - Sensata Technologies Holland B.V. (Hengelo)	<u>34243027</u>
- -   - -   - - Sensata Technologies Holding Company Mexico B.V. (HENGELO)	<u>34243025</u>

**FOREIGN EXCHANGE RATES**

Currency	Unit	Indian Rupees
US Dollar	1	INR 72.57
UK Pound	1	INR 93.74
Euro	1	INR 83.81
Euro	1	INR 84.18

**Note :** Above are approximate rates obtained from sources believed to be correct

**INFORMATION DETAILS**

<b>Analysis Done by :</b>	PRI
<b>Report Prepared by :</b>	DNS

**DISCLAIMER :** This Report is **PRIVATE & CONFIDENTIAL** and it is prepared at the request of and for its use by the Subscriber only. The Subscriber shall use the contents of the Report merely as an aid to its business. Mira Inform Private Limited ("MIPL") has collated information/data in the Report, which have not been verified unless otherwise specifically mentioned in the Report. The Subscriber shall independently verify the accuracy and correctness of the information/data before in any way acting upon the same. MIPL shall not be liable for any harm, injury, loss or damage caused to the Subscriber due to default by the Subscriber's debtors/beneficiaries in fulfilling their obligations of any nature whatsoever. This Report or any of its portion shall not be used as a documentary evidence or otherwise before any investigative agencies or forum of law. This Report is confidential and proprietary to MIPL. The Subscriber and/or any other person(s) may not reproduce, publish or disclose any of the contents of the Report to others without the express authorization of MIPL. This Report is prepared and issued to the Subscriber without any risk, responsibility or liability on the part of MIPL or its officials.

**RATING EXPLANATIONS**

Credit Rating	Explanation	Rating Comments
A++	Minimum Risk	Business dealings permissible with minimum risk of default
A+	Low Risk	Business dealings permissible with low risk of default
A	Acceptable Risk	Business dealings permissible with moderate risk of default
B	Medium Risk	Business dealings permissible on a regular monitoring basis
C	Medium High Risk	Business dealings permissible preferably on secured basis
D	High Risk	Business dealing not recommended or on secured terms only
NB	New Business	No recommendation can be done due to business in infancy stage
NT	No Trace	No recommendation can be done as the business is not traceable

NB is stated where there is insufficient information to facilitate rating. However, it is not to be considered as unfavourable.

This score serves as a reference to assess SC's credit risk and to set the amount of credit to be extended. It is calculated from a composite of weighted scores obtained from each of the major sections of this report. The assessed factors are as follows:

- Financial condition covering various ratios
- Company background and operations size
- Promoters / Management background
- Payment record
- Litigation against the subject
- Industry scenario / competitor analysis
- Supplier / Customer / Banker review (wherever available)