

MIRA INFORM REPORT

Report No. :	529928
Report Date :	14.09.2018

IDENTIFICATION DETAILS

Name :	EATON LIMITED
Registered Office :	554 Abbey Park Southampton Road Titchfield Fareham PO14 4QA
Country :	United Kingdom
Financials (as on) :	31.12.2016
Date of Incorporation :	30.05.1919
Com. Reg. No.:	00155621
Legal Form :	Private Limited With Share Capital
Line of Business :	Manufacturing operations, including aerospace, vehicle component and hydraulic components.
No. of Employees :	2129

RATING & COMMENTS

(Mira Inform has adopted New Rating mechanism w.e.f. 23rd January 2017)

MIRA's Rating :	C
-----------------	---

Credit Rating	Explanation	Rating Comments
C	Medium High Risk	Business dealings permissible preferably on secured basis

Status :	Moderate
Payment Behaviour :	Slow
Litigation :	Clear

NOTES :

Any query related to this report can be made on e-mail : infodept@mirainform.com while quoting report number, name and date.

DISCLAIMER : This Report is **PRIVATE & CONFIDENTIAL** and it is prepared at the request of and for its use by the Subscriber only. The Subscriber shall use the contents of the Report merely as an aid to its business. Mira Inform Private Limited ("MIPL") has collated information/data in the Report, which have not been verified unless otherwise specifically mentioned in the Report. The Subscriber shall independently verify the accuracy and correctness of the information/data before in any way acting upon the same. MIPL shall not be liable for any harm, injury, loss or damage caused to the Subscriber due to default by the Subscriber's debtors/beneficiaries in fulfilling their obligations of any nature whatsoever. This Report or any of its portion shall not be used as a documentary evidence or otherwise before any investigative agencies or forum of law. This Report is confidential and proprietary to MIPL. The Subscriber and/or any other person(s) may not reproduce, publish or disclose any of the contents of the Report to others without the express authorization of MIPL. This Report is prepared and issued to the Subscriber without any risk, responsibility or liability on the part of MIPL or its officials.

ECGC Country Risk Classification List

Country Name	Previous Rating (31.12.2017)	Current Rating (01.04.2018)
United Kingdom	A1	A1

Risk Category	ECGC Classification
Insignificant	A1
Low Risk	A2
Moderately Low Risk	B1
Moderate Risk	B2
Moderately High Risk	C1
High Risk	C2
Very High Risk	D

UNITED KINGDOM - ECONOMIC OVERVIEW

The UK, a leading trading power and financial center, is the third largest economy in Europe after Germany and France. Agriculture is intensive, highly mechanized, and efficient by European standards, producing about 60% of food needs with less than 2% of the labor force. The UK has large coal, natural gas, and oil resources, but its oil and natural gas reserves are declining; the UK has been a net importer of energy since 2005. Services, particularly banking, insurance, and business services, are key drivers of British GDP growth. Manufacturing, meanwhile, has declined in importance but still accounts for about 10% of economic output.

In 2008, the global financial crisis hit the economy particularly hard, due to the importance of its financial sector. Falling home prices, high consumer debt, and the global economic slowdown compounded the UK's economic problems, pushing the economy into recession in the latter half of 2008 and prompting the then BROWN (Labour) government to implement a number of measures to stimulate the economy and stabilize the financial markets. Facing burgeoning public deficits and debt levels, in 2010 the then CAMERON-led coalition government (between Conservatives and Liberal Democrats) initiated an austerity program, which has continued under the Conservative government. However, the deficit still remains one of the highest in the G7, standing at 3.6% of GDP as of 2017, and the UK has pledged to lower its corporation tax from 20% to 17% by 2020. The UK had a debt burden of 90.4% GDP at the end of 2017.

The UK economy has begun to slow since the referendum vote to leave the EU in June 2016. A sustained depreciation of the British pound has increased consumer and producer prices, weighing on consumer spending without spurring a meaningful increase in exports. The UK has an extensive trade relationship with other EU members through its single market membership, and economic observers have warned the exit will jeopardize its position as the central location for European financial services. Prime Minister MAY is seeking a new "deep and special" trade relationship with the EU following the UK's exit. However, economists doubt that the UK will be able to preserve the benefits of EU membership without the obligations. The UK is expected to officially leave the EU by the end of March 2019.

Source : CIA

COMPANY NAME

EATON LIMITED

COMPANY NO

00155621

COMPANY SUMMARY

Registered Address	554 ABBEY PARK SOUTHAMPTON ROAD TITCHFIELD FAREHAM PO14 4QA
Trading Address	Abbey Park Southampton Road Titchfield Fareham, Hampshire PO14 4QA
Website Address	http://www.eaton.uk.com
Telephone Number	01413317000
Fax Number	
TPS	No
FPS	Yes
Incorporation Date	30/05/1919
Previous Name	
Type	Private limited with Share Capital
FTSE Index	-
Date of Change	-
Filing Date of Accounts	22/11/2017
Currency	GBP
Share Capital	£2,100,001
SIC07	25620
Charity Number	-
SIC07 Description	MACHINING
Principal Activity	Manufacturing operations, including aerospace, vehicle component and hydraulic components.

ADDITIONAL INFORMATION

CCJ's	0 (£0)
No CCJ Information To Display	
Ultimate Holding Company	EATON CORPORATION PUBLIC LIMITED COMPANY
Accountant	-
Mortgages	1
Group	38 companies
Linkages	567 companies
Countries	In 24 countries

KEY FINANCIALS

Year to Date	Turnover	Pre Tax Profit	Shareholder's Funds	Employees
31/12/2016	£348,879,000	-£29,250,000	£2,762,000	2129
31/12/2015	£311,781,000	-£28,233,000	-£12,463,000	2116
31/12/2014	£317,370,000	-£31,939,000	£24,433,000	2187

MORTGAGE SUMMARY

Total Mortgage	1
Outstanding	1
Satisfied	0

TRADE DEBTORS / BAD DEBT SUMMARY

Total Number of Documented Trade	0
Total Value of Documented Trade	£0

COMMENTARY

This company's return on total assets employed ratio indicates a poor or negative return on assets.
This company has made late payments on a medium percentage of invoices.
This company's ratio of total liabilities to total assets indicates the presence of moderate equity funding.
This company trades in an industry with a higher level of corporate failures.

CCJ

Total Number of Exact CCJs -	0	Total Value of Exact CCJs -	
Total Number of Possible CCJs -	0	Total Value of Possible CCJs -	
Total Number of Satisfied CCJs -	0	Total Value of Satisfied CCJs -	
Total Number of Writs -	-		

Total Current Directors	2	Total Current Secretaries	0
Total Previous Directors / Company Secretaries	32	Total Person's With Significant Control	1

Current Directors


Title	Mr	Function	Director
Name	Martin Gerard Mullin	Nationality	British
Date of Birth	05/1966	Present Appointments	6
Latest Address	Abbey Park Southampton Road, Titchfield, Fareham	Appointment Date	10/10/2013
Post Code	PO14 4QA		
Title	Mr	Function	Director
Name	Jorma Mannerkoski	Nationality	Finnish
Date of Birth	02/1965	Present Appointments	2
Latest Address	Abbey Park Southampton Road, Titchfield, Fareham	Appointment Date	10/10/2013
Post Code	PO14 4QA		

Current Company Secretary Top Shareholders















Name	Currency	Share Count	Share Type	Nominal Value	% of Total Share Count
EATON HOLDING LTD	GBP	8,400,004	ORDINARY	0.25	100

FINANCIAL



Profit & Loss

	Date Of Accounts	31/12/16	(%)	31/12/15	(%)	31/12/14	(%)	31/12/13	(%)	31/12/12
	Weeks	52	(%)	52	(%)	52	(%)	52	(%)	52
	Currency	GBP	(%)	GBP	(%)	GBP	(%)	GBP	(%)	GBP
	Consolidated A/cs	N	(%)	N	(%)	N	(%)	N	(%)	N
	Turnover	£348,879,	11.9	£311,781,	-	£317,370,	93.8	£163,729,	12.7	£145,340,








DISCLAIMER : This Report is **PRIVATE & CONFIDENTIAL** and it is prepared at the request of and for its use by the Subscriber only. The Subscriber shall use the contents of the Report merely as an aid to its business. Mira Inform Private Limited ("MIPL") has collated information/data in the Report, which have not been verified unless otherwise specifically mentioned in the Report. The Subscriber shall independently verify the accuracy and correctness of the information/data before in any way acting upon the same. MIPL shall not be liable for any harm, injury, loss or damage caused to the Subscriber due to default by the Subscriber's debtors/beneficiaries in fulfilling their obligations of any nature whatsoever. This Report or any of its portion shall not be used as a documentary evidence or otherwise before any investigative agencies or forum of law. This Report is confidential and proprietary to MIPL. The Subscriber and/or any other person(s) may not reproduce, publish or disclose any of the contents of the Report to others without the express authorization of MIPL. This Report is prepared and issued to the Subscriber without any risk, responsibility or liability on the part of MIPL or its officials.

		000	%	000	1.8 %	000	%	000	%	000
	Export	-	-	-	-	-	-	-	-	-
	Cost of Sales	£318,456,000	15.4%	£275,975,000	-4.2%	£287,960,000	110%	£137,120,000	12.3%	£122,145,000
	Gross Profit	£30,423,000	-15%	£35,806,000	21.7%	£29,410,000	10.5%	£26,609,000	14.7%	£23,195,000
	Wages & Salaries	£95,068,000	1.2%	£93,948,000	-5.6%	£99,571,000	82.7%	£54,502,000	26.4%	£43,110,000
	Directors Emoluments	-	-	-	-	-	-	-	-	-
	Operating Profit	-£25,388,000	3.9%	-£26,406,000	10%	-£29,356,000	-205.6%	-£9,606,000	-318.5%	£4,397,000
	Depreciation	£6,140,000	-16.3%	£7,335,000	11%	£6,608,000	171.5%	£2,434,000	-3.3%	£2,516,000
	Audit Fees	£371,000	-	£371,000	84.6%	£201,000	6.9%	£188,000	6.8%	£176,000
	Interest Payments	£3,883,000	82.4%	£2,129,000	-33.5%	£3,202,000	999.9%	£212,000	161.7%	£81,000
	Pre Tax Profit	-£29,250,000	-3.6%	-£28,233,000	11.6%	-£31,939,000	69.8%	-£105,776,000	-999.9%	£5,361,000
	Taxation	-£7,683,000	-999.9%	£766,000	-0.5%	£770,000	168.7%	-£1,121,000	-474.9%	-£195,000
	Profit After Tax	-£36,933,000	-34.5%	-£27,467,000	-11.9%	-£31,169,000	-70.8%	-£106,897,000	-999.9%	£5,166,000
	Dividends Payable	-	-	-	-	-	-	-	-	-
	Retained Profit	-£36,933,000	-34.5%	-£27,467,000	-11.9%	-£31,169,000	-70.8%	-£106,897,000	-999.9%	£5,166,000

Balance Sheet

	Date Of Accounts	31/12/16	(%)	31/12/15	(%)	31/12/14	(%)	31/12/13	(%)	31/12/12
	Tangible Assets	£394,570,000	19.3%	£330,854,000	-52.9%	£702,607,000	146.5%	£285,004,000	30.2%	£218,938,000
	Intangible	£28,136,0	-	£30,471,0	-	£31,377,0	23.5%	£25,416,0	29.3%	£19,660,0






DISCLAIMER : This Report is **PRIVATE & CONFIDENTIAL** and it is prepared at the request of and for its use by the Subscriber only. The Subscriber shall use the contents of the Report merely as an aid to its business. Mira Inform Private Limited ("MIPL") has collated information/data in the Report, which have not been verified unless otherwise specifically mentioned in the Report. The Subscriber shall independently verify the accuracy and correctness of the information/data before in any way acting upon the same. MIPL shall not be liable for any harm, injury, loss or damage caused to the Subscriber due to default by the Subscriber's debtors/beneficiaries in fulfilling their obligations of any nature whatsoever. This Report or any of its portion shall not be used as a documentary evidence or otherwise before any investigative agencies or forum of law. This Report is confidential and proprietary to MIPL. The Subscriber and/or any other person(s) may not reproduce, publish or disclose any of the contents of the Report to others without the express authorization of MIPL. This Report is prepared and issued to the Subscriber without any risk, responsibility or liability on the part of MIPL or its officials.

	Assets	00	7.7%	00	2.9%	00	%	00	%	00
	Total Fixed Assets	£422,706,000	17%	£361,325,000	-50.8%	£733,984,000	136.4%	£310,420,000	30.1%	£238,598,000
	Stock	£70,530,000	2.7%	£68,676,000	0.4%	£68,398,000	-2.7%	£70,293,000	291.4%	£17,958,000
	Trade Debtors	£62,491,000	30.8%	£47,760,000	2.7%	£46,496,000	-8.2%	£50,646,000	117.3%	£23,303,000
	Cash	£78,000	-93.8%	£1,250,000	155.6%	£489,000	-52.1%	£1,021,000	21.8%	£838,000
	Other Debtors	£36,058,000	42%	£25,389,000	62.4%	£15,637,000	-19.3%	£19,371,000	93.9%	£9,990,000
	Miscellaneous Current Assets	0	-	0	-	0	-100%	£226,000	2.3%	£221,000
	Total Current Assets	£169,157,000	18.2%	£143,075,000	9.2%	£131,020,000	-7.4%	£141,557,000	170.6%	£52,310,000
	Trade Creditors	£30,975,000	-0.9%	£31,246,000	9.3%	£28,583,000	-7.4%	£30,854,000	138.8%	£12,923,000
	Bank Loans & Overdrafts	0	-	0	-	0	-	0	-	0
	Other Short Term Finance	£388,365,000	-5.6%	£411,404,000	-44.6%	£743,234,000	156.9%	£289,265,000	326.9%	£67,761,000
	Miscellaneous Current Liabilities	£49,863,000	65.9%	£30,062,000	52.3%	£19,736,000	-7.3%	£21,285,000	33.9%	£15,902,000
	Total Current Liabilities	£469,203,000	-0.7%	£472,712,000	-40.3%	£791,553,000	131.9%	£341,404,000	253.5%	£96,586,000
	Bank Loans & Overdrafts and LTL	£119,898,000	171.6%	£44,151,000	-9.9%	£49,018,000	64.4%	£29,819,000	352.1%	£6,596,000
	Other Long Term Finance	0	-	0	-	0	-	0	-	0
	Total Long Term	£119,898,000	171.6%	£44,151,000	-9.9%	£49,018,000	64.4%	£29,819,000	352.1%	£6,596,000






DISCLAIMER : This Report is **PRIVATE & CONFIDENTIAL** and it is prepared at the request of and for its use by the Subscriber only. The Subscriber shall use the contents of the Report merely as an aid to its business. Mira Inform Private Limited ("MIPL") has collated information/data in the Report, which have not been verified unless otherwise specifically mentioned in the Report. The Subscriber shall independently verify the accuracy and correctness of the information/data before in any way acting upon the same. MIPL shall not be liable for any harm, injury, loss or damage caused to the Subscriber due to default by the Subscriber's debtors/beneficiaries in fulfilling their obligations of any nature whatsoever. This Report or any of its portion shall not be used as a documentary evidence or otherwise before any investigative agencies or forum of law. This Report is confidential and proprietary to MIPL. The Subscriber and/or any other person(s) may not reproduce, publish or disclose any of the contents of the Report to others without the express authorization of MIPL. This Report is prepared and issued to the Subscriber without any risk, responsibility or liability on the part of MIPL or its officials.

Liabilities										
--------------------	--	--	--	--	--	--	--	--	--	--




Capital & Reserves

	Date Of Accounts	31/12/16	(%)	31/12/15	(%)	31/12/14	(%)	31/12/13	(%)	31/12/12
	Called Up Share Capital	£2,100,000	-	£2,100,000	-	£2,100,000	-	£2,100,000	-	£2,100,000
	P & L Account Reserve	- £266,633,000	- 76.9%	- £150,707,000	- 32.8%	- £113,504,000	- 99.5%	- £56,903,000	- 213.1%	£50,317,000
	Revaluation Reserve	-	-	-	-	-	-	-	-	-
	Sundry Reserves	£267,295,000	96.3%	£136,144,000	0.2%	£135,837,000	0.2%	£135,557,000	0.2%	£135,309,000
	Shareholder Funds	£2,762,000	122.2%	- £12,463,000	- 151%	£24,433,000	- 69.7%	£80,754,000	-57%	£187,726,000


Other Financial Items

	Date Of Accounts	31/12/16	(%)	31/12/15	(%)	31/12/14	(%)	31/12/13	(%)	31/12/12
	Net Worth	- £25,374,000	40.9%	- £42,934,000	- 518.3%	- £6,944,000	- 112.5%	£55,338,000	- 67.1%	£168,066,000
	Working Capital	- £300,046,000	9%	- £329,637,000	50.1%	- £660,533,000	- 230.5%	- £199,847,000	- 351.4%	- £44,276,000
	Total Assets	£591,863,000	17.3%	£504,400,000	- 41.7%	£865,004,000	91.4%	£451,977,000	55.4%	£290,908,000
	Total Liabilities	£589,101,000	14%	£516,863,000	- 38.5%	£840,571,000	126.4%	£371,223,000	259.8%	£103,182,000
	Net Assets	£2,762,000	122.2%	- £12,463,000	- 151%	£24,433,000	- 69.7%	£80,754,000	-57%	£187,726,000



Cash Flow

	Date Of Accounts	31/12/16	(%)	31/12/15	(%)	31/12/14	(%)	31/12/13	(%)	31/12/12
	Net Cashflow from Operations	-	-	-	-	-	-	-	-	-
	Net Cashflow before Financing	-	-	-	-	-	-	-	-	-
	Net Cashflow from Financing	-	-	-	-	-	-	-	-	-











DISCLAIMER : This Report is **PRIVATE & CONFIDENTIAL** and it is prepared at the request of and for its use by the Subscriber only. The Subscriber shall use the contents of the Report merely as an aid to its business. Mira Inform Private Limited ("MIPL") has collated information/data in the Report, which have not been verified unless otherwise specifically mentioned in the Report. The Subscriber shall independently verify the accuracy and correctness of the information/data before in any way acting upon the same. MIPL shall not be liable for any harm, injury, loss or damage caused to the Subscriber due to default by the Subscriber's debtors/beneficiaries in fulfilling their obligations of any nature whatsoever. This Report or any of its portion shall not be used as a documentary evidence or otherwise before any investigative agencies or forum of law. This Report is confidential and proprietary to MIPL. The Subscriber and/or any other person(s) may not reproduce, publish or disclose any of the contents of the Report to others without the express authorization of MIPL. This Report is prepared and issued to the Subscriber without any risk, responsibility or liability on the part of MIPL or its officials.

	Increase in Cash	-	-	-	-	-	-	-	-	-
---	------------------	---	---	---	---	---	---	---	---	---





Miscellaneous

	Date Of Accounts	31/12/16	(%)	31/12/15	(%)	31/12/14	(%)	31/12/13	(%)	31/12/12
	Contingent Liability	NO	-	NO	-	NO	-	NO	-	NO
	Capital Employed	£122,660,000	287.1 %	£31,688,000	- 56.9 %	£73,451,000	- 33.6 %	£110,573,000	- 43.1 %	£194,322,000
	Number of Employees	2129	0.6%	2116	- 3.2%	2187	120.5 %	992	23.4 %	804
	Accountants									
	Auditors	ERNST & YOUNG LLP								
	Auditor Comments	The audit report contains no adverse comments								
	Bankers	BARCLAYS BANK PLC								
	Bank Branch Code	20-00-00								

RATIOS

	Date Of Accounts	31/12/16	31/12/15	31/12/14	31/12/13	31/12/12
	Pre-tax profit margin %	-8.38	-9.06	-10.06	-64.60	3.69
	Current ratio	0.36	0.30	0.17	0.41	0.54
	Sales/Net Working Capital	-1.16	-0.95	-0.48	-0.82	-3.28
	Gearing %	4341	-354.30	200.60	36.90	3.50
	Equity in %	0.50	-2.60	2.90	18.90	69.20
	Creditor Days	32.31	36.47	32.78	68.59	32.36
	Debtor Days	65.19	55.75	53.32	112.59	58.36
	Liquidity/Acid Test	0.21	0.15	0.07	0.20	0.35
	Return On Capital Employed %	-23.84	-89.09	-43.48	-95.66	2.75
	Return On Total Assets Employed %	-4.94	-5.59	-3.69	-23.40	1.84

DISCLAIMER : This Report is **PRIVATE & CONFIDENTIAL** and it is prepared at the request of and for its use by the Subscriber only. The Subscriber shall use the contents of the Report merely as an aid to its business. Mira Inform Private Limited ("MIPL") has collated information/data in the Report, which have not been verified unless otherwise specifically mentioned in the Report. The Subscriber shall independently verify the accuracy and correctness of the information/data before in any way acting upon the same. MIPL shall not be liable for any harm, injury, loss or damage caused to the Subscriber due to default by the Subscriber's debtors/beneficiaries in fulfilling their obligations of any nature whatsoever. This Report or any of its portion shall not be used as a documentary evidence or otherwise before any investigative agencies or forum of law. This Report is confidential and proprietary to MIPL. The Subscriber and/or any other person(s) may not reproduce, publish or disclose any of the contents of the Report to others without the express authorization of MIPL. This Report is prepared and issued to the Subscriber without any risk, responsibility or liability on the part of MIPL or its officials.

	Current Debt Ratio	169.87	-37.92	32.39	4.22	0.51
	Total Debt Ratio	213.28	-41.47	34.40	4.59	0.54
	Stock Turnover Ratio %	20.21	22.02	21.55	42.93	12.35
	Return on Net Assets Employed %	-1059.01	226.53	-130.72	-130.98	2.85

Report Notes

There are no notes to display.

Status History

Date	Description	
04/12/2017	Compulsory strike off cancelled	
30/11/2017	Dissolution (First Gazt)	

EVENT HISTORY

Date	Description
21/08/2018	Payment Data Update Received
21/08/2018	Mr P.P. Martin has left the board
21/06/2018	Mr K.H. Dehnert has left the board
15/02/2018	Mr N. Papaioannou has left the board
15/02/2018	Mr T. Moran has left the board
28/11/2017	Payment Data Update Received
27/11/2017	New Accounts Filed
27/11/2017	New Accounts Filed
01/10/2017	Payment Data Update Received
25/09/2017	Confirmation Statement
21/12/2016	Payment Data Update Received
16/12/2016	Payment Data Update Received
22/10/2016	Payment Data Update Received
12/10/2016	Payment Data Update Received
12/10/2016	New Accounts Filed

Previous Company Name

No Previous Names found

Writ Details

No writs found

DISCLAIMER : This Report is **PRIVATE & CONFIDENTIAL** and it is prepared at the request of and for its use by the Subscriber only. The Subscriber shall use the contents of the Report merely as an aid to its business. Mira Inform Private Limited ("MIPL") has collated information/data in the Report, which have not been verified unless otherwise specifically mentioned in the Report. The Subscriber shall independently verify the accuracy and correctness of the information/data before in any way acting upon the same. MIPL shall not be liable for any harm, injury, loss or damage caused to the Subscriber due to default by the Subscriber's debtors/beneficiaries in fulfilling their obligations of any nature whatsoever. This Report or any of its portion shall not be used as a documentary evidence or otherwise before any investigative agencies or forum of law. This Report is confidential and proprietary to MIPL. The Subscriber and/or any other person(s) may not reproduce, publish or disclose any of the contents of the Report to others without the express authorization of MIPL. This Report is prepared and issued to the Subscriber without any risk, responsibility or liability on the part of MIPL or its officials.

STATISTICS

Group	38 companies
Linkages	567 companies
Countries	In 24 countries

SUMMARY

Holding Company	EATON HOLDING LIMITED
Ownership Status	Wholly Owned
Ultimate Holding Company	EATON CORPORATION PUBLIC LIMITED COMPANY

GROUP STRUCTUREFULL

Company Name	Registered Number	Latest Key Financials	Consol. Accounts	Turnover
EATON CORPORATION PUBLIC...	IE512978	31.12.2016	Y	€16,951,495,049
COOPER INDUSTRIES UNLI...	IE471594	31.12.2016	N	
BZ HOLDINGS, LLC		-	-	
COOPER TOOLS INC.		-	-	
COOPER OFFSHORE HO...	N/A	-	-	
COOPER U.K. LTD	N/A	-	-	
COOPER INDUSTRIES LLC		-	-	
COOPER INDUSTRIES...	07259750	31.12.2017	N	
COOPER INDUSTRIES...	07259915	31.12.2017	N	
COOPER INTERNATIONAL...	N/A	-	-	
EATON INDUSTRIES	08271991	31.12.2017	N	

DISCLAIMER : This Report is **PRIVATE & CONFIDENTIAL** and it is prepared at the request of and for its use by the Subscriber only. The Subscriber shall use the contents of the Report merely as an aid to its business. Mira Inform Private Limited ("MIPL") has collated information/data in the Report, which have not been verified unless otherwise specifically mentioned in the Report. The Subscriber shall independently verify the accuracy and correctness of the information/data before in any way acting upon the same. MIPL shall not be liable for any harm, injury, loss or damage caused to the Subscriber due to default by the Subscriber's debtors/beneficiaries in fulfilling their obligations of any nature whatsoever. This Report or any of its portion shall not be used as a documentary evidence or otherwise before any investigative agencies or forum of law. This Report is confidential and proprietary to MIPL. The Subscriber and/or any other person(s) may not reproduce, publish or disclose any of the contents of the Report to others without the express authorization of MIPL. This Report is prepared and issued to the Subscriber without any risk, responsibility or liability on the part of MIPL or its officials.

(...)				
☐ EATON MEDC LIMITED	01202172	31.12.2016	N	£27,756,000
☐ OXALIS GROUP LI...	07083584	31.12.2016	N	£2,507,000
☐ COOPER CROUSE-H...	03837961	31.12.2016	N	£16,196,000
☐ COOPER US INC		-	-	
☐ EATON CAPITAL UNLIMI...	IE499912	31.12.2017	N	€143,718,890
☐ EATON ELECTRIC HOLDI...	N/A	-	-	
☐ EATON HOLDING (UK)...	03426515	31.12.2017	N	
☐ EATON ELECTRICAL...	01342230	31.12.2016	N	£36,760,000
☐ COOPER BUSSMANN...	00363685	31.12.2016	N	£56,741,000
☐ EATON CONTROLS...	00619241	31.12.2016	N	£5,152,308
☐ COOPER SECURITY...	01396471	31.12.2016	N	£5,648,000
☐ EATON SAFETY LIMITED	01904612	31.12.2016	N	
☐ MENVIER LIMITED	01196146	31.12.2017	N	
☐ MENVIER OVERSEA...	01582445	31.12.2017	N	
☐ SCANTRONIC HOLD...	01771935	31.12.2017	N	
☐ SCANTRONIC IN...	01669220	31.12.2015	N	
☐ MARTEK POWER	B101039	31.12.2017	N	
☐ EATON HOLDINGS		-	-	\$250,000
☐ EATON HOLDING LIMITED	03316660	31.12.2016	N	
☐ EATON LIMITED	00155621	31.12.2016	N	£348,879,000
☐ EATON AEROSPACE L...	00896075	31.10.2017	N	
☐ EATON ELECTRIC LI...	04617032	31.12.2016	N	£117,887,000
☐ AEROQUIP-VICKERS...	01771356	31.12.2017	N	
☐ AEROQUIP LIMITED	01952602	31.12.2017	N	
☐ EATON HOLDING IX SARL	N/A	-	-	
☐ EATON INDUSTRIES (IREL...	IE513275	31.12.2016	N	€24,806,103

EATON HOLDING SE & CO. KG	HRA 7263	31.12.2016	Y	€16,432,587,408
------------------------------	----------	------------	---	-----------------

OTHER LINKED COMPANIES

Name	Number	Latest Key Financials	Turnover
NITTAN VALVE		31.03.2018	€390,098,903
ABEIRON III UNLIMITED COMPANY	IE522179	31.12.2016	
EATON HOLDING V S.Å R.L.	B128126	31.12.2015	
CATERPILLAR HOLDING GERMANY GMBH	HRB 92953	31.12.2016	€33,206,800,170
CATERPILLAR LEASING (THAILAND)	2734418	31.12.2017	6,547,857
CATERPILLAR LUXEMBOURG S.ÅR.L.	B109381	31.12.2016	
PERKINS ENGINES COMPANY LIMITED	02089227	31.12.2016	£1,177,069,000
CATERPILLAR GROUP SERVICES SA	428189078	30.06.2017	€47,555,393
CATERPILLAR COMMERCIAL NV	418913108	30.06.2017	€26,388,772
CATERPILLAR UK GROUP LIMITED	05623145	31.12.2016	
CATERPILLAR UK ENGINES COMPANY LIMITED	05578070	31.12.2016	
EATON HOLDING S.Å R.L.	B97714	31.12.2011	
CATERPILLAR (U.K.) LIMITED	00484783	31.12.2016	£692,721,000
CATERPILLAR SKINNINGROVE LIMITED	02136670	31.12.2016	£16,157,000
F. PERKINS LIMITED	00265987	31.12.2016	£16,856,000
CATERPILLAR LUXEMBOURG GROUP S. Å R.L.	B119817	31.12.2016	
MITSUBISHI CATERPILLAR FORKLIFT EUROPE B.V.	39052636	31.03.2018	
CATERPILLAR UK HOLDINGS LIMITED	02728984	31.12.2016	£5,866,000
CATERPILLAR FRANCE SAS	061500245	31.12.2016	€162,322,177
EATON CONTROLS (LUXEMBOURG) S.ÅR.L.	B9145	31.12.2015	

MORTGAGE DETAILS

Mortgage Type:	LEGAL CHARGE		
Date Charge Created:	25/06/97		
Date Charge Registered:	04/07/97		
Date Charge Satisfied:	-		
Status:	OUTSTANDING		
Person(s) Entitled:	EATON BV		
Amount Secured:	£7,175,000 AND ALL OTHER MONIES DUE OR TO BECOME DUE FROM THE COMPANY TO THE CHARGEES UNDER THE TERMS OF THE CHARGE		
Details:	ALL F/H AND L/H PREMISES UNDER T/NO;-LA267912 AND ALL F/H AND L/H PREMISES DESCRIBED AND TRANSFERRED BY A TRANSFER DATED 13TH JUNE 1997 SEE THE MORTGAGE CHARGE DOCUMENT FOR FULL DETAILS		

PREVIOUS DIRECTOR/COMPANY SECRETARIES

Name	Current Active Appointments	Previous Appointments	Dissolved Companies
David Joseph Williams	0	2	1
Nicholas George Dupenois	2	13	38
Nicholas George Dupenois	2	13	38
Gunther Vieten	0	2	8
Edward Raymond Cromling	0	1	2
Patrick Xavier Donovan	0	1	0
John Stuart Rodewig	0	2	0
Alan Edward Best	0	2	0
David Adams	0	1	1
Paul William Anthony Smyth	0	1	6
Joaquin Zuza	0	1	0
Gregory Lang	0	1	0
Joseph Thomas Coppola	0	1	0
John Fairhurst	0	3	2
Jean Pierre Lacombe	0	1	2
James Dewar Pryde	1	7	18
Axel Kemp Engelberg	0	1	0
Paul Christopher Banning	6	14	18
Ian Bryce Yule	0	6	32
George William Cooper	0	2	0
James Mcdermid Ward	1	5	13
Jeanette McFarland	0	2	0
David Lee Simpson	0	1	0
Carlo Ghirardo	0	1	0
Paul Banning	0	1	0
Yannis Pavlos Tsavalas	0	1	2

DISCLAIMER : This Report is **PRIVATE & CONFIDENTIAL** and it is prepared at the request of and for its use by the Subscriber only. The Subscriber shall use the contents of the Report merely as an aid to its business. Mira Inform Private Limited ("MIPL") has collated information/data in the Report, which have not been verified unless otherwise specifically mentioned in the Report. The Subscriber shall independently verify the accuracy and correctness of the information/data before in any way acting upon the same. MIPL shall not be liable for any harm, injury, loss or damage caused to the Subscriber due to default by the Subscriber's debtors/beneficiaries in fulfilling their obligations of any nature whatsoever. This Report or any of its portion shall not be used as a documentary evidence or otherwise before any investigative agencies or forum of law. This Report is confidential and proprietary to MIPL. The Subscriber and/or any other person(s) may not reproduce, publish or disclose any of the contents of the Report to others without the express authorization of MIPL. This Report is prepared and issued to the Subscriber without any risk, responsibility or liability on the part of MIPL or its officials.

Thomas Moran	0	1	1
Fernando Ceccarelli	0	1	0
Nicolas Papaioannou	1	1	2
Peter Paul Martin	0	1	2
Klaus Hans Peter Dehnert	0	1	0
Darren Michael Byrka	0	1	1
Total Persons With Significant Control	1	Total Statements	0
Active	1	Active	0
Ceased	0	Ceased	0

ACTIVE PERSONS WITH SIGNIFICANT CONTROL

Name	Eaton Holding Limited	Kind	Corporate Entity With Significant Control
Address	PO BOX 554 Abbey Park Southampton Road, Titchfield, Fareham	Notified On	30/06/2016
Post Code	PO14 4QA	Legal Form	Body Corporate
Authority	Companies Act 2006	Place Registered	Companies House
Country Registered	United Kingdom	Registration Number	03316660
Nature Of Control	Ownership of shares - above 75%		

Ceased Persons With Significant Control

No Ceased Persons With Significant Control To Display

Active Statements

No Active Statements To Display

CEASED STATEMENTS

No Ceased Statements To Display	
Average Invoice Value	£1110.65
Invoices available	662
Paid	655
Outstanding	7
Trade Payment Data is information that we collect from selected third party partners who send us information about their whole sales ledger.	

	Within Terms	0-30 Days	31-60 Days	61-90 Days	91+ Days
Paid	205	326	79	25	20
Outstanding	1	0	2	2	2

DISCLAIMER : This Report is **PRIVATE & CONFIDENTIAL** and it is prepared at the request of and for its use by the Subscriber only. The Subscriber shall use the contents of the Report merely as an aid to its business. Mira Inform Private Limited ("MIPL") has collated information/data in the Report, which have not been verified unless otherwise specifically mentioned in the Report. The Subscriber shall independently verify the accuracy and correctness of the information/data before in any way acting upon the same. MIPL shall not be liable for any harm, injury, loss or damage caused to the Subscriber due to default by the Subscriber's debtors/beneficiaries in fulfilling their obligations of any nature whatsoever. This Report or any of its portion shall not be used as a documentary evidence or otherwise before any investigative agencies or forum of law. This Report is confidential and proprietary to MIPL. The Subscriber and/or any other person(s) may not reproduce, publish or disclose any of the contents of the Report to others without the express authorization of MIPL. This Report is prepared and issued to the Subscriber without any risk, responsibility or liability on the part of MIPL or its officials.

FOREIGN EXCHANGE RATES

Currency	Unit	Indian Rupees
US Dollar	1	INR 72.75
UK Pound	1	INR 94.62
Euro	1	INR 84.32
GBP	1	INR 93.99

Note : Above are approximate rates obtained from sources believed to be correct

INFORMATION DETAILS

Analysis Done by :	VIVR
Report Prepared by :	POJ

DISCLAIMER : This Report is **PRIVATE & CONFIDENTIAL** and it is prepared at the request of and for its use by the Subscriber only. The Subscriber shall use the contents of the Report merely as an aid to its business. Mira Inform Private Limited ("MIPL") has collated information/data in the Report, which have not been verified unless otherwise specifically mentioned in the Report. The Subscriber shall independently verify the accuracy and correctness of the information/data before in any way acting upon the same. MIPL shall not be liable for any harm, injury, loss or damage caused to the Subscriber due to default by the Subscriber's debtors/beneficiaries in fulfilling their obligations of any nature whatsoever. This Report or any of its portion shall not be used as a documentary evidence or otherwise before any investigative agencies or forum of law. This Report is confidential and proprietary to MIPL. The Subscriber and/or any other person(s) may not reproduce, publish or disclose any of the contents of the Report to others without the express authorization of MIPL. This Report is prepared and issued to the Subscriber without any risk, responsibility or liability on the part of MIPL or its officials.

RATING EXPLANATIONS

Credit Rating	Explanation	Rating Comments
A++	Minimum Risk	Business dealings permissible with minimum risk of default
A+	Low Risk	Business dealings permissible with low risk of default
A	Acceptable Risk	Business dealings permissible with moderate risk of default
B	Medium Risk	Business dealings permissible on a regular monitoring basis
C	Medium High Risk	Business dealings permissible preferably on secured basis
D	High Risk	Business dealing not recommended or on secured terms only
NB	New Business	No recommendation can be done due to business in infancy stage
NT	No Trace	No recommendation can be done as the business is not traceable

NB is stated where there is insufficient information to facilitate rating. However, it is not to be considered as unfavourable.

This score serves as a reference to assess SC's credit risk and to set the amount of credit to be extended. It is calculated from a composite of weighted scores obtained from each of the major sections of this report. The assessed factors are as follows:

- Financial condition covering various ratios
- Company background and operations size
- Promoters / Management background
- Payment record
- Litigation against the subject
- Industry scenario / competitor analysis
- Supplier / Customer / Banker review (wherever available)