

MIRA INFORM REPORT

Report No. :	529726
Report Date :	14.09.2018

IDENTIFICATION DETAILS

Name :	SALICYLATES AND CHEMICALS PRIVATE LIMITED
Registered Office :	12, Jeera, Hyderabad - 500003, Telangana
Tel. No.:	91-40-27171550/27174691
Country :	India
Financials (as on) :	31.03.2017
Date of Incorporation :	06.02.1978
CIN No.: [Company Identification No.]	U24110TG1978PTC002255
Capital Investment / Paid-up Capital :	INR 20.000 Million
IEC No.: [Import-Export Code No.]	0991011201
PAN No.: [Permanent Account No.]	AACCS8670F
GSTN : [Goods & Service Tax Registration No.]	36AACCS8670F1Z5 – Telangana 27AACCS8670F2Z3 - Maharashtra
Legal Form :	Private Limited Liability Company
Line of Business :	Manufacturer of Preservatives and Sunscreens. (Registered Activity)
No. of Employees :	Information denied by the management

RATING & COMMENTS

(Mira Inform has adopted New Rating mechanism w.e.f. 23rd January 2017)

MIRA's Rating :

A

Credit Rating	Explanation	Rating Comments
---------------	-------------	-----------------

DISCLAIMER : This Report is **PRIVATE & CONFIDENTIAL** and it is prepared at the request of and for its use by the Subscriber only. The Subscriber shall use the contents of the Report merely as an aid to its business. Mira Inform Private Limited ("MIPL") has collated information/data in the Report, which have not been verified unless otherwise specifically mentioned in the Report. The Subscriber shall independently verify the accuracy and correctness of the information/data before in any way acting upon the same. MIPL shall not be liable for any harm, injury, loss or damage caused to the Subscriber due to default by the Subscriber's debtors/beneficiaries in fulfilling their obligations of any nature whatsoever. This Report or any of its portion shall not be used as a documentary evidence or otherwise before any investigative agencies or forum of law. This Report is confidential and proprietary to MIPL. The Subscriber and/or any other person(s) may not reproduce, publish or disclose any of the contents of the Report to others without the express authorization of MIPL. This Report is prepared and issued to the Subscriber without any risk, responsibility or liability on the part of MIPL or its officials.

A	Acceptable Risk	Business dealings permissible with moderate risk of default
---	-----------------	---

Maximum Credit Limit :	USD 660000
Status :	Good
Payment Behaviour :	Usually correct
Litigation :	Clear
Comments :	<p>Subject was incorporated in the year 1978. The company is a manufacturer of preservatives and sunscreens.</p> <p>As per the financial records of 2017, the company has reported a decline in its revenue as compared to the previous year but has managed to maintain an average net profit margin of 2.24%.</p> <p>The overall financial position of the company seems to be healthy marked by above average networth base along with low debt balance sheet profile and fair liquidity position.</p> <p>Business is active. Payment seems to be usually correct.</p> <p>In view of aforesaid, the subject can be considered for business dealings at usual trade terms and condition.</p>

NOTES :

Any query related to this report can be made on e-mail : infodept@mirainform.com while quoting report number, name and date.

ECGC Country Risk Classification List

Country Name	Previous Rating (31.12.2017)	Current Rating (01.04.2018)
India	A1	A1

Risk Category	ECGC Classification
Insignificant	A1
Low Risk	A2
Moderately Low Risk	B1
Moderate Risk	B2
Moderately High Risk	C1
High Risk	C2
Very High Risk	D

DISCLAIMER : This Report is **PRIVATE & CONFIDENTIAL** and it is prepared at the request of and for its use by the Subscriber only. The Subscriber shall use the contents of the Report merely as an aid to its business. Mira Inform Private Limited ("MIPL") has collated information/data in the Report, which have not been verified unless otherwise specifically mentioned in the Report. The Subscriber shall independently verify the accuracy and correctness of the information/data before in any way acting upon the same. MIPL shall not be liable for any harm, injury, loss or damage caused to the Subscriber due to default by the Subscriber's debtors/beneficiaries in fulfilling their obligations of any nature whatsoever. This Report or any of its portion shall not be used as a documentary evidence or otherwise before any investigative agencies or forum of law. This Report is confidential and proprietary to MIPL. The Subscriber and/or any other person(s) may not reproduce, publish or disclose any of the contents of the Report to others without the express authorization of MIPL. This Report is prepared and issued to the Subscriber without any risk, responsibility or liability on the part of MIPL or its officials.

EXTERNAL AGENCY RATING

Rating Agency Name	ICRA
Rating	Long term loans: BBB-
Rating Explanation	Moderate degree of safety and moderate credit risk.
Date	30.05.2018

Rating Agency Name	ICRA
Rating	Short term loans: A3
Rating Explanation	Moderate degree of safety and higher credit risk.
Date	30.05.2018

RBI DEFAULTERS' LIST STATUS

Subject's name is not enlisted as a defaulter in the publicly available RBI Defaulters' list.

EPF (Employee Provident Fund) DEFAULTERS' LIST STATUS

Subject's name is not enlisted as a defaulter in the publicly available EPF (Employee Provident Fund) Defaulters' list as of 31-03-2018.

BIFR (Board for Industrial & Financial Reconstruction) LISTING STATUS

Subject's name is not listed as a Sick Unit in the publicly available BIFR (Board for Industrial & Financial Reconstruction) list as of 14.09.2018

IBBI (Insolvency and Bankruptcy Board of India) LISTING STATUS

Subject's name is not listed in the publicly available IBBI (Insolvency and Bankruptcy Board of India) list as of report date.

INFORMATION DENIED

Management Non-Cooperative (91-40-27171550/27174691)

LOCATIONS

Registered Office :	12, Jeera, Hyderabad - 500003, Telangana, India
Tel. No.:	Not Available
Fax No.:	Not Available
E-Mail :	finance@salicylates.net
Website :	www.preservativesindia.com

DISCLAIMER : This Report is **PRIVATE & CONFIDENTIAL** and it is prepared at the request of and for its use by the Subscriber only. The Subscriber shall use the contents of the Report merely as an aid to its business. Mira Inform Private Limited ("MIPL") has collated information/data in the Report, which have not been verified unless otherwise specifically mentioned in the Report. The Subscriber shall independently verify the accuracy and correctness of the information/data before in any way acting upon the same. MIPL shall not be liable for any harm, injury, loss or damage caused to the Subscriber due to default by the Subscriber's debtors/beneficiaries in fulfilling their obligations of any nature whatsoever. This Report or any of its portion shall not be used as a documentary evidence or otherwise before any investigative agencies or forum of law. This Report is confidential and proprietary to MIPL. The Subscriber and/or any other person(s) may not reproduce, publish or disclose any of the contents of the Report to others without the express authorization of MIPL. This Report is prepared and issued to the Subscriber without any risk, responsibility or liability on the part of MIPL or its officials.

Factory :	A-25, Road No. 18, IDA Nacharam, Hyderabad - 500076, Telangana, India
Tel. No.:	91-40-27171550/ 27174691
Fax No.:	91-40-27171249
Branch Office :	5/44, Tardeo, Airconditioned Market, Tardeo, Mumbai - 400034, Maharashtra, India
Tel. No.:	91-22-23514413/ 23513868
Fax No.:	91-22-23516076

DIRECTORS

AS ON 31.03.2018

Name :	Mr. Mohana Narayanan Madathil
Designation :	Managing director
Address :	27/23-1, L. B. Nagar, R.K. Puram P.O., Secunderabad-500056, Telangana, India
Date of Birth/Age :	01.12.1956
Qualification:	B.A
Date of Appointment :	25.06.2012
PAN No.:	ABIPM9123F
DIN No.:	01316458
Name :	Mrs. Arti Samir Sarvaiya
Designation :	Director
Address :	42 Amoolya, 195, Walkeshwar Road, Malabar Hill, Mumbai-400006, Maharashtra, India
Date of Birth/Age :	11.02.1962
Qualification:	B.S.C
Date of Appointment :	01.02.2012
PAN No.:	ABAPS8897G
DIN No.:	02389017
Name :	Mr. Jai Samir Sarvaiya
Designation :	Director
Address :	4/42, Amoolya, 195, Walkeshwar Road, Mumbai-400006, Maharashtra, India
Date of Birth/Age :	12.02.1991
Qualification:	MSC, Supply Chain Management
Date of Appointment :	15.04.2011
PAN No.:	BKDPS4461D
DIN No.:	03441686
Name :	Mr. Siva Kumar Gajjala
Designation :	Additional Director
Address :	25-61/4, A N Rao Nagar, Anand Bagh East, Malkajgiri, Hyderabad -500040, Telangana, India

DISCLAIMER : This Report is **PRIVATE & CONFIDENTIAL** and it is prepared at the request of and for its use by the Subscriber only. The Subscriber shall use the contents of the Report merely as an aid to its business. Mira Inform Private Limited ("MIPL") has collated information/data in the Report, which have not been verified unless otherwise specifically mentioned in the Report. The Subscriber shall independently verify the accuracy and correctness of the information/data before in any way acting upon the same. MIPL shall not be liable for any harm, injury, loss or damage caused to the Subscriber due to default by the Subscriber's debtors/beneficiaries in fulfilling their obligations of any nature whatsoever. This Report or any of its portion shall not be used as a documentary evidence or otherwise before any investigative agencies or forum of law. This Report is confidential and proprietary to MIPL. The Subscriber and/or any other person(s) may not reproduce, publish or disclose any of the contents of the Report to others without the express authorization of MIPL. This Report is prepared and issued to the Subscriber without any risk, responsibility or liability on the part of MIPL or its officials.

Date of Appointment :	23.08.2018
DIN No.:	08205799

MAJOR SHAREHOLDERS

AS ON 31.03.2017

Names of Shareholders	No. of Shares
Arti S. Sarvaiya	86540
Kanakalata D. Sarvaiya	74295
Neeta D. Sarvaiya	840
Medha D. Sarvaiya	290
Ketan D. Sarvaiya	1355
Falguni K. Sarvaiya	8000
Jai S. Sarvaiya	11080
Meet K. Sarvaiya	200
Krishna S. Sarvaiya	10380
Jash K. Sarvaiya and Meet K. Sarvaiya	750
Jai S. Sarvaiya and Arti S. Sarvaiya	1000
Ketan D. Sarvaiya and Falguni K. Sarvaiya	270
Falguni K. Sarvaiya and Ketan D. Sarvaiya	200
Jai S. Sarvaiya and Krishna S. Sarvaiya	900
Meet K. Sarvaiya and Jai S. Sarvaiya	100
Kanakalata D. Sarvaiya HUF	3700
Ketan D. Sarvaiya HUF	100
Total	200000

Equity Share Break up (Percentage of Total Equity)

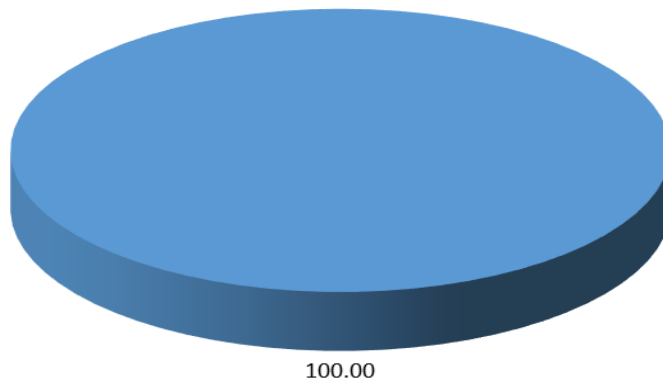
AS ON 29.09.2017

Category	Percentage
Promoters- Individual/Hindu Undivided Family- Indian	100.00
Total	100.00

DISCLAIMER : This Report is **PRIVATE & CONFIDENTIAL** and it is prepared at the request of and for its use by the Subscriber only. The Subscriber shall use the contents of the Report merely as an aid to its business. Mira Inform Private Limited ("MIPL") has collated information/data in the Report, which have not been verified unless otherwise specifically mentioned in the Report. The Subscriber shall independently verify the accuracy and correctness of the information/data before in any way acting upon the same. MIPL shall not be liable for any harm, injury, loss or damage caused to the Subscriber due to default by the Subscriber's debtors/beneficiaries in fulfilling their obligations of any nature whatsoever. This Report or any of its portion shall not be used as a documentary evidence or otherwise before any investigative agencies or forum of law. This Report is confidential and proprietary to MIPL. The Subscriber and/or any other person(s) may not reproduce, publish or disclose any of the contents of the Report to others without the express authorization of MIPL. This Report is prepared and issued to the Subscriber without any risk, responsibility or liability on the part of MIPL or its officials.

Share holding pattern

■ Promoters- Individual/Hindu Undivided Family- Indian



BUSINESS DETAILS

Line of Business :	Manufacturer of Preservatives and Sunscreens. (Registered Activity)		
Products / Services :	Name and Description of main products / services	NIC Code	of the Product/service
	Manufacture of preservatives and sunscreens	2011	
Brand Names :	Not Available		
Agencies Held :	Not Available		
Exports :	Not Divulged		
Imports :	Not Divulged		
Terms :	Not Divulged		

PRODUCTION STATUS – (NOT AVAILABLE)

GENERAL INFORMATION

DISCLAIMER : This Report is **PRIVATE & CONFIDENTIAL** and it is prepared at the request of and for its use by the Subscriber only. The Subscriber shall use the contents of the Report merely as an aid to its business. Mira Inform Private Limited ("MIPL") has collated information/data in the Report, which have not been verified unless otherwise specifically mentioned in the Report. The Subscriber shall independently verify the accuracy and correctness of the information/data before in any way acting upon the same. MIPL shall not be liable for any harm, injury, loss or damage caused to the Subscriber due to default by the Subscriber's debtors/beneficiaries in fulfilling their obligations of any nature whatsoever. This Report or any of its portion shall not be used as a documentary evidence or otherwise before any investigative agencies or forum of law. This Report is confidential and proprietary to MIPL. The Subscriber and/or any other person(s) may not reproduce, publish or disclose any of the contents of the Report to others without the express authorization of MIPL. This Report is prepared and issued to the Subscriber without any risk, responsibility or liability on the part of MIPL or its officials.

Suppliers :	Reference :	Not Divulged	
	Name of the Person :	--	
	Contact No.:	--	
	Since How Long Known :	--	
	Maximum Limit Dealt :	--	
	Experience :	--	
	Remark:	--	
Customers :	Reference :	Not Divulged	
	Name of the Person :	--	
	Contact No.:	--	
	Since How Long Known :	--	
	Maximum Limit Dealt :	--	
	Experience :	--	
	Remark:	--	
No. of Employees :	Information denied by the management		
Bankers :	Banker Name :	ICICI Bank Limited	
	Branch :	ICICI Bank Tower, Near Chakli Circle, Old Padra Road, Vadodara - 390007, Gujarat, India	
	Person Name (With Designation) :	--	
	Contact Number :	--	
	Name of Account Holder :	--	
	Account Number :	--	
	Account Since (Date/Year of Account Opening) :	--	
	Average Balance Maintained :	--	
	Credit Facilities Enjoyed (CC/OD/Term Loan) :	--	
	Account Operation :	--	
Remark :	--		
Facilities :	(INR In Million)		
	SECURED LOAN	As on	As on
		31.03.2017	31.03.2016
	LONG TERM BORROWING		
	Rupee term loans from others	22.707	34.838
	Long-term maturities of finance lease obligations	2.319	3.735
	SHORT TERM BORROWING		
	Working capital loans from banks	181.245	203.933
Total	206.271	242.506	

Auditors :	
-------------------	--

DISCLAIMER : This Report is **PRIVATE & CONFIDENTIAL** and it is prepared at the request of and for its use by the Subscriber only. The Subscriber shall use the contents of the Report merely as an aid to its business. Mira Inform Private Limited ("MIPL") has collated information/data in the Report, which have not been verified unless otherwise specifically mentioned in the Report. The Subscriber shall independently verify the accuracy and correctness of the information/data before in any way acting upon the same. MIPL shall not be liable for any harm, injury, loss or damage caused to the Subscriber due to default by the Subscriber's debtors/beneficiaries in fulfilling their obligations of any nature whatsoever. This Report or any of its portion shall not be used as a documentary evidence or otherwise before any investigative agencies or forum of law. This Report is confidential and proprietary to MIPL. The Subscriber and/or any other person(s) may not reproduce, publish or disclose any of the contents of the Report to others without the express authorization of MIPL. This Report is prepared and issued to the Subscriber without any risk, responsibility or liability on the part of MIPL or its officials.

Name :	C K S Associates Chartered Accountants
Address :	No. 87, Nagarjuna, Road No 3, Gagan Mahal Colony, Domalguda, Hyderabad-500029, Telangana, India
PAN N Income-tax PAN of auditor or auditor's firm :	AABFC2043A
Memberships :	Not Available
Collaborators :	Not Available
Associates/Subsidiaries :	--

CAPITAL STRUCTURE

AS ON 31.03.2017

Authorised Capital :

No. of Shares	Type	Value	Amount
300000	Equity Shares	INR 100/- each	INR 30.000 Million

Issued, Subscribed & Paid-up Capital :

No. of Shares	Type	Value	Amount
200000	Equity Shares	INR 100/- each	INR 20.000 Million

FINANCIAL DATA
[all figures are INR Million]

ABRIDGED BALANCE SHEET

SOURCES OF FUNDS	31.03.2017	31.03.2016	31.03.2015
I. EQUITY AND LIABILITIES			
(1) Shareholders' Funds			
(a) Share Capital	20.000	20.000	20.000
(b) Reserves and Surplus	211.271	184.419	156.551
(c) Money received against share warrants	0.000	0.000	0.000
(2) Share Application money pending allotment	0.000	0.000	0.000
Total Shareholders' Funds (1) + (2)	231.271	204.419	176.551
(3) Non-Current Liabilities			
(a) long-term borrowings	38.854	58.196	36.120
(b) Deferred tax liabilities (Net)	14.413	0.641	0.000
(c) Other long-term liabilities	0.000	0.000	0.000
(d) long-term provisions	7.153	6.335	5.956
Total Non-current Liabilities (3)	60.420	65.172	42.076
(4) Current Liabilities			
(a) Short-term borrowings	181.245	203.933	157.084
(b) Trade payables	387.049	429.619	417.837
(c) Other current liabilities	54.056	57.930	51.536
(d) Short-term provisions	15.865	27.666	15.771
Total Current Liabilities (4)	638.215	719.148	642.228
TOTAL	929.906	988.739	860.855
II. ASSETS			
(1) Non-current assets			
(a) Fixed Assets			
(i) Tangible assets	221.536	243.026	156.732
(ii) Intangible Assets	0.196	0.298	0.400
(iii) Tangible assets capital work-in-progress	0.000	20.409	6.986
(iv) Intangible assets under development	0.000	0.000	0.000
(b) Non-current Investments	9.607	1.600	1.025
(c) Deferred tax assets (net)	0.000	0.000	0.000
(d) Long-term loans and advances	5.785	7.082	5.183
(e) Other Non-current assets	54.949	27.346	9.189
Total Non-Current Assets	292.073	299.761	179.515

DISCLAIMER : This Report is **PRIVATE & CONFIDENTIAL** and it is prepared at the request of and for its use by the Subscriber only. The Subscriber shall use the contents of the Report merely as an aid to its business. Mira Inform Private Limited ("MIPL") has collated information/data in the Report, which have not been verified unless otherwise specifically mentioned in the Report. The Subscriber shall independently verify the accuracy and correctness of the information/data before in any way acting upon the same. MIPL shall not be liable for any harm, injury, loss or damage caused to the Subscriber due to default by the Subscriber's debtors/beneficiaries in fulfilling their obligations of any nature whatsoever. This Report or any of its portion shall not be used as a documentary evidence or otherwise before any investigative agencies or forum of law. This Report is confidential and proprietary to MIPL. The Subscriber and/or any other person(s) may not reproduce, publish or disclose any of the contents of the Report to others without the express authorization of MIPL. This Report is prepared and issued to the Subscriber without any risk, responsibility or liability on the part of MIPL or its officials.

(2) Current assets			
(a) Current investments	0.000	0.000	0.000
(b) Inventories	197.307	246.764	251.022
(c) Trade receivables	206.475	315.924	301.998
(d) Cash and bank balances	54.115	19.580	44.587
(e) Short-term loans and advances	92.102	105.575	73.769
(f) Other current assets	87.834	1.135	9.964
Total Current Assets	637.833	688.978	681.340
TOTAL	929.906	988.739	860.855

PROFIT & LOSS ACCOUNT

	PARTICULARS	31.03.2017	31.03.2016	31.03.2015
	SALES			
	Income	1198.965	1383.761	1400.354
	Other Income	20.532	7.769	3.901
	TOTAL	1219.497	1391.530	1404.255
Less	EXPENSES			
	Cost of Materials Consumed	729.586	876.040	785.524
	Purchases of Stock-in-Trade	20.145	80.396	208.317
	Changes in inventories of finished goods, work-in-progress and Stock-in-Trade	42.313	(25.319)	(15.730)
	Employee benefit expense	69.787	68.113	62.860
	Other expenses	276.842	297.820	279.865
	Extraordinary items	(12.914)	0.000	38.915
	TOTAL	1125.759	1297.050	1359.751
	PROFIT/ (LOSS) BEFORE INTEREST, TAX, DEPRECIATION AND AMORTISATION	93.738	94.480	44.504
Less	FINANCIAL EXPENSES	34.334	43.086	31.091
	PROFIT / (LOSS) BEFORE TAX, DEPRECIATION AND AMORTISATION	59.404	51.394	13.413
Less/ Add	DEPRECIATION/ AMORTISATION	11.383	11.308	8.730
	PROFIT/ (LOSS) BEFORE TAX	48.021	40.086	4.683
Less	TAX	21.169	12.218	7.693
	PROFIT/ (LOSS) AFTER TAX	26.852	27.868	(3.010)

DISCLAIMER : This Report is **PRIVATE & CONFIDENTIAL** and it is prepared at the request of and for its use by the Subscriber only. The Subscriber shall use the contents of the Report merely as an aid to its business. Mira Inform Private Limited ("MIPL") has collated information/data in the Report, which have not been verified unless otherwise specifically mentioned in the Report. The Subscriber shall independently verify the accuracy and correctness of the information/data before in any way acting upon the same. MIPL shall not be liable for any harm, injury, loss or damage caused to the Subscriber due to default by the Subscriber's debtors/beneficiaries in fulfilling their obligations of any nature whatsoever. This Report or any of its portion shall not be used as a documentary evidence or otherwise before any investigative agencies or forum of law. This Report is confidential and proprietary to MIPL. The Subscriber and/or any other person(s) may not reproduce, publish or disclose any of the contents of the Report to others without the express authorization of MIPL. This Report is prepared and issued to the Subscriber without any risk, responsibility or liability on the part of MIPL or its officials.

	Earnings / (Loss) Per Share (INR)	134.26	139.34
			(15.05)

CURRENT MATURITIES OF LONG TERM DEBT DETAILS

Particulars	31.03.2017	31.03.2016	31.03.2015
Current Maturities of Long term debt	32.425	32.619	25.056
Cash generated from operations	NA	NA	NA
Net cash flows from (used in) operations	59.961	122.974	131.540
Net cash flows from (used in) operating activities	31.144	68.312	87.449

KEY RATIOS

EFFICIENCY RATIOS

PARTICULARS	31.03.2017	31.03.2016	31.03.2015
Average Collection Days (Sundry Debtors / Income * 365 Days)	62.86	83.33	78.72
Account Receivables Turnover (Income / Sundry Debtors)	5.81	4.38	4.64
Average Payment Days (Sundry Creditors / Purchases * 365 Days)	188.43	163.95	153.46
Inventory Turnover (Operating Income / Inventories)	0.48	0.38	0.18
Asset Turnover (Operating Income / Net Fixed Assets)	0.42	0.36	0.27

LEVERAGE RATIOS

PARTICULARS	31.03.2017	31.03.2016	31.03.2015
Debt Ratio ((Borrowing + Current Liabilities) / Total Assets)	0.76	0.82	0.82
Debt Equity Ratio (Total Liability / Networth)	1.09	1.44	1.24
Current Liabilities to Networth	2.76	3.52	3.64

DISCLAIMER : This Report is **PRIVATE & CONFIDENTIAL** and it is prepared at the request of and for its use by the Subscriber only. The Subscriber shall use the contents of the Report merely as an aid to its business. Mira Inform Private Limited ("MIPL") has collated information/data in the Report, which have not been verified unless otherwise specifically mentioned in the Report. The Subscriber shall independently verify the accuracy and correctness of the information/data before in any way acting upon the same. MIPL shall not be liable for any harm, injury, loss or damage caused to the Subscriber due to default by the Subscriber's debtors/beneficiaries in fulfilling their obligations of any nature whatsoever. This Report or any of its portion shall not be used as a documentary evidence or otherwise before any investigative agencies or forum of law. This Report is confidential and proprietary to MIPL. The Subscriber and/or any other person(s) may not reproduce, publish or disclose any of the contents of the Report to others without the express authorization of MIPL. This Report is prepared and issued to the Subscriber without any risk, responsibility or liability on the part of MIPL or its officials.

(Current Liabilities / Net Worth)			
Fixed Assets to Networth (Net Fixed Assets / Networth)	0.96	1.29	0.93
Interest Coverage Ratio (PBIT / Financial Charges)	2.73	2.19	1.43

PROFITABILITY RATIOS

PARTICULARS		31.03.2017	31.03.2016	31.03.2015
Net Profit Margin ((PAT / Sales) * 100)	%	2.24	2.01	-0.21
Return on Total Assets ((PAT / Total Assets) * 100)	%	2.89	2.82	-0.35
Return on Investment (ROI) ((PAT / Networth) * 100)	%	11.61	13.63	-1.70

SOLVENCY RATIOS

PARTICULARS	31.03.2017	31.03.2016	31.03.2015
Current Ratio (Current Assets / Current Liabilities)	1.00	0.96	1.06
Quick Ratio ((Current Assets – Inventories) / Current Liabilities)	0.69	0.61	0.67
G-Score Ratio Financial (Networth / Total Assets)	0.25	0.21	0.21
G-Score Ratio Debt (Debts / Equity Capital)	12.63	14.74	10.91
G-Score Ratio Liquidity (Total Current Assets / Total Current Liabilities)	1.00	0.96	1.06

Total Liability = Short-term Debt + Long-term Debt + Current Maturities of Long-term debts

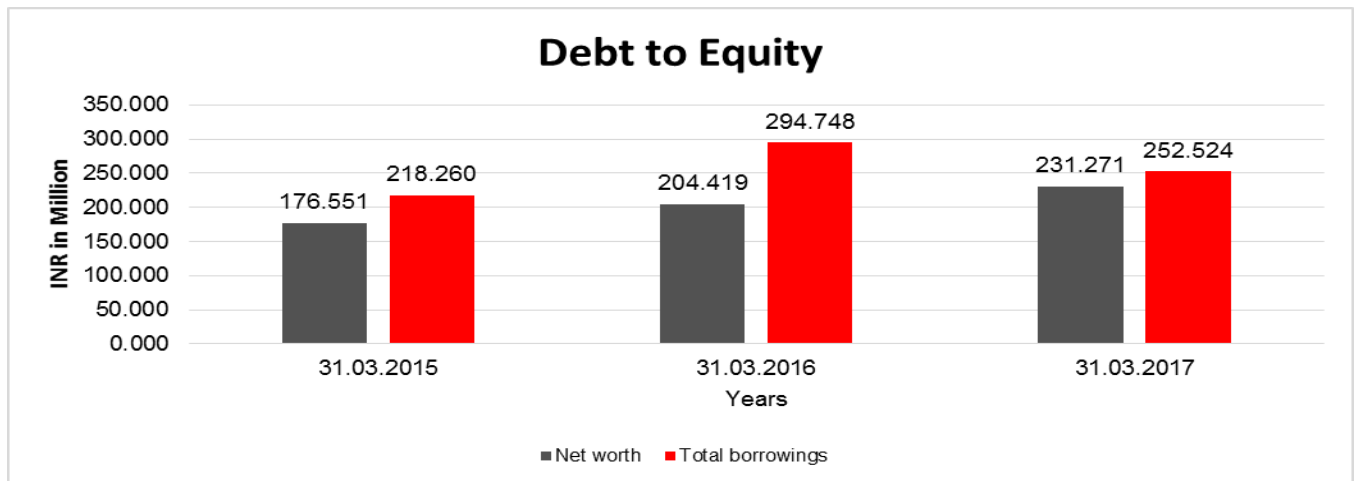
FINANCIAL ANALYSIS
[all figures are INR Million]

DEBT EQUITY RATIO

Particular	31.03.2015	31.03.2016	31.03.2017
	INR In Million	INR In Million	INR In Million
Share Capital	20.000	20.000	20.000

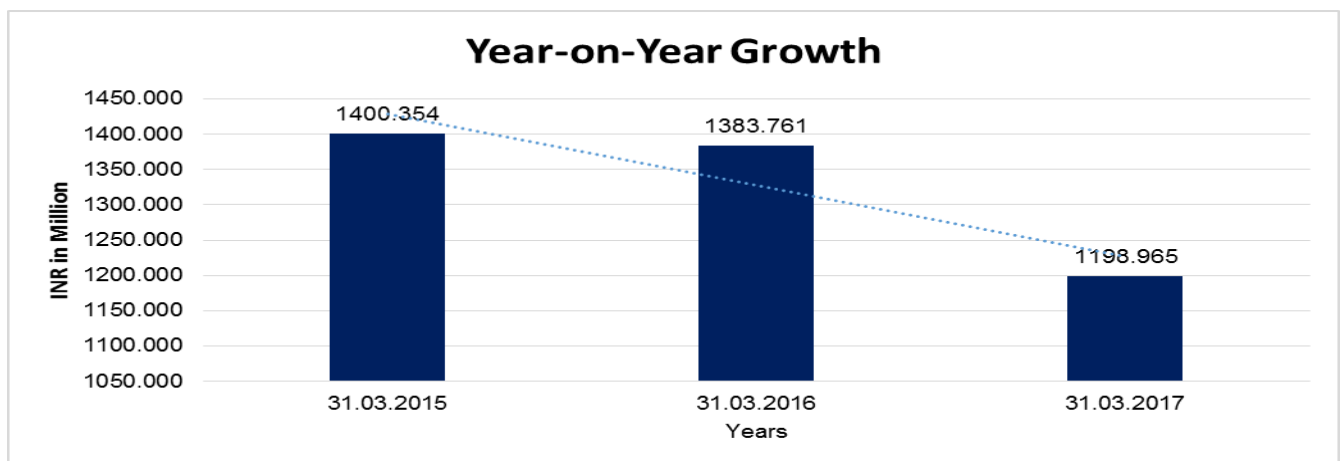
DISCLAIMER : This Report is **PRIVATE & CONFIDENTIAL** and it is prepared at the request of and for its use by the Subscriber only. The Subscriber shall use the contents of the Report merely as an aid to its business. Mira Inform Private Limited ("MIPL") has collated information/data in the Report, which have not been verified unless otherwise specifically mentioned in the Report. The Subscriber shall independently verify the accuracy and correctness of the information/data before in any way acting upon the same. MIPL shall not be liable for any harm, injury, loss or damage caused to the Subscriber due to default by the Subscriber's debtors/beneficiaries in fulfilling their obligations of any nature whatsoever. This Report or any of its portion shall not be used as a documentary evidence or otherwise before any investigative agencies or forum of law. This Report is confidential and proprietary to MIPL. The Subscriber and/or any other person(s) may not reproduce, publish or disclose any of the contents of the Report to others without the express authorization of MIPL. This Report is prepared and issued to the Subscriber without any risk, responsibility or liability on the part of MIPL or its officials.

Reserves & Surplus	156.551	184.419	211.271
Share Application money pending allotment	0.000	0.000	0.000
Net worth	176.551	204.419	231.271
Long Term borrowings	36.120	58.196	38.854
Short Term borrowings	157.084	203.933	181.245
Current Maturities of Long term debt	25.056	32.619	32.425
Total borrowings	218.260	294.748	252.524
Debt/Equity ratio	1.236	1.442	1.092



YEAR-ON-YEAR GROWTH

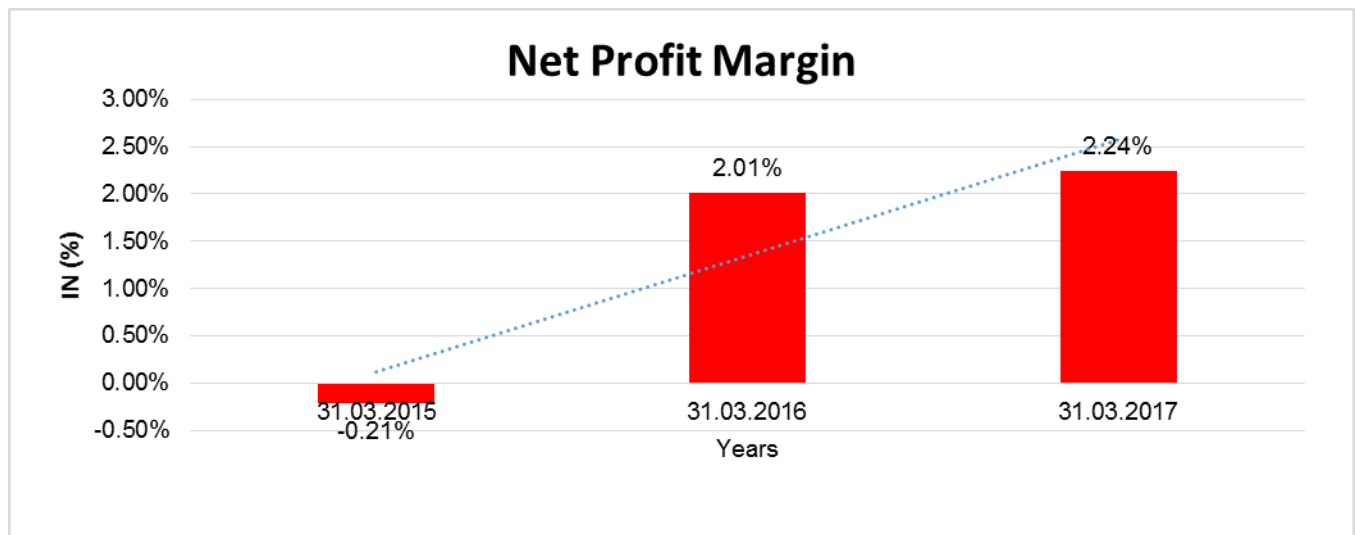
Year on Year Growth	31.03.2015	31.03.2016	31.03.2017
	INR In Million	INR In Million	INR In Million
Sales	1400.354	1383.761	1198.965
		(1.185)	(13.355)



DISCLAIMER : This Report is **PRIVATE & CONFIDENTIAL** and it is prepared at the request of and for its use by the Subscriber only. The Subscriber shall use the contents of the Report merely as an aid to its business. Mira Inform Private Limited ("MIPL") has collated information/data in the Report, which have not been verified unless otherwise specifically mentioned in the Report. The Subscriber shall independently verify the accuracy and correctness of the information/data before in any way acting upon the same. MIPL shall not be liable for any harm, injury, loss or damage caused to the Subscriber due to default by the Subscriber's debtors/beneficiaries in fulfilling their obligations of any nature whatsoever. This Report or any of its portion shall not be used as a documentary evidence or otherwise before any investigative agencies or forum of law. This Report is confidential and proprietary to MIPL. The Subscriber and/or any other person(s) may not reproduce, publish or disclose any of the contents of the Report to others without the express authorization of MIPL. This Report is prepared and issued to the Subscriber without any risk, responsibility or liability on the part of MIPL or its officials.

NET PROFIT MARGIN

Net Profit Margin	31.03.2015	31.03.2016	31.03.2017
	INR In Million	INR In Million	INR In Million
Sales	1400.354	1383.761	1198.965
Profit	(3.010)	27.868	26.852
	(0.21%)	2.01%	2.24%



LOCAL AGENCY FURTHER INFORMATION

Sr. No.	Check list by info agents	Available in Report (Yes/No)
1	Year of establishment	Yes
2	Constitution of the entity -Incorporation details	Yes
3	Locality of the entity	Yes
4	Premises details	No
5	Buyer visit details	--
6	Contact numbers	Yes
7	Name of the person contacted	No
8	Designation of contact person	No
9	Promoter's background	Yes
10	Date of Birth of Proprietor / Partners / Directors	Yes
11	Pan Card No. of Proprietor / Partners	Yes
12	Voter Id Card No. of Proprietor / Partners	No
13	Type of business	Yes
14	Line of Business	Yes
15	Export/import details (if applicable)	No

DISCLAIMER : This Report is **PRIVATE & CONFIDENTIAL** and it is prepared at the request of and for its use by the Subscriber only. The Subscriber shall use the contents of the Report merely as an aid to its business. Mira Inform Private Limited ("MIPL") has collated information/data in the Report, which have not been verified unless otherwise specifically mentioned in the Report. The Subscriber shall independently verify the accuracy and correctness of the information/data before in any way acting upon the same. MIPL shall not be liable for any harm, injury, loss or damage caused to the Subscriber due to default by the Subscriber's debtors/beneficiaries in fulfilling their obligations of any nature whatsoever. This Report or any of its portion shall not be used as a documentary evidence or otherwise before any investigative agencies or forum of law. This Report is confidential and proprietary to MIPL. The Subscriber and/or any other person(s) may not reproduce, publish or disclose any of the contents of the Report to others without the express authorization of MIPL. This Report is prepared and issued to the Subscriber without any risk, responsibility or liability on the part of MIPL or its officials.

16	No. of employees	No
17	Details of sister concerns	No
18	Major suppliers	No
19	Major customers	No
20	Banking Details	Yes
21	Banking facility details	Yes
22	Conduct of the banking account	--
23	Financials, if provided	Yes
24	Capital in the business	Yes
25	Last accounts filed at ROC, if applicable	Yes
26	Turnover of firm for last three years	Yes
27	Reasons for variation <> 20%	--
28	Estimation for coming financial year	No
29	Profitability for last three years	Yes
30	Major shareholders, if available	Yes
31	External Agency Rating, if available	Yes
32	Litigations that the firm/promoter involved in	--
33	Market information	--
34	Payments terms	No
35	Negative Reporting by Auditors in the Annual Report	No

UNSECURED LOANS:

(INR In Million)

Particulars	As on 31.03.2017	As on 31.03.2016
LONG TERM BORROWING		
Rupee term loans from banks	0.895	5.769
Rupee term loans from others	9.358	12.069
Loans and advances from directors	3.575	1.785
Total	13.828	19.623

INDEX OF CHARGE:

S N O	SRN	CHAR GE ID	CHARGE HOLDER NAME	DATE OF CREA TION	DATE OF MODIF ICATION	DATE OF SATISFA CTION	AMOUNT	ADDRESS
1	G5079 7398	10011 6624	EDELWEI SS RETAIL FINANCE LIMITED	31/07/ 2017	-	-	7224957.0	EDELWEISS HOUSE, OFF. C.S.T ROAD,KALINAMUMB AIMA400098IN
2	G4757 2219	10010 7353	RELIANC E COMMER	30/06/ 2017	-	-	15000000.0	RELIANCE CENTRE, 6TH FLOOR, SOUTH WING,OFF.

DISCLAIMER : This Report is **PRIVATE & CONFIDENTIAL** and it is prepared at the request of and for its use by the Subscriber only. The Subscriber shall use the contents of the Report merely as an aid to its business. Mira Inform Private Limited ("MIPL") has collated information/data in the Report, which have not been verified unless otherwise specifically mentioned in the Report. The Subscriber shall independently verify the accuracy and correctness of the information/data before in any way acting upon the same. MIPL shall not be liable for any harm, injury, loss or damage caused to the Subscriber due to default by the Subscriber's debtors/beneficiaries in fulfilling their obligations of any nature whatsoever. This Report or any of its portion shall not be used as a documentary evidence or otherwise before any investigative agencies or forum of law. This Report is confidential and proprietary to MIPL. The Subscriber and/or any other person(s) may not reproduce, publish or disclose any of the contents of the Report to others without the express authorization of MIPL. This Report is prepared and issued to the Subscriber without any risk, responsibility or liability on the part of MIPL or its officials.

			CIAL FINANCE LIMITED					WESTERN EXPRESS HIGHWAY, SANTACRUZ (EAST)MUMBAIMA40 0055IN
3	G8389 5912	10016 9085	DEWAN HOUSIN G FINANCE CORPOR ATION LIMITED	23/06/ 2017	-	-	4900000.0	WARDEN HOUSE 2ND FLOORSIR P M ROADFORTMUMBAI MA400001IN
4	G8079 6006	10016 3447	DEWAN HOUSIN G FINANCE CORPOR ATION LIMITED	31/05/ 2017	-	-	44833434.0	WARDEN HOUSE 2ND FLOORSIR P M ROADFORTMUMBAI MA400001IN
5	C7149 6640	10604 888	RELIANC E CAPITAL LTD	24/11/ 2015	-	-	16900000.0	"H" BLOCK 1ST FLOORHIRUBHAI AMBANI KNOWLEDGE CITY, KOPARKHAIRNENAV I MUMBAIMH400710IN
6	C7152 0902	10605 284	EDELWEI SS RETAIL FINANCE LIMITED	29/10/ 2015	-	-	20546968.0	2A & 2B, SAVITRI TOWER, 3A, DR. MARTIN LUTHER KINGSARANI, (FORMERLY UPPER WOOD STREET)KOLKATAW B700017IN
7	G7715 3302	10515 286	ICICI BANK LIMITED	25/07/ 2014	19/02/201 8	-	312000000.0	ICICI BANK TOWER, NEAR CHAKLI CIRCLE,OLD PADRA ROADVADODARAGU 390007IN
8	Y1021 8529	90125 724	A. P. STATE FINANCI AL CORPOR ATION	30/08/ 1990	-	-	1465000.0	CHIRAG ALI LANEHYDERABADAP IN
9	Y1021 7694	90124 889	ANDHRA PRADES H STATE FINANCI	05/02/ 1988	-	-	173000.0	CHIRAG ALI LANEHYDERABADAP 500001IN

			AL CORPOR ATION					
10	Y1021 8097	90125 292	ANDHRA PRADES H STATE FINANCI AL CORPOR ATION	16/07/ 1980	-	-	490000.0	CHIRAG ALI LANEHYDERABADAP 500001IN
11	Y1021 7631	90124 826	ANDHRA PRADES H STATE FINANCI AL CORPOR ATION	07/04/ 1980	-	-	424440.0	CHIRAG ALI LANEHYDERABADAP 500001IN
12	Y1021 8091	90125 286	INDIAN BANK	12/02/ 1980	-	-	150000.0	OSMANGUNJHYDER ABADAPIN
13	G8860 9482	10494 758	RELIANC E CAPITAL LTD	29/03/ 2014	-	23/05/201 8	6952464.0	RELIANCE CAPITAL LTDDHIRUBHAI AMBANI KNOWLEDGE CITY, KOPARKHAIRNENAV MUMBAIMH400710IN
14	G7884 7951	10465 724	RELIANC E CAPITAL LIMITED	29/11/ 2013	-	15/02/201 8	8700000.0	"H" BLOCK 1ST FLOORDHIRUBHAI AMBANI KNOWLEDGE CITY, KOPARKHAIRNENAV MUMBAIMH400710IN
15	G3373 0649	10405 843	RELIANC E CAPITAL LTD	23/02/ 2013	-	05/01/201 7	2530000.0	"H" BLOCK 1ST FLOORDHIRUBHAI AMBANI KNOWLEDGE CITY, KOPARKHAIRNENAV MUMBAIMH400710IN
16	C6724 0259	10303 885	RELIANC E CAPITAL LTD	31/07/ 2011	-	24/09/201 5	6823494.0	"H" BLOCK 1ST FLOORDHIRUBHAI AMBANI KNOWLEDGE CITY, KOPARKHAIRNENAV MUMBAIMH400710IN
17	C3956 5023	10312 945	HDFC BANK	17/09/ 2011	28/01/201 3	19/12/201 4	186994000.0	HDFC BANK HOUSESENAPATI

			LIMITED					BAPAT MARGLOWER PAREL WMUMBAIMH400013I N
18	C0055 8460	10341 110	RELIANC E CAPITAL LTD	28/02/ 2012	-	19/03/201 4	779184.0	"H" BLOCK 1ST FLOORHIRUBHAI AMBANI KNOWLEDGE CITY, KOPARKHAIRNENAV I MUMBAIMH400710IN
19	B2338 1825	90127 736	STATE BANK OF INDIA	14/03/ 1998	-	18/10/201 1	1500000.0	NACHARAM I. A. BRANCHHYDERABA DAP500076IN
20	B2338 2260	90129 222	STATE BANK OF INDIA	04/01/ 1988	14/03/199 8	18/10/201 1	2100000.0	NACHARAM I. A. BRANCHHYDERABA DAP500076IN
21	B2338 2690	90129 505	STATE BANK OF INDIA	27/06/ 1996	-	18/10/201 1	7700000.0	NACHARAM I. A.HYDERABADAP500 076IN
22	B2339 2913	90128 407	STATE BANK OF INDIA	07/07/ 2003	08/07/200 6	18/10/201 1	61500000.0	NACHARAM I.A. BRANCHNACHARAM HYDERABADAP5000 76IN
23	B2338 1510	90127 719	STATE BANK OF INDIA	04/01/ 1998	31/01/200 2	18/10/201 1	2100000.0	NACHARAM I. A. BRANCHHYDERABA DAPIN
24	B2338 1197	90127 367	STATE BANK OF INDIA	04/01/ 1988	-	18/10/201 1	2100000.0	INDUSTRIAL AREAHYDERABADA P501507IN
25	B2338 0348	90125 294	STATE BANK OF INDIA	29/08/ 1980	-	18/10/201 1	630000.0	NACHARAM IINDUSTRIAL ESTATEHYDERABAD AP500076IN
26	A8758 6624	90128 171	STATE BANK OF INDIA	18/02/ 2002	18/02/200 2	12/05/201 0	7500000.0	NACHARAM I. A. BRANCHHYDERABA DAPIN

FIXED ASSETS:

Tangible assets

- Land
- Buildings
- Plant and equipment
- Furniture and fixtures
- Vehicles

DISCLAIMER : This Report is **PRIVATE & CONFIDENTIAL** and it is prepared at the request of and for its use by the Subscriber only. The Subscriber shall use the contents of the Report merely as an aid to its business. Mira Inform Private Limited ("MIPL") has collated information/data in the Report, which have not been verified unless otherwise specifically mentioned in the Report. The Subscriber shall independently verify the accuracy and correctness of the information/data before in any way acting upon the same. MIPL shall not be liable for any harm, injury, loss or damage caused to the Subscriber due to default by the Subscriber's debtors/beneficiaries in fulfilling their obligations of any nature whatsoever. This Report or any of its portion shall not be used as a documentary evidence or otherwise before any investigative agencies or forum of law. This Report is confidential and proprietary to MIPL. The Subscriber and/or any other person(s) may not reproduce, publish or disclose any of the contents of the Report to others without the express authorization of MIPL. This Report is prepared and issued to the Subscriber without any risk, responsibility or liability on the part of MIPL or its officials.

- Office equipment
- Computer equipments

Intangible assets

- Computer software

CMT REPORT (Corruption, Money Laundering & Terrorism]

The Public Notice information has been collected from various sources including but not limited to: **The Courts, India Prisons Service, Interpol, etc.**

1] INFORMATION ON DESIGNATED PARTY

No records exist designating subject or any of its beneficial owners, controlling shareholders or senior officers as terrorist or terrorist organization or whom notice had been received that all financial transactions involving their assets have been blocked or convicted, found guilty or against whom a judgement or order had been entered in a proceedings for violating money-laundering, anti-corruption or bribery or international economic or anti-terrorism sanction laws or whose assets were seized, blocked, frozen or ordered forfeited for violation of money laundering or international anti-terrorism laws.

2] Court Declaration :

No records exist to suggest that subject is or was the subject of any formal or informal allegations, prosecutions or other official proceeding for making any prohibited payments or other improper payments to government officials for engaging in prohibited transactions or with designated parties.

3] Asset Declaration :

No records exist to suggest that the property or assets of the subject are derived from criminal conduct or a prohibited transaction.

4] Record on Financial Crime :

Charges or conviction registered against subject: **None**

5] Records on Violation of Anti-Corruption Laws :

Charges or investigation registered against subject: **None**

6] Records on Int'l Anti-Money Laundering Laws/Standards :

Charges or investigation registered against subject: **None**

7] Criminal Records

No available information exist that suggest that subject or any of its principals have been formally charged or convicted by a competent governmental authority for any financial crime or under any formal investigation by a competent government authority for any violation of anti-corruption laws or international anti-money laundering laws or standard.

8] Affiliation with Government :

No record exists to suggest that any director or indirect owners, controlling shareholders, director, officer or employee of the company is a government official or a family member or close business associate of a Government official.

9] Compensation Package :

Our market survey revealed that the amount of compensation sought by the subject is fair and reasonable and comparable to compensation paid to others for similar services.

10] Press Report :

No press reports / filings exists on the subject.

CORPORATE GOVERNANCE

MIRA INFORM as part of its Due Diligence do provide comments on Corporate Governance to identify management and governance. These factors often have been predictive and in some cases have created vulnerabilities to credit deterioration.

Our Governance Assessment focuses principally on the interactions between a company's management, its Board of Directors, Shareholders and other financial stakeholders.

CONTRAVENTION

Subject is not known to have contravened any existing local laws, regulations or policies that prohibit, restrict or otherwise affect the terms and conditions that could be included in the agreement with the subject.

FOREIGN EXCHANGE RATES

Currency	Unit	INR
US Dollar	1	INR 71.79
UK Pound	1	INR 94.14
Euro	1	INR 83.93

INFORMATION DETAILS

Information Gathered by :	GYT
Analysis Done by :	NYT
Report Prepared by :	KVT

SCORE FACTORS

DEMERIT POINTS		
--BANK CHARGES	YES/NO	YES
--LITIGATION	YES/NO	NO
--OTHER ADVERSE INFORMATION	YES/NO	NO
MERIT POINTS		
--SOLE DISTRIBUTORSHIP	YES/NO	NO
--EXPORT ACTIVITIES	YES/NO	NO
--AFFILIATION	YES/NO	NO
--LISTED	YES/NO	NO
--OTHER MERIT FACTORS	YES/NO	YES

RATING EXPLANATIONS

Credit Rating	Explanation	Rating Comments
A++	Minimum Risk	Business dealings permissible with minimum risk of default
A+	Low Risk	Business dealings permissible with low risk of default
A	Acceptable Risk	Business dealings permissible with moderate risk of default
B	Medium Risk	Business dealings permissible on a regular monitoring basis
C	Medium High Risk	Business dealings permissible preferably on secured basis
D	High Risk	Business dealing not recommended or on secured terms only
NB	New Business	No recommendation can be done due to business in infancy stage
NT	No Trace	No recommendation can be done as the business is not traceable

NB is stated where there is insufficient information to facilitate rating. However, it is not to be considered as unfavourable.

This score serves as a reference to assess SC's credit risk and to set the amount of credit to be extended. It is calculated from a composite of weighted scores obtained from each of the major sections of this report. The assessed factors are as follows:

- Financial condition covering various ratios
- Company background and operations size
- Promoters / Management background
- Payment record
- Litigation against the subject
- Industry scenario / competitor analysis
- Supplier / Customer / Banker review (wherever available)

DISCLAIMER : This Report is **PRIVATE & CONFIDENTIAL** and it is prepared at the request of and for its use by the Subscriber only. The Subscriber shall use the contents of the Report merely as an aid to its business. Mira Inform Private Limited ("MIPL") has collated information/data in the Report, which have not been verified unless otherwise specifically mentioned in the Report. The Subscriber shall independently verify the accuracy and correctness of the information/data before in any way acting upon the same. MIPL shall not be liable for any harm, injury, loss or damage caused to the Subscriber due to default by the Subscriber's debtors/beneficiaries in fulfilling their obligations of any nature whatsoever. This Report or any of its portion shall not be used as a documentary evidence or otherwise before any investigative agencies or forum of law. This Report is confidential and proprietary to MIPL. The Subscriber and/or any other person(s) may not reproduce, publish or disclose any of the contents of the Report to others without the express authorization of MIPL. This Report is prepared and issued to the Subscriber without any risk, responsibility or liability on the part of MIPL or its officials.