

## MIRA INFORM REPORT

<b>Report No. :</b>	529833
<b>Report Date :</b>	15.09.2018

### IDENTIFICATION DETAILS

<b>Name :</b>	COOPER ROLLER BEARINGS COMPANY LIMITED
<b>Formerly Known As :</b>	COOPER BEARINGS LIMITED
<b>Registered Office :</b>	Wisbech Road Kings Lynn Norfolk Pe30 5jx
<b>Country :</b>	United Kingdom
<b>Financials (as on) :</b>	31.12.2016
<b>Date of Incorporation :</b>	16.06.1982
<b>Com. Reg. No.:</b>	01643976
<b>Legal Form :</b>	Private Limited with Share Capital
<b>Line of Business :</b>	<ul style="list-style-type: none"> <li>• Manufacture of bearings, gears, gearing and driving elements</li> <li>• The manufacture and sale of complete bearings and parts</li> </ul>
<b>No. of Employees :</b>	190

### RATING & COMMENTS

(Mira Inform has adopted New Rating mechanism w.e.f. 23<sup>rd</sup> January 2017)

<b>MIRA's Rating :</b>	A+
------------------------	----

Credit Rating	Explanation	Rating Comments
A+	Low Risk	Business dealings permissible with low risk of default

<b>Status :</b>	Good
<b>Payment Behaviour :</b>	Regular
<b>Litigation :</b>	Clear

**DISCLAIMER :** This Report is **PRIVATE & CONFIDENTIAL** and it is prepared at the request of and for its use by the Subscriber only. The Subscriber shall use the contents of the Report merely as an aid to its business. Mira Inform Private Limited ("MIPL") has collated information/data in the Report, which have not been verified unless otherwise specifically mentioned in the Report. The Subscriber shall independently verify the accuracy and correctness of the information/data before in any way acting upon the same. MIPL shall not be liable for any harm, injury, loss or damage caused to the Subscriber due to default by the Subscriber's debtors/beneficiaries in fulfilling their obligations of any nature whatsoever. This Report or any of its portion shall not be used as a documentary evidence or otherwise before any investigative agencies or forum of law. This Report is confidential and proprietary to MIPL. The Subscriber and/or any other person(s) may not reproduce, publish or disclose any of the contents of the Report to others without the express authorization of MIPL. This Report is prepared and issued to the Subscriber without any risk, responsibility or liability on the part of MIPL or its officials.

**NOTES :**

Any query related to this report can be made on e-mail : [infodept@mirainform.com](mailto:infodept@mirainform.com) while quoting report number, name and date.

**ECGC Country Risk Classification List**

Country Name	Previous Rating (31.12.2017)	Current Rating (01.04.2018)
United Kingdom	A1	A1

Risk Category	ECGC Classification
Insignificant	A1
Low Risk	A2
Moderately Low Risk	B1
Moderate Risk	B2
Moderately High Risk	C1
High Risk	C2
Very High Risk	D

**DISCLAIMER :** This Report is **PRIVATE & CONFIDENTIAL** and it is prepared at the request of and for its use by the Subscriber only. The Subscriber shall use the contents of the Report merely as an aid to its business. Mira Inform Private Limited ("MIPL") has collated information/data in the Report, which have not been verified unless otherwise specifically mentioned in the Report. The Subscriber shall independently verify the accuracy and correctness of the information/data before in any way acting upon the same. MIPL shall not be liable for any harm, injury, loss or damage caused to the Subscriber due to default by the Subscriber's debtors/beneficiaries in fulfilling their obligations of any nature whatsoever. This Report or any of its portion shall not be used as a documentary evidence or otherwise before any investigative agencies or forum of law. This Report is confidential and proprietary to MIPL. The Subscriber and/or any other person(s) may not reproduce, publish or disclose any of the contents of the Report to others without the express authorization of MIPL. This Report is prepared and issued to the Subscriber without any risk, responsibility or liability on the part of MIPL or its officials.

**UNITED KINGDOM - ECONOMIC OVERVIEW**

The UK, a leading trading power and financial center, is the third largest economy in Europe after Germany and France. Agriculture is intensive, highly mechanized, and efficient by European standards, producing about 60% of food needs with less than 2% of the labor force. The UK has large coal, natural gas, and oil resources, but its oil and natural gas reserves are declining; the UK has been a net importer of energy since 2005. Services, particularly banking, insurance, and business services, are key drivers of British GDP growth. Manufacturing, meanwhile, has declined in importance but still accounts for about 10% of economic output.

In 2008, the global financial crisis hit the economy particularly hard, due to the importance of its financial sector. Falling home prices, high consumer debt, and the global economic slowdown compounded the UK's economic problems, pushing the economy into recession in the latter half of 2008 and prompting the then BROWN (Labour) government to implement a number of measures to stimulate the economy and stabilize the financial markets. Facing burgeoning public deficits and debt levels, in 2010 the then CAMERON-led coalition government (between Conservatives and Liberal Democrats) initiated an austerity program, which has continued under the Conservative government. However, the deficit still remains one of the highest in the G7, standing at 3.6% of GDP as of 2017, and the UK has pledged to lower its corporation tax from 20% to 17% by 2020. The UK had a debt burden of 90.4% GDP at the end of 2017.

The UK economy has begun to slow since the referendum vote to leave the EU in June 2016. A sustained depreciation of the British pound has increased consumer and producer prices, weighing on consumer spending without spurring a meaningful increase in exports. The UK has an extensive trade relationship with other EU members through its single market membership, and economic observers have warned the exit will jeopardize its position as the central location for European financial services. Prime Minister MAY is seeking a new "deep and special" trade relationship with the EU following the UK's exit. However, economists doubt that the UK will be able to preserve the benefits of EU membership without the obligations. The UK is expected to officially leave the EU by the end of March 2019.

Source : CIA

## **COMPANY NAME AND ADDRESS**

Company Name: **COOPER ROLLER BEARINGS COMPANY LIMITED**  
Company No: **01643976**  
Company Status: **Active - Accounts Filed**

## **COMPANY SUMMARY**

**Registered Address** WISBECH ROAD  
KINGS LYNN  
NORFOLK  
PE30 5JX

**Trading Address** Wisbech Road  
King's Lynn  
Norfolk  
PE30 5JX

**Website Address** <http://www.cooperbearings.com>

**Telephone Number** 01553763447  
**Fax Number**  
**TPS** No  
**FPS** Yes  
**Incorporation Date** 16/06/1982  
**Previous Name** COOPER BEARINGS LIMITED  
**Type** Private limited with Share Capital  
**FTSE Index** -  
**Date of Change** 01/01/1983  
**Filing Date of Accounts** 26/04/2017  
**Currency** GBP  
**Share Capital** £2,445,329  
**SIC07** 28150  
**Charity Number** -  
**SIC07 Description** MANUFACTURE OF BEARINGS, GEARS, GEARING AND DRIVING  
ELEMENTS  
**Principal Activity** The manufacture and sale of complete bearings and parts.

## **ADDITIONAL INFORMATION**

**CCJ's** 0 (£0)  
**No CCJ Information To Display**  
**Ultimate Holding Company** -  
**Accountant** -

Mortgages	2
Trade Debtors	-
Group	0 companies
Linkages	0 companies
Countries	In 0 countries

## **KEY FINANCIALS**

Year to Date	Turnover	Pre Tax Profit	Shareholder's Funds	Employees
31/12/2016	£18,705,000	£5,122,000	£37,086,000	190
31/12/2015	£21,401,000	£5,690,000	£32,822,000	221
31/12/2014	£25,236,000	£9,967,000	£28,112,000	226

## **MORTGAGE SUMMARY**

Total Mortgage	2
Outstanding	0
Satisfied	2

## **TRADE DEBTORS / BAD DEBT SUMMARY**

Total Number of Documented Trade	1
Total Value of Documented Trade	£987

## **COMMENTARY**

This company's ratio of total liabilities to total assets indicates the presence of strong equity funding.

This company's return on total assets employed ratio indicates a highly efficient use of assets.

This company has only made late payments on a low percentage of invoices.

The company has more cash than short term bank borrowings.

This company trades in an industry with a lower level of corporate failures.

## **CCJ**

Total Number of Exact CCJs -	0	Total Value of Exact CCJs -
Total Number of Possible CCJs -	0	Total Value of Possible CCJs -
Total Number of Satisfied CCJs -	0	Total Value of Satisfied CCJs -

**DISCLAIMER** : This Report is **PRIVATE & CONFIDENTIAL** and it is prepared at the request of and for its use by the Subscriber only. The Subscriber shall use the contents of the Report merely as an aid to its business. Mira Inform Private Limited ("MIPL") has collated information/data in the Report, which have not been verified unless otherwise specifically mentioned in the Report. The Subscriber shall independently verify the accuracy and correctness of the information/data before in any way acting upon the same. MIPL shall not be liable for any harm, injury, loss or damage caused to the Subscriber due to default by the Subscriber's debtors/beneficiaries in fulfilling their obligations of any nature whatsoever. This Report or any of its portion shall not be used as a documentary evidence or otherwise before any investigative agencies or forum of law. This Report is confidential and proprietary to MIPL. The Subscriber and/or any other person(s) may not reproduce, publish or disclose any of the contents of the Report to others without the express authorization of MIPL. This Report is prepared and issued to the Subscriber without any risk, responsibility or liability on the part of MIPL or its officials.

Total Number of Writs -	-	
-------------------------	---	--

## **CURRENT DIRECTORS**

<b>Title</b>	Ms	<b>Function</b>	Director
<b>Name</b>	Sharon Linda Smith	<b>Nationality</b>	British
<b>Date of Birth</b>	11/1962	<b>Present Appointments</b>	8
<b>Latest Address</b>	59 Russell Road, Toddington, Dunstable	<b>Appointment Date</b>	12/12/2013
<b>Post Code</b>	LU5 6QE		
<b>Title</b>	Mr	<b>Function</b>	Director
<b>Name</b>	Bo Peter Torpman	<b>Nationality</b>	Swedish
<b>Date of Birth</b>	07/1973	<b>Present Appointments</b>	1
<b>Latest Address</b>	Ab Skf Hornsgatan 1 415 50, Gothenburg	<b>Appointment Date</b>	11/04/2017
<b>Post Code</b>			
<b>Title</b>	Mr	<b>Function</b>	Director
<b>Name</b>	Ian Lindsay Bloxham	<b>Nationality</b>	British
<b>Date of Birth</b>	10/1960	<b>Present Appointments</b>	1
<b>Latest Address</b>	Cooper Roller Bearings Company Limited Wisbech Roa, King's Lynn	<b>Appointment Date</b>	16/07/2018
<b>Post Code</b>	PE30 5JX		

## **CURRENT COMPANY SECRETARY**

<b>Title</b>	Mrs	<b>Function</b>	Company Secretary
<b>Name</b>	Paula Jane Owen	<b>Nationality</b>	
<b>Date of Birth</b>	-	<b>Present Appointments</b>	1
<b>Latest Address</b>	Skf (U.k.) Limited Sundon Park Road, Luton	<b>Appointment Date</b>	11/04/2017
<b>Post Code</b>	LU3 3BL		
















## **TOP SHAREHOLDERS**

Name	Currency	Share Count	Share Type	Nominal Value	% of Total Share Count
AB SKF	GBP	2,445,329	ORDINARY	1	100

**DISCLAIMER** : This Report is **PRIVATE & CONFIDENTIAL** and it is prepared at the request of and for its use by the Subscriber only. The Subscriber shall use the contents of the Report merely as an aid to its business. Mira Inform Private Limited ("MIPL") has collated information/data in the Report, which have not been verified unless otherwise specifically mentioned in the Report. The Subscriber shall independently verify the accuracy and correctness of the information/data before in any way acting upon the same. MIPL shall not be liable for any harm, injury, loss or damage caused to the Subscriber due to default by the Subscriber's debtors/beneficiaries in fulfilling their obligations of any nature whatsoever. This Report or any of its portion shall not be used as a documentary evidence or otherwise before any investigative agencies or forum of law. This Report is confidential and proprietary to MIPL. The Subscriber and/or any other person(s) may not reproduce, publish or disclose any of the contents of the Report to others without the express authorization of MIPL. This Report is prepared and issued to the Subscriber without any risk, responsibility or liability on the part of MIPL or its officials.

## FINANCIALS















### Profit & Loss

	Date Of Accounts	31/12/16	(%)	31/12/15	(%)	31/12/14	(%)	31/12/13	(%)	31/12/12
	Weeks	52	(%)	52	(%)	52	(%)	52	(%)	52
	Currency	GBP	(%)	GBP	(%)	GBP	(%)	GBP	(%)	GBP
	Consolidated A/cs	N	(%)	N	(%)	N	(%)	N	(%)	N
	<b>Turnover</b>	<b>£18,705,000</b>	<b>-12.6%</b>	<b>£21,401,000</b>	<b>-15.2%</b>	<b>£25,236,000</b>	<b>12.9%</b>	<b>£22,346,000</b>	<b>-6.6%</b>	<b>£23,935,000</b>
	Export	-	-	-	-	-	-	-	-	-
	Cost of Sales	£10,070,000	-14.5%	£11,775,000	-14.6%	£13,790,000	6.9%	£12,894,000	-3.3%	£13,338,000
	Gross Profit	£8,635,000	-10.3%	£9,626,000	-15.9%	£11,446,000	21.1%	£9,452,000	-10.8%	£10,597,000
	Wages & Salaries	£7,136,000	-6%	£7,590,000	0.6%	£7,541,000	1.4%	£7,437,000	-8.9%	£8,167,000
	Directors Emoluments	£78,000	-36.1%	£122,000	3.4%	£118,000	-48%	£227,000	27.5%	£178,000
	<b>Operating Profit</b>	<b>£5,121,000</b>	<b>-10%</b>	<b>£5,687,000</b>	<b>-42.6%</b>	<b>£9,911,000</b>	<b>92.9%</b>	<b>£5,137,000</b>	<b>-13.8%</b>	<b>£5,957,000</b>
	Depreciation	£843,000	-0.5%	£847,000	2.9%	£823,000	7.6%	£765,000	30.8%	£585,000
	Audit Fees	£48,000	-7.7%	£52,000	8.3%	£48,000	-	£48,000	9.1%	£44,000
	Interest Payments	-	-	-	-	-	-	-	-	-
	<b>Pre Tax Profit</b>	<b>£5,122,000</b>	<b>-10%</b>	<b>£5,690,000</b>	<b>-42.9%</b>	<b>£9,967,000</b>	<b>92.1%</b>	<b>£5,189,000</b>	<b>-13.6%</b>	<b>£6,007,000</b>
	Taxation	-£858,000	12.4%	-£980,000	36.1%	£1,534,000	-39.1%	£1,103,000	23.9%	£1,449,000
	Profit After Tax	£4,264,000	-9.5%	£4,710,000	-44.1%	£8,433,000	106.4%	£4,086,000	-10.4%	£4,558,000
	Dividends Payable	-	-	-	-	-	-	-	-	-
	<b>Retained Profit</b>	<b>£4,264,000</b>	<b>-9.5%</b>	<b>£4,710,000</b>	<b>-44.1%</b>	<b>£8,433,000</b>	<b>106.4%</b>	<b>£4,086,000</b>	<b>-10.4%</b>	<b>£4,558,000</b>

**DISCLAIMER** : This Report is **PRIVATE & CONFIDENTIAL** and it is prepared at the request of and for its use by the Subscriber only. The Subscriber shall use the contents of the Report merely as an aid to its business. Mira Inform Private Limited ("MIPL") has collated information/data in the Report, which have not been verified unless otherwise specifically mentioned in the Report. The Subscriber shall independently verify the accuracy and correctness of the information/data before in any way acting upon the same. MIPL shall not be liable for any harm, injury, loss or damage caused to the Subscriber due to default by the Subscriber's debtors/beneficiaries in fulfilling their obligations of any nature whatsoever. This Report or any of its portion shall not be used as a documentary evidence or otherwise before any investigative agencies or forum of law. This Report is confidential and proprietary to MIPL. The Subscriber and/or any other person(s) may not reproduce, publish or disclose any of the contents of the Report to others without the express authorization of MIPL. This Report is prepared and issued to the Subscriber without any risk, responsibility or liability on the part of MIPL or its officials.

					%				%	
--	--	--	--	--	---	--	--	--	---	--




Balance Sheet

	Date Of Accounts	31/12/16	(%)	31/12/15	(%)	31/12/14	(%)	31/12/13	(%)	31/12/12
	Tangible Assets	£7,186,000	-7.2%	£7,742,000	-4.3%	£8,092,000	-22.5%	£10,444,000	7.8%	£9,686,000
	Intangible Assets	0	-	0	-	0	-	0	-	0
	<b>Total Fixed Assets</b>	<b>£7,186,000</b>	<b>-7.2%</b>	<b>£7,742,000</b>	<b>-4.3%</b>	<b>£8,092,000</b>	<b>-22.5%</b>	<b>£10,444,000</b>	<b>7.8%</b>	<b>£9,686,000</b>
	Stock	£3,306,000	-0.2%	£3,312,000	-0.7%	£3,336,000	-23.7%	£4,373,000	-15.8%	£5,194,000
	Trade Debtors	£1,620,000	-7.4%	£1,750,000	-33.5%	£2,632,000	-9.1%	£2,895,000	-7.5%	£3,131,000
	Cash	£98,000	988.9%	£9,000	-97.5%	£363,000	-84.7%	£2,375,000	-35.2%	£3,664,000
	Other Debtors	£28,579,000	24.8%	£22,897,000	32.7%	£17,258,000	144.3%	£7,063,000	414.8%	£1,372,000
	Miscellaneous Current Assets	0	-	0	-	0	-	0	-	0
	<b>Total Current Assets</b>	<b>£33,603,000</b>	<b>20.1%</b>	<b>£27,968,000</b>	<b>18.6%</b>	<b>£23,589,000</b>	<b>41.2%</b>	<b>£16,706,000</b>	<b>25%</b>	<b>£13,361,000</b>
	Trade Creditors	£732,000	10.9%	£660,000	-42.3%	£1,143,000	25.6%	£910,000	-17.6%	£1,105,000
	Bank Loans & Overdrafts	0	-	0	-	0	-	0	-	0
	Other Short Term Finance	£1,278,000	49.6%	£854,000	68.4%	£507,000	-89.6%	£4,877,000	7%	£4,559,000
	Miscellaneous Current Liabilities	£1,291,000	33.1%	£970,000	-34.1%	£1,473,000	17%	£1,259,000	-12.4%	£1,437,000
	<b>Total Current Liabilities</b>	<b>£3,301,000</b>	<b>32.9%</b>	<b>£2,484,000</b>	<b>-20.5%</b>	<b>£3,123,000</b>	<b>-55.7%</b>	<b>£7,046,000</b>	<b>-0.8%</b>	<b>£7,101,000</b>






**DISCLAIMER** : This Report is **PRIVATE & CONFIDENTIAL** and it is prepared at the request of and for its use by the Subscriber only. The Subscriber shall use the contents of the Report merely as an aid to its business. Mira Inform Private Limited ("MIPL") has collated information/data in the Report, which have not been verified unless otherwise specifically mentioned in the Report. The Subscriber shall independently verify the accuracy and correctness of the information/data before in any way acting upon the same. MIPL shall not be liable for any harm, injury, loss or damage caused to the Subscriber due to default by the Subscriber's debtors/beneficiaries in fulfilling their obligations of any nature whatsoever. This Report or any of its portion shall not be used as a documentary evidence or otherwise before any investigative agencies or forum of law. This Report is confidential and proprietary to MIPL. The Subscriber and/or any other person(s) may not reproduce, publish or disclose any of the contents of the Report to others without the express authorization of MIPL. This Report is prepared and issued to the Subscriber without any risk, responsibility or liability on the part of MIPL or its officials.

**COOPER ROLLER BEARINGS COMPANY LIMITED - 529833**






**PAGE NO. : 9**

	Bank Loans & Overdrafts and LTL	£402,000	-0.5%	£404,000	-9.4%	£446,000	4.9%	£425,000	20.4%	£353,000
	Other Long Term Finance	0	-	0	-	0	-	0	-	0
	<b>Total Long Term Liabilities</b>	<b>£402,000</b>	<b>-0.5%</b>	<b>£404,000</b>	<b>-9.4%</b>	<b>£446,000</b>	<b>4.9%</b>	<b>£425,000</b>	<b>20.4%</b>	<b>£353,000</b>


**Capital & Reserves**

	Date Of Accounts	31/12/16	(%)	31/12/15	(%)	31/12/14	(%)	31/12/13	(%)	31/12/12
	Called Up Share Capital	£2,445,000	-	£2,445,000	-	£2,445,000	-	£2,445,000	-	£2,445,000
	P & L Account Reserve	£31,081,000	15.9%	£26,817,000	21.3%	£22,107,000	61.7%	£13,674,000	42.6%	£9,588,000
	Revaluation Reserve	-	-	-	-	-	-	-	-	-
	Sundry Reserves	£3,560,000	-	£3,560,000	-	£3,560,000	-	£3,560,000	-	£3,560,000
	<b>Shareholder Funds</b>	<b>£37,086,000</b>	<b>13%</b>	<b>£32,822,000</b>	<b>16.8%</b>	<b>£28,112,000</b>	<b>42.9%</b>	<b>£19,679,000</b>	<b>26.2%</b>	<b>£15,593,000</b>




**Other Financial Items**

	Date Of Accounts	31/12/16	(%)	31/12/15	(%)	31/12/14	(%)	31/12/13	(%)	31/12/12
	Net Worth	£37,086,000	13%	£32,822,000	16.8%	£28,112,000	42.9%	£19,679,000	26.2%	£15,593,000
	Working Capital	£30,302,000	18.9%	£25,484,000	24.5%	£20,466,000	111.9%	£9,660,000	54.3%	£6,260,000
	Total Assets	£40,789,000	14.2%	£35,710,000	12.7%	£31,681,000	16.7%	£27,150,000	17.8%	£23,047,000
	Total Liabilities	£3,703,000	28.2%	£2,888,000	19.1%	£3,569,000	52.2%	£7,471,000	0.2%	£7,454,000
	Net Assets	£37,086,000	13%	£32,822,000	16.8%	£28,112,000	42.9%	£19,679,000	26.2%	£15,593,000



**Cash Flow**

	Date Of Accounts	31/12/16	(%)	31/12/15	(%)	31/12/14	(%)	31/12/13	(%)	31/12/12
	Net Cashflow from Operations	-	-	-	-	-	-	-	-	-












**DISCLAIMER** : This Report is **PRIVATE & CONFIDENTIAL** and it is prepared at the request of and for its use by the Subscriber only. The Subscriber shall use the contents of the Report merely as an aid to its business. Mira Inform Private Limited ("MIPL") has collated information/data in the Report, which have not been verified unless otherwise specifically mentioned in the Report. The Subscriber shall independently verify the accuracy and correctness of the information/data before in any way acting upon the same. MIPL shall not be liable for any harm, injury, loss or damage caused to the Subscriber due to default by the Subscriber's debtors/beneficiaries in fulfilling their obligations of any nature whatsoever. This Report or any of its portion shall not be used as a documentary evidence or otherwise before any investigative agencies or forum of law. This Report is confidential and proprietary to MIPL. The Subscriber and/or any other person(s) may not reproduce, publish or disclose any of the contents of the Report to others without the express authorization of MIPL. This Report is prepared and issued to the Subscriber without any risk, responsibility or liability on the part of MIPL or its officials.

	Net Cashflow before Financing	-	-	-	-	-	-	-	-	-
	Net Cashflow from Financing	-	-	-	-	-	-	-	-	-
	Increase in Cash	-	-	-	-	-	-	-	-	-

Miscellaneous

	Date Of Accounts	31/12/16	(%)	31/12/15	(%)	31/12/14	(%)	31/12/13	(%)	31/12/12
	Contingent Liability	NO	-	NO	-	NO	-	NO	-	NO
	Capital Employed	£37,488,000	12.8%	£33,226,000	16.3%	£28,558,000	42.1%	£20,104,000	26.1%	£15,946,000
	Number of Employees	190	-14%	221	-2.2%	226	-4.2%	236	-3.3%	244
	Accountants									
	Auditors	PRICEWATERHOUSECOOPERS LLP								
	Auditor Comments	The audit report contains no adverse comments								
	Bankers	SEB MERCHANT BANK								
	Bank Branch Code									




Ratios

	Date Of Accounts	31/12/16	31/12/15	31/12/14	31/12/13	31/12/12
	Pre-tax profit margin %	27.38	26.59	39.50	23.22	25.10
	Current ratio	10.18	11.26	7.55	2.37	1.88
	Sales/Net Working Capital	0.62	0.84	1.23	2.31	3.82
	Gearing %	1.10	1.20	1.60	2.20	2.30
	Equity in %	90.90	91.90	88.70	72.50	67.70
	Creditor Days	14.24	11.22	16.48	14.82	16.80
	Debtor Days	31.52	29.76	37.96	47.15	47.61
	Liquidity/Acid Test	9.17	9.92	6.48	1.75	1.15
	Return On Capital Employed %	13.66	17.12	34.90	25.81	37.67
	Return On Total Assets Employed %	12.55	15.93	31.46	19.11	26.06
	Current Debt Ratio	0.08	0.07	0.11	0.35	0.45

**DISCLAIMER** : This Report is **PRIVATE & CONFIDENTIAL** and it is prepared at the request of and for its use by the Subscriber only. The Subscriber shall use the contents of the Report merely as an aid to its business. Mira Inform Private Limited ("MIPL") has collated information/data in the Report, which have not been verified unless otherwise specifically mentioned in the Report. The Subscriber shall independently verify the accuracy and correctness of the information/data before in any way acting upon the same. MIPL shall not be liable for any harm, injury, loss or damage caused to the Subscriber due to default by the Subscriber's debtors/beneficiaries in fulfilling their obligations of any nature whatsoever. This Report or any of its portion shall not be used as a documentary evidence or otherwise before any investigative agencies or forum of law. This Report is confidential and proprietary to MIPL. The Subscriber and/or any other person(s) may not reproduce, publish or disclose any of the contents of the Report to others without the express authorization of MIPL. This Report is prepared and issued to the Subscriber without any risk, responsibility or liability on the part of MIPL or its officials.

**COOPER ROLLER BEARINGS COMPANY LIMITED - 529833**

**PAGE NO. : 11**

	Total Debt Ratio	0.09	0.08	0.12	0.37	0.47
	Stock Turnover Ratio %	17.67	15.47	13.21	19.56	21.70
	Return on Net Assets Employed %	13.81	17.33	35.45	26.36	38.52

**Report Notes**

There are no notes to display.

**Status History**

No Status History found

**EVENT HISTORY**

Date	Description
30/07/2018	New Board Member Mr I.L. Bloxham appointed
27/03/2018	Mr P.E. Smith has left the board
20/11/2017	Confirmation Statement
06/05/2017	Payment Data Update Received
05/05/2017	New Accounts Filed
26/04/2017	Mr I.C. Ross has left the board
26/04/2017	New Board Member Mr P.E. Smith appointed
25/04/2017	Payment Data Update Received
25/04/2017	Mr I.C. Ross has resigned as company secretary
25/04/2017	New Company Secretary Mrs P.J. Owen appointed
25/04/2017	New Board Member Mr B.P. Torpman appointed
09/11/2016	Annual Returns
22/04/2016	New Accounts Filed
21/03/2016	Mr B.J. Mondics has left the board
07/11/2015	Annual Returns

**PREVIOUS COMPANY NAMES**

Date	Previous Name
01/01/1983	COOPER BEARINGS LIMITED

**Writ Details**

No writs found

**DISCLAIMER** : This Report is **PRIVATE & CONFIDENTIAL** and it is prepared at the request of and for its use by the Subscriber only. The Subscriber shall use the contents of the Report merely as an aid to its business. Mira Inform Private Limited ("MIPL") has collated information/data in the Report, which have not been verified unless otherwise specifically mentioned in the Report. The Subscriber shall independently verify the accuracy and correctness of the information/data before in any way acting upon the same. MIPL shall not be liable for any harm, injury, loss or damage caused to the Subscriber due to default by the Subscriber's debtors/beneficiaries in fulfilling their obligations of any nature whatsoever. This Report or any of its portion shall not be used as a documentary evidence or otherwise before any investigative agencies or forum of law. This Report is confidential and proprietary to MIPL. The Subscriber and/or any other person(s) may not reproduce, publish or disclose any of the contents of the Report to others without the express authorization of MIPL. This Report is prepared and issued to the Subscriber without any risk, responsibility or liability on the part of MIPL or its officials.

## STATISTICS

Group	-
Linkages	0 companies
Countries	In 0 countries

### Summary

Holding Company	-
Ownership Status	
Ultimate Holding Company	-

Group StructureFull

No Group Structure

## MORTGAGE DETAILS

<b>Mortgage Type:</b>	MORTGAGE DEBENTURE
<b>Date Charge Created:</b>	24/06/88
<b>Date Charge Registered:</b>	11/07/88
<b>Date Charge Satisfied:</b>	30/12/91
<b>Status:</b>	SATISFIED
<b>Person(s) Entitled:</b>	T.S.B. SCOTLAND PUBLIC LIMITED COMPANAY
<b>Amount Secured:</b>	ALL MONIES DUE OR TO BECOME DUE FROM THE COMPANY TO THE CHARGEES ON ANY ACCOUNT WHATSOEVER
<b>Details:</b>	FIXED AND FLOATING CHARGES OVER THE UNDERTAKING AND ALL PROPERTY AND ASSETS PRESENT AND FUTURE INCLUDING GOODWILL BOOKDEBTS UNCALLED CAPITAL BUILDINGS FIXTURES FIXED PLANT AND MACHINERY
<b>Mortgage Type:</b>	MORTGAGE DEBENTURE
<b>Date Charge Created:</b>	26/02/88
<b>Date Charge Registered:</b>	07/03/88
<b>Date Charge Satisfied:</b>	30/12/91
<b>Status:</b>	SATISFIED
<b>Person(s) Entitled:</b>	T.S.B. SCOTLAND PUBLIC LIMITED COMPANY
<b>Amount Secured:</b>	ALL MONIES DUE OR TO BECOME DUE FROM THE COMPANY TO THE CHARGEES ON ANY ACCOUNT WHATSOEVER
<b>Details:</b>	(PLEASE SEE FORM 395E FIXED AND FLOATING CHARGES OVER THE UNDERTAKING AND ALL PROPERTY AND ASSETS PRESENT AND FUTURE INCLUDING GOODWILL BOOKDEBTS UNCALLED CAPITAL BUILDINGS FIXTURES FIXED PLANT AND MACHINERY

**DISCLAIMER :** This Report is **PRIVATE & CONFIDENTIAL** and it is prepared at the request of and for its use by the Subscriber only. The Subscriber shall use the contents of the Report merely as an aid to its business. Mira Inform Private Limited ("MIPL") has collated information/data in the Report, which have not been verified unless otherwise specifically mentioned in the Report. The Subscriber shall independently verify the accuracy and correctness of the information/data before in any way acting upon the same. MIPL shall not be liable for any harm, injury, loss or damage caused to the Subscriber due to default by the Subscriber's debtors/beneficiaries in fulfilling their obligations of any nature whatsoever. This Report or any of its portion shall not be used as a documentary evidence or otherwise before any investigative agencies or forum of law. This Report is confidential and proprietary to MIPL. The Subscriber and/or any other person(s) may not reproduce, publish or disclose any of the contents of the Report to others without the express authorization of MIPL. This Report is prepared and issued to the Subscriber without any risk, responsibility or liability on the part of MIPL or its officials.

Creditor Details

	Total Number	Total Value
Trade Creditors	0	-
No Creditor Data		

Trade Debtors / Bad Debt Detail

	Total Number of Documented Trade	Total Value of Documented Trade	
Trade Debtors	1	£987	
Company Name	Amount	Statement Date	
G S F Sliding Systems Ltd	£987	05/10/2012	

Previous Director/Company Secretaries

Name	Current Active Appointments	Previous Appointments	Dissolved Companies
William Montgomery Deeprose	0	3	22
John Christian Perry	0	2	39
William Terence Blaney	0	2	12
Francis Gerald Powell	0	1	0
David William Lukasik	0	1	1
Christopher Mark Haggett	0	4	4
Christopher Mark Haggett	0	4	4
Lawrence Joseph Cawley	0	2	4
Robert Stuart Cardow	0	3	1
Stephen Anthony Gates	0	5	4
Andrew Marriott Taylor	2	4	5
Geoffrey Morrow Scott	0	2	5
Barry Smith	0	1	3
Brian Phillip Campbell	0	4	4
Stephen Kenneth Clough	1	2	3
Jonathan Leonard Dawe	0	4	7
Edwin Gair	0	1	5
John Frederick Brocci	0	6	12
Maurice Summerson	0	9	13
James O'Leary	0	1	3
Debra Crane	0	3	3
Ian Christian Ross	0	1	0
Patrick Elijah Smith	0	1	0
Ian Christian Ross	0	1	4
Poul Jeppesen	0	1	3
Benjamin Jay Mondics	0	1	0
<b>Total Persons With Significant Control</b>	2	<b>Total Statements</b>	0
<b>Active</b>	2	<b>Active</b>	0
<b>Ceased</b>	0	<b>Ceased</b>	0

**DISCLAIMER** : This Report is **PRIVATE & CONFIDENTIAL** and it is prepared at the request of and for its use by the Subscriber only. The Subscriber shall use the contents of the Report merely as an aid to its business. Mira Inform Private Limited ("MIPL") has collated information/data in the Report, which have not been verified unless otherwise specifically mentioned in the Report. The Subscriber shall independently verify the accuracy and correctness of the information/data before in any way acting upon the same. MIPL shall not be liable for any harm, injury, loss or damage caused to the Subscriber due to default by the Subscriber's debtors/beneficiaries in fulfilling their obligations of any nature whatsoever. This Report or any of its portion shall not be used as a documentary evidence or otherwise before any investigative agencies or forum of law. This Report is confidential and proprietary to MIPL. The Subscriber and/or any other person(s) may not reproduce, publish or disclose any of the contents of the Report to others without the express authorization of MIPL. This Report is prepared and issued to the Subscriber without any risk, responsibility or liability on the part of MIPL or its officials.

## **ACTIVE PERSONS WITH SIGNIFICANT CONTROL**

<b>Name</b>	Ab Skf	<b>Kind</b>	Corporate Entity With Significant Control
<b>Address</b>	Ab Skf Se-415 50, Gothenburg	<b>Notified On</b>	06/04/2016
<b>Post Code</b>	-	<b>Legal Form</b>	Swedish Public Company
<b>Authority</b>	Swedish	<b>Place Registered</b>	Sweden
<b>Country Registered</b>	Sweden	<b>Registration Number</b>	556007-3495
<b>Nature Of Control</b>	Has significant influence or control		
<b>Name</b>	Kaydon Europa Bv	<b>Kind</b>	Corporate Entity With Significant Control
<b>Address</b>	Zuidplein 116 Tower H, Level 14, 1077 Xv,, Amsterdam	<b>Notified On</b>	06/04/2016
<b>Post Code</b>	-	<b>Legal Form</b>	Besloten Vennootschap (Limited Company)
<b>Authority</b>	Dutch Law	<b>Place Registered</b>	Chamber Of Commerce
<b>Country Registered</b>	Netherlands	<b>Registration Number</b>	35028863
<b>Nature Of Control</b>	Ownership of shares - above 75%		

### Ceased Persons With Significant Control

No Ceased Persons With Significant Control To Display

### Active Statements

No Active Statements To Display

### Ceased Statements

No Ceased Statements To Display

**FOREIGN EXCHANGE RATES**

Currency	Unit	Indian Rupees
US Dollar	1	INR 71.81
UK Pound	1	INR 94.15
Euro	1	INR 83.97
GBP	1	INR 94.24

**Note** : Above are approximate rates obtained from sources believed to be correct

**INFORMATION DETAILS**

Analysis Done by :	PRA
Report Prepared by :	DNS

**DISCLAIMER** : This Report is **PRIVATE & CONFIDENTIAL** and it is prepared at the request of and for its use by the Subscriber only. The Subscriber shall use the contents of the Report merely as an aid to its business. Mira Inform Private Limited ("MIPL") has collated information/data in the Report, which have not been verified unless otherwise specifically mentioned in the Report. The Subscriber shall independently verify the accuracy and correctness of the information/data before in any way acting upon the same. MIPL shall not be liable for any harm, injury, loss or damage caused to the Subscriber due to default by the Subscriber's debtors/beneficiaries in fulfilling their obligations of any nature whatsoever. This Report or any of its portion shall not be used as a documentary evidence or otherwise before any investigative agencies or forum of law. This Report is confidential and proprietary to MIPL. The Subscriber and/or any other person(s) may not reproduce, publish or disclose any of the contents of the Report to others without the express authorization of MIPL. This Report is prepared and issued to the Subscriber without any risk, responsibility or liability on the part of MIPL or its officials.

**RATING EXPLANATIONS**

Credit Rating	Explanation	Rating Comments
A++	Minimum Risk	Business dealings permissible with minimum risk of default
A+	Low Risk	Business dealings permissible with low risk of default
A	Acceptable Risk	Business dealings permissible with moderate risk of default
B	Medium Risk	Business dealings permissible on a regular monitoring basis
C	Medium High Risk	Business dealings permissible preferably on secured basis
D	High Risk	Business dealing not recommended or on secured terms only
NB	New Business	No recommendation can be done due to business in infancy stage
NT	No Trace	No recommendation can be done as the business is not traceable

NB is stated where there is insufficient information to facilitate rating. However, it is not to be considered as unfavourable.

This score serves as a reference to assess SC's credit risk and to set the amount of credit to be extended. It is calculated from a composite of weighted scores obtained from each of the major sections of this report. The assessed factors are as follows:

- Financial condition covering various ratios
- Company background and operations size
- Promoters / Management background
- Payment record
- Litigation against the subject
- Industry scenario / competitor analysis
- Supplier / Customer / Banker review (wherever available)