

MIRA INFORM REPORT

Report No. :	529717
Report Date :	17.09.2018

IDENTIFICATION DETAILS

Name :	BASF INDIA LIMITED (w.e.f. 1967)
Formerly Known As :	INDOPLAST LIMITED (w.e.f. 1963) R.A. COLE LIMITED
Registered Office :	The Capital, A Wing, 1204-C, 12 th Floor, Plot No.C-70 'G' Block, Bandra Kurla Complex, Bandra (East), Mumbai – 400051, Maharashtra
Tel. No.:	91-22-62785600
Country :	India
Financials (as on) :	31.03.2018
Date of Incorporation :	13.05.1943
CIN No.: [Company Identification No.]	L33112MH1943FLC003972
Capital Investment / Paid-up Capital :	INR 432.900 Million
IEC No.: [Import-Export Code No.]	0388007257
PAN No.: [Permanent Account No.]	AAACB4599E
GSTN : [Goods & Service Tax Registration No.]	06AAACB4599E1ZP [Haryana] 02AAACB4599E1ZX [Himachal Pradesh] 22AAACB4599E1ZV [Chhattisgarh] 05AAACB4599E1ZR [Uttarakhand] 10AAACB4599E1ZO [Bihar] 08AAACB4599E1ZL [Rajasthan] 33AAACB4599E1ZS [Tamilnadu] 24AAACB4599E1ZR [Gujarat] 29AAACB4599E1ZH [Karnataka] 07AAACB4599E1ZN [Delhi]

DISCLAIMER : This Report is **PRIVATE & CONFIDENTIAL** and it is prepared at the request of and for its use by the Subscriber only. The Subscriber shall use the contents of the Report merely as an aid to its business. Mira Inform Private Limited ("MIPL") has collated information/data in the Report, which have not been verified unless otherwise specifically mentioned in the Report. The Subscriber shall independently verify the accuracy and correctness of the information/data before in any way acting upon the same. MIPL shall not be liable for any harm, injury, loss or damage caused to the Subscriber due to default by the Subscriber's debtors/beneficiaries in fulfilling their obligations of any nature whatsoever. This Report or any of its portion shall not be used as a documentary evidence or otherwise before any investigative agencies or forum of law. This Report is confidential and proprietary to MIPL. The Subscriber and/or any other person(s) may not reproduce, publish or disclose any of the contents of the Report to others without the express authorization of MIPL. This Report is prepared and issued to the Subscriber without any risk, responsibility or liability on the part of MIPL or its officials.

Legal Form :	A Public Limited Liability Company. The Company's Shares are Listed on the Stock Exchanges.
Line of Business :	Manufacturer and Seller of Chemicals and Chemical Products. [Registered Activity]
No. of Employees :	1804 (Approximately)

RATING & COMMENTS

(Mira Inform has adopted New Rating mechanism w.e.f. 23rd January 2017)

MIRA's Rating :	A++
------------------------	-----

Credit Rating	Explanation	Rating Comments
A++	Minimum Risk	Business dealings permissible with minimum risk of default

Status :	Excellent
Payment Behaviour :	Regular
Litigation :	Exist
Comments :	<p>Subject is a well-established company incorporated in the year 1943. It is a step down subsidiary of 'BASF Societas Europaea (SE)'. It is engaged into manufacturing and selling of agricultural solutions, performance products, chemicals, and functional materials.</p> <p>For the financial year ended 2018, the company has increased its revenue from operations as compared to previous year and reported average profitability margin of 4.31%.</p> <p>Rating takes into consideration strong financial profile of the company marked by healthy networth base along with low debt balance sheet.</p> <p>Rating derives strength from its company's experienced management team, strong operational and product support from its parent company BASF SE, which is one of the leading chemical company in the world and diversified service offerings across verticals and geographies which help mitigate business concentration risks.</p> <p>Share price are quoted high on stock exchange (Share Price of INR 1905 with face value of INR 10).</p> <p>However, rating strength is partially offset by exposure to risks inherent in the crop protection sector.</p> <p>Trade relations are fair. Payments are seems to be regular.</p>

	In view of established market position, the company can be considered good for normal business dealings at usual trade terms and conditions.
--	----------------------------------------------------------------------------------------------------------------------------------------------

NOTES :

Any query related to this report can be made on e-mail : infodept@mirainform.com while quoting report number, name and date.

ECGC Country Risk Classification List

Country Name	Previous Rating (31.12.2017)	Current Rating (01.04.2018)
India	A1	A1

Risk Category	ECGC Classification
Insignificant	A1
Low Risk	A2
Moderately Low Risk	B1
Moderate Risk	B2
Moderately High Risk	C1
High Risk	C2
Very High Risk	D

EXTERNAL AGENCY RATING

Rating Agency Name	CRISIL RATING
Rating	Non-Convertible Debentures = AAA
Rating Explanation	Highest degree of safety and carry lowest credit risk
Date	27.03.2018

Rating Agency Name	CRISIL RATING
Rating	Commercial Paper = A1+
Rating Explanation	Very strong degree of safety and carry lowset credit risk
Date	27.03.2018

RBI DEFAULTERS' LIST STATUS

Subject's name is not enlisted as a defaulter in the publicly available RBI Defaulters' list.

EPF (Employee Provident Fund) DEFAULTERS' LIST STATUS

DISCLAIMER : This Report is **PRIVATE & CONFIDENTIAL** and it is prepared at the request of and for its use by the Subscriber only. The Subscriber shall use the contents of the Report merely as an aid to its business. Mira Inform Private Limited ("MIPL") has collated information/data in the Report, which have not been verified unless otherwise specifically mentioned in the Report. The Subscriber shall independently verify the accuracy and correctness of the information/data before in any way acting upon the same. MIPL shall not be liable for any harm, injury, loss or damage caused to the Subscriber due to default by the Subscriber's debtors/beneficiaries in fulfilling their obligations of any nature whatsoever. This Report or any of its portion shall not be used as a documentary evidence or otherwise before any investigative agencies or forum of law. This Report is confidential and proprietary to MIPL. The Subscriber and/or any other person(s) may not reproduce, publish or disclose any of the contents of the Report to others without the express authorization of MIPL. This Report is prepared and issued to the Subscriber without any risk, responsibility or liability on the part of MIPL or its officials.

BASF INDIA LIMITED - 529717

PAGE NO. : 4

Subject's name is not enlisted as a defaulter in the publicly available EPF (Employee Provident Fund) Defaulters' list as of 31-03-2018.

BIFR (Board for Industrial & Financial Reconstruction) LISTING STATUS

Subject's name is not listed as a Sick Unit in the publicly available BIFR (Board for Industrial & Financial Reconstruction) list as of 17.09.2018.

IBBI (Insolvency and Bankruptcy Board of India) LISTING STATUS

Subject's name is not listed in the publicly available IBBI (Insolvency and Bankruptcy Board of India) list as of report date.

INFORMATION DENIED BY

Name :	Mr. Sunil
Designation :	Sales Department
Contact No.:	91-22-66739983
Date :	11.09.2018

Management Non-Cooperative (Tel. No.: 91-22-66618000)

LOCATIONS

Registered Office :	The Capital, A Wing, 1204-C, 12 th Floor, Plot No.C-70 'G' Block, Bandra Kurla Complex, Bandra (East), Mumbai – 400051, Maharashtra, India
Tel. No.:	91-22-62785600
Mobile No.:	91-9920490448 [Mr. Rutvik Nadkar]
Fax No.:	Not Available
E-Mail :	investor-grievance-india@basf.com pankaj.bahl@basf.com
Website :	www.basf.com
Branch Office 1 :	Mumbai Shree Sawan Knowledge Park, Plot No. D-507, TTC Industrial Area, MIDC Turbhe, Navi Mumbai- 400 705, Maharashtra, India
Tel. No.:	91-22-67243700
Fax No.:	91-22-66739983
Branch Office 2 :	Mumbai Plot No 12 Thane Belapur Road, Navi Mumbai - 400705, Maharashtra, India
Tel. No.:	91-22-67127600

DISCLAIMER : This Report is **PRIVATE & CONFIDENTIAL** and it is prepared at the request of and for its use by the Subscriber only. The Subscriber shall use the contents of the Report merely as an aid to its business. Mira Inform Private Limited ("MIPL") has collated information/data in the Report, which have not been verified unless otherwise specifically mentioned in the Report. The Subscriber shall independently verify the accuracy and correctness of the information/data before in any way acting upon the same. MIPL shall not be liable for any harm, injury, loss or damage caused to the Subscriber due to default by the Subscriber's debtors/beneficiaries in fulfilling their obligations of any nature whatsoever. This Report or any of its portion shall not be used as a documentary evidence or otherwise before any investigative agencies or forum of law. This Report is confidential and proprietary to MIPL. The Subscriber and/or any other person(s) may not reproduce, publish or disclose any of the contents of the Report to others without the express authorization of MIPL. This Report is prepared and issued to the Subscriber without any risk, responsibility or liability on the part of MIPL or its officials.

Fax No.:	91-22-67127717
Branch Office 3 :	Ahmedabad BASF India Limited, No.110, Abhishree Adroit, Near Mansi Circle, Judges Bungalow, Road, Vastrapur – 380015, Gujarat, India
Tel. No.:	91-79-48915257
Branch Office 4 :	Bangalore BASF India Limited, "Sri Hari" #No 16, 18th Main Road, Padmanabha Nagar, Next To Decan International School, Bangalore - 560061, Karnataka, India
Tel. No.:	91-80-2639453
Branch Office 5 :	Chennai Plot No. P 8/1, 2nd Floor, Veerapuram Village, Mahindra World City, Chengelpet Taluk, Kanchipuram District - - 603002, Tamilnadu, India
Tel. No.:	91-44-67468417
Branch Office 6 :	Delhi 4 th Floor, "A" Wing, Commercial Plaza, Radisson Hotel, Mahipalpur, NH-8, New Delhi - 110 037, India
Tel. No.:	91-11-41596400
Fax No.:	91-11-41596496
Branch Office 7 :	Hyderabad 402,4 th Floor, Gowra Grand, S. P. Road, Begumpet, Secunderabad – 500003, Telangana, India
Tel. No.:	91-40-66160159
Fax No.:	91-40-66160130
Branch Office 8 :	Kolkata (Construction Chemicals Sales Office) 3 rd Floor, Block 1a, DLF It Park-1, New Town, Rajaharat, Kolkata – 700056, West Bengal, India
Tel. No.:	91-33-40283219
Branch Office 8 :	Pune C/O Evolve Technologies and Services Private Limited, S. No. S-177; S Block; Midc Bhosari, Pune-411026, Maharashtra, India
Tel. No.:	91-20-66316082
Fax No.:	91-22-66316085
Factory 1 :	Plot Nos. 12 and 13, TTC Industrial Area, Thane-Belapur Road, Turbhe, Navi Mumbai - 400 705, Maharashtra, India

Tel. No:	91-22-67127600
Fax. No:	91-22-67127717
Factory 2 :	Plot Nos. C-68 and C-68 Pt., TTC Industrial Area, MIDC, Thane Belapur Road, Turbhe, Navi Mumbai - 400 613, Maharashtra, India
Tel. No:	91-22-41577746
Fax. No:	91-22-41577766
Factory 3 :	Bala/Thokur Village, Surathkal-Bajpe Road, Mangalore Taluka, Dakshina Kannada District - 575030, Karnataka, India
Tel. No:	91-824-2237000
Fax. No:	91-824-2270025
Factory 4 :	Plot Nos. 6214/6216, GIDC Phase IV, Ankleshwar-393 002, Gujarat, India
Tel. No:	91-2646-617252
Fax. No:	91-2646-250464
Factory 5 :	Plot No. 8001, GIDC, Phase VI, Ankleshwar - 393002, Gujarat, India
Tel. No:	91-2646-617452
Fax. No:	91-2646-238039
Factory 6 :	4/B, Dahej Industrial Estate, Village Dahej, Taluka Vagra, District Bharuch - 392130, Gujarat, India
Tel. No:	91-2641-660101
Factory 7 :	Khasra No. 87/1, Village: Beer Plassis, Nalagarh, District: Solan, Himachal Pradesh, India
Tel. No:	91-1795-265335/265336
Factory 8 :	Plot No. F-7, Vidyasagar Industrial Park, Kharagpur, Paschim Medinipur, West Bengal, India
Factory 9:	Plot No 1/1A, APIIC Industrial Park, Menakur (V), Naidupet, SPSR Nellore District, Andhra Pradesh, India
Factory 10 :	Bommasandra Industrial Area, Anekal Taluka, Bangalore, Karnataka, India
Factory 11 :	Gate No. 3, Jalan Industrial Complex, 46/48/49/53, Jangalpur, Howrah, West Bengal, India

DIRECTORS

As on 31.03.2018

Name :	Mr. Rajendra Ambalal Shah
Designation :	Director
Address :	Panorama, 2nd Floor, 203, Walkeshwar Road, Mumbai – 400006, Maharashtra,

DISCLAIMER : This Report is **PRIVATE & CONFIDENTIAL** and it is prepared at the request of and for its use by the Subscriber only. The Subscriber shall use the contents of the Report merely as an aid to its business. Mira Inform Private Limited ("MIPL") has collated information/data in the Report, which have not been verified unless otherwise specifically mentioned in the Report. The Subscriber shall independently verify the accuracy and correctness of the information/data before in any way acting upon the same. MIPL shall not be liable for any harm, injury, loss or damage caused to the Subscriber due to default by the Subscriber's debtors/beneficiaries in fulfilling their obligations of any nature whatsoever. This Report or any of its portion shall not be used as a documentary evidence or otherwise before any investigative agencies or forum of law. This Report is confidential and proprietary to MIPL. The Subscriber and/or any other person(s) may not reproduce, publish or disclose any of the contents of the Report to others without the express authorization of MIPL. This Report is prepared and issued to the Subscriber without any risk, responsibility or liability on the part of MIPL or its officials.

	India
Date of Appointment :	24.04.1968
DIN No.:	00009851
Name :	Mr. Arun Madhav Bewoor
Designation :	Casual Vacancy Director
Address :	20, Gilchrist Avenue, Harrington Road Chetpet, Chennai – 600031, Telangana, India
Date of Appointment :	19.01.2010
DIN No.:	00024276
Name :	Mr. Pradip Panalal Shah
Designation :	Director
Address :	72A, Embassy Apartments, 7th Floor, Napean Sea Road, Mumbai – 400006, Maharashtra, India
Date of Appointment :	31.01.2000
DIN No.:	00066242
Name :	Dr. Raman Ramachandran
Designation :	Managing Director
Address :	2802 A, B and C, 28th Floor, Glenridge, Hiranandani Gardens, Powai Mumbai - 400076, Maharashtra, India
Date of Appointment :	01.10.2013
DIN No.:	00200297
DIN No.:	
Name :	Mr. Ramakrishna Rajasekharan Nair
Designation :	Director
Address :	Aavishkar, 785, 4th Block, 5th Cross, Koramangala, Bengaluru – 560034, Karnataka, India
Date of Appointment :	03.03.2001
DIN No.:	00202551
Name :	Mr. Narendranath Jagannath Baliga
Designation :	Alternate Director
Address :	Glen Ridge, 1101, Hiranandani Gardens, Powai, Mumbai – 400076, Maharashtra, India
Date of Appointment :	29.09.2017
DIN No.:	07005484
Name :	Ms. Lakshmi Anant Nadkarni
Designation :	Alternate Director
Address :	B-203, Gunina CHS Limited, Sanpada, Section 16 - A, Navi Mumbai - 400705 Maharashtra, India
Date of Appointment :	29.09.2017
DIN No.:	07076164
Name :	Raimar Axel Martin Jahn

Designation :	Casual Vacancy Director
Address :	Hechtsheimerstrase, 68, D- 55131, Mainz D55131, Germany
Date of Appointment :	01.04.2017
DIN No.:	07819517

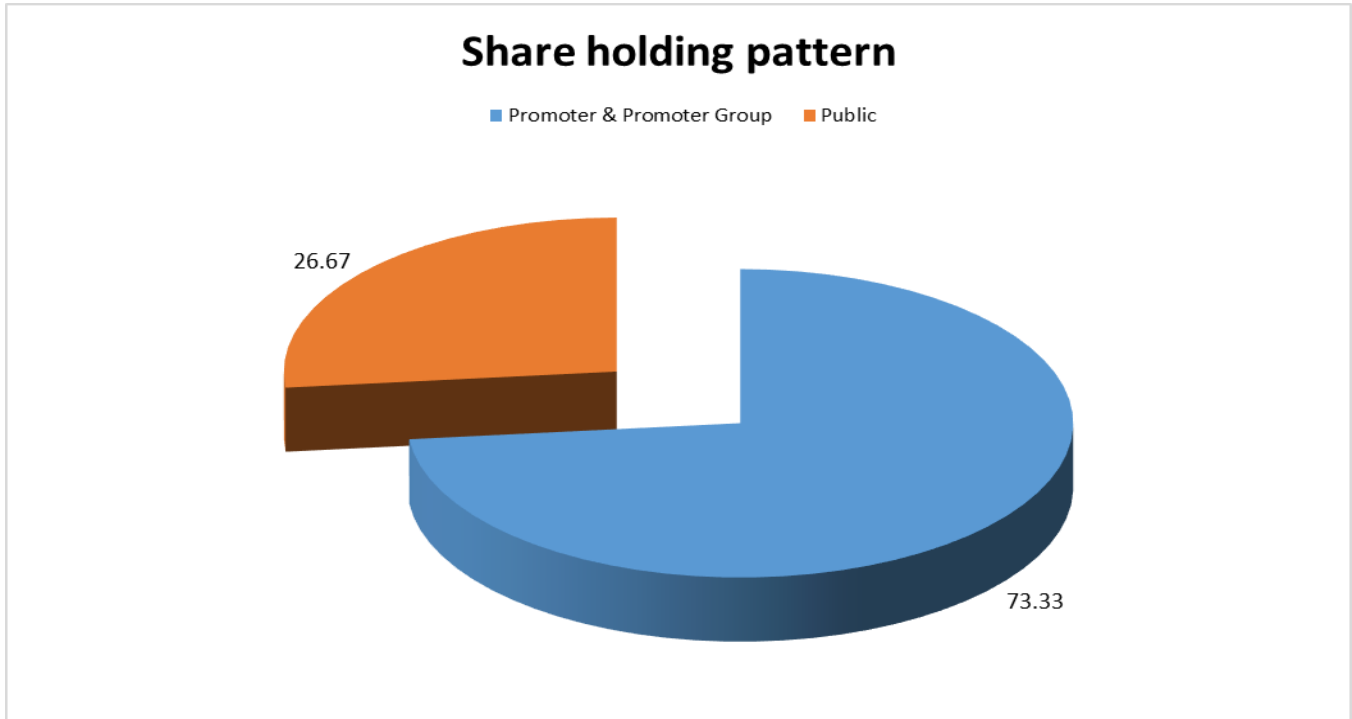
KEY EXECUTIVES

Name :	Mr. Pradeep Manjunath Chandan
Designation :	Company Secretary
Address :	504 Mars, E Wing, Vasant Galaxy, M G Road, Bangur Nagar, Goregaon (West), Mumbai – 400090, Maharashtra, India
Date of Appointment :	02.04.2010
PAN No.:	AAFPC0417J
Name :	Mr. Sunil
Designation :	Sales Department

SHAREHOLDING PATTERN

As on June 2018

Category of shareholder	Total no. shares held	Shareholding as a % of total no. of shares (calculated as per SCRR, 1957)As a % of (A+B+C2)
(A) Promoter & Promoter Group	3,17,43,220	73.33
(B) Public	1,15,42,420	26.67
Grand Total	4,32,85,640	100.00



Statement showing shareholding pattern of the Promoter and Promoter Group

Category of shareholder	Total nos. shares held	Shareholding as a % of total no. of shares (calculated as per SCRR, 1957) As a % of (A+B+C2)
A1) Indian		0.00
A2) Foreign		0.00
Any Other (specify)	3,17,43,220	73.33
BASF Societas Europaea	2,09,39,259	48.37
BASF Schweiz AG	89,07,900	20.58
BASF Constructions Solutions Gmbh	18,96,061	4.38
Sub Total A2	3,17,43,220	73.33
A=A1+A2	3,17,43,220	73.33

Statement showing shareholding pattern of the Public shareholder

Category & Name of the Shareholders	Total no. shares held	Shareholding % calculated as per SCRR, 1957 As a %

DISCLAIMER : This Report is **PRIVATE & CONFIDENTIAL** and it is prepared at the request of and for its use by the Subscriber only. The Subscriber shall use the contents of the Report merely as an aid to its business. Mira Inform Private Limited ("MIPL") has collated information/data in the Report, which have not been verified unless otherwise specifically mentioned in the Report. The Subscriber shall independently verify the accuracy and correctness of the information/data before in any way acting upon the same. MIPL shall not be liable for any harm, injury, loss or damage caused to the Subscriber due to default by the Subscriber's debtors/beneficiaries in fulfilling their obligations of any nature whatsoever. This Report or any of its portion shall not be used as a documentary evidence or otherwise before any investigative agencies or forum of law. This Report is confidential and proprietary to MIPL. The Subscriber and/or any other person(s) may not reproduce, publish or disclose any of the contents of the Report to others without the express authorization of MIPL. This Report is prepared and issued to the Subscriber without any risk, responsibility or liability on the part of MIPL or its officials.

		of (A+B+C2)
B1) Institutions		0.00
Mutual Funds/	9,56,722	2.21
Franklin Templeton Mutual Fund A/C Franklin India Focused Equity Fund	4,75,000	1.10
Alternate Investment Funds	72,000	0.17
Foreign Portfolio Investors	7,09,043	1.64
Financial Institutions/ Banks	14,231	0.03
Insurance Companies	25,46,577	5.88
Bajaj Allianz Life Insurance Company Limited	8,65,651	2.00
General Insurance Corporation of India	6,90,000	1.59
Life Insurance Corporation of India	5,76,588	1.33
Sub Total B1	42,98,573	9.93
B2) Central Government/ State Government(s)/ President of India		0.00
Central Government/ State Government(s)/ President of India	30	0.00
Sub Total B2	30	0.00
B3) Non-Institutions		0.00
Individual share capital upto INR 0.200 Million	55,80,232	12.89
Individual share capital in excess of INR 0.200 Million	3,07,683	0.71
NBFCs registered with RBI	89,226	0.21
Any Other (specify)	12,66,676	2.93
Bodies Corporate	5,88,327	1.36
Clearing Members	60,899	0.14
Director or Director's Relatives	80	0.00
HUF	2,21,004	0.51
IEPF	90,608	0.21
LLP	37,032	0.09
Non-Resident Indian (NRI)	2,64,126	0.61
Trusts	4,190	0.01
Foreign Portfolio Investors (Individual)	410	0.00
Sub Total B3	72,43,817	16.73
B=B1+B2+B3	1,15,42,420	26.67

BUSINESS DETAILS

Line of Business :	Manufacturer and Seller of Chemicals and Chemical Products. [Registered Activity]	
Products :	Item Code No.	Product Description
	20	Chemicals & Chemical Products
Brand Names :	Not Divulged	
Agencies Held :	Not Divulged	

DISCLAIMER : This Report is **PRIVATE & CONFIDENTIAL** and it is prepared at the request of and for its use by the Subscriber only. The Subscriber shall use the contents of the Report merely as an aid to its business. Mira Inform Private Limited ("MIPL") has collated information/data in the Report, which have not been verified unless otherwise specifically mentioned in the Report. The Subscriber shall independently verify the accuracy and correctness of the information/data before in any way acting upon the same. MIPL shall not be liable for any harm, injury, loss or damage caused to the Subscriber due to default by the Subscriber's debtors/beneficiaries in fulfilling their obligations of any nature whatsoever. This Report or any of its portion shall not be used as a documentary evidence or otherwise before any investigative agencies or forum of law. This Report is confidential and proprietary to MIPL. The Subscriber and/or any other person(s) may not reproduce, publish or disclose any of the contents of the Report to others without the express authorization of MIPL. This Report is prepared and issued to the Subscriber without any risk, responsibility or liability on the part of MIPL or its officials.

BASF INDIA LIMITED - 529717

PAGE NO. : 11

Exports :	Not Available
Imports :	Not Available
Terms :	Not Divulged

PRODUCTION STATUS NOT AVAILABLE

GENERAL INFORMATION

Suppliers :	Reference :	Not Divulged
	Name of the Person :	--
	Contact No.:	--
	Since How Long Known :	--
	Maximum Limit Dealt :	--
	Experience :	--
	Remark:	--
Customers :	Reference :	Not Divulged
	Name of the Person :	--
	Contact No.:	--
	Since How Long Known :	--
	Maximum Limit Dealt :	--
	Experience :	--
	Remark:	--
No. of Employees :	1804 (Approximately)	
Bankers :	<ul style="list-style-type: none"> • Citibank N.A. • Deutsche Bank AG • The Hongkong and Shanghai Banking Corporation Limited • BNP Paribas • The Bank of Tokyo and Mitsubishi UFJ Limited • Credit Agricole CIB 	

Statutory Auditors :	
Name :	Price Waterhouse Chartered Accountants LLP Chartered Accountants
Address :	252, Veer Savarkar Marg, Shivaji Park, Dadar (West), Mumbai – 400028, Maharashtra, India
Internal Auditors :	
Name :	Mahajan and Aibara

DISCLAIMER : This Report is **PRIVATE & CONFIDENTIAL** and it is prepared at the request of and for its use by the Subscriber only. The Subscriber shall use the contents of the Report merely as an aid to its business. Mira Inform Private Limited ("MIPL") has collated information/data in the Report, which have not been verified unless otherwise specifically mentioned in the Report. The Subscriber shall independently verify the accuracy and correctness of the information/data before in any way acting upon the same. MIPL shall not be liable for any harm, injury, loss or damage caused to the Subscriber due to default by the Subscriber's debtors/beneficiaries in fulfilling their obligations of any nature whatsoever. This Report or any of its portion shall not be used as a documentary evidence or otherwise before any investigative agencies or forum of law. This Report is confidential and proprietary to MIPL. The Subscriber and/or any other person(s) may not reproduce, publish or disclose any of the contents of the Report to others without the express authorization of MIPL. This Report is prepared and issued to the Subscriber without any risk, responsibility or liability on the part of MIPL or its officials.

	Chartered Accountants
Address :	1, Chawla House, 62, Wodehouse Road, Colaba, Mumbai-400 005, Maharashtra, India
Cost Auditors :	
Name :	R. Nanabhoy and Company Cost Accountants
Address :	Jer Mansion 70, August Kranti Marg, Mumbai-400 036, Maharashtra, India
Secretarial Auditor:	
Name :	HS Associates
Address :	206, 2nd Floor, Tantia Jogani Industrial Estate, J. R. Boricha Marg, Opposite Lodha Excelus, Lower Parel (East), Mumbai-400 011, Maharashtra, India
Advocates & Solicitors :	
Name :	Crawford Bayley and Company
Address :	State Bank Building, 4th Floor, N. G. N. Vaidya Marg, Fort, Mumbai-400 023, Maharashtra, India
Name :	Dhruve Liladhar and Company
Address :	61 Free Press House, 215 Free Press Journal Marg, Nariman Point, Mumbai-400 021, Maharashtra, India
Memberships :	Not Available
Collaborators :	Not Available
Ultimate holding company :	BASF Societas Europaea ('SE')
Party where control exists :	BASF Schweiz AG
Other related parties with whom transactions have taken place during the year or balances outstanding at the year end. Parties under common control :	<ul style="list-style-type: none"> • BASF - Ypc Company Limited • BASF (China) Company Limited • BASF (Malaysia) Sdn. Bhd. • BASF (Thai) Limited • BASF Advanced Chemicals Co., Limited • BASF Agro B.V. Arnhem (NI) • BASF Agrochemical Products B.V. • BASF Antwerpen N.V. • BASF Asia Pacific India Pvt Ltd (merged with BASF Catalysts India Private Limited) • BASF Asia Pacific Service Centre Sdn Bhd • BASF Australia Limited • BASF Bangladesh Limited • BASF Belgium Coordination Center Comm. V. • BASF Business Services GmbH • BASF Business Services Holding GmbH

	<ul style="list-style-type: none"> • BASF Care Chemicals (Shanghai) Co., Limited • BASF Catalyst India Private Limited • BASF Catalysts (Shanghai) Co., Limited • BASF Chemcat (Thailand) Limited • BASF Chemicals Co., Limited • BASF Chemicals India Private Limited • BASF Chile SA • BASF Coatings GmbH • BASF Coatings S.A.S. (Merged with BASF France S.A.S.) • BASF Colors & Effect Singapore Pte Limited • BASF Colors & Effects GmbH • BASF Colors & Effects Shanghai Limited • BASF Company Limited • BASF Construction Chemicals (China) Co., Limited • BASF Construction Chemicals Egypt S • BASF Construction Chemicals Espana S.L. • BASF Construction Chemicals Europe AG • BASF Construction Chemicals Italia Spa • BASF Construction Chemicals South Africa (Pty) Limited • BASF Construction Chemicals UAE LLC • BASF Construction Solutions GmbH • BASF Construction Systems (China) Co., Limited • BASF Corporation • BASF Crop Protection (Jiangsu) Co., Limited • BASF East Asia Regional Headquarters Limited • BASF Electronic Materials (Shanghai) Co. Limited • BASF Espanola S.L. • BASF France S.A.S. • BASF FZE • BASF Hock Mining Chemical (China) Co., Ltd, • BASF Hong Kong Limited • BASF Intertrade AG • BASF IP Licencing GmbH (Earlier Known as BASF Polyurethanes Licencing GmbH) • BASF Italia S.P.A. • BASF Japan Limited • BASF Lanka (Private) Limited • BASF Metals Limited • BASF Nederland B.V. • BASF New Zealand Limited • BASF Pakistan (Pvt.) Limited • BASF Paper Chemicals (Huizhou) Co., Limited • BASF Paper Chemicals (Jiangsu) Co., Limited • BASF Personal Care And Nutrition GmbH • BASF Petronas Chemicals Sdn Bhd • BASF Pharma (Evionnaz) SA
--	------------------------------------------------------------------------------------------------------------------------------------------------------------------------------------------------------------------------------------------------------------------------------------------------------------------------------------------------------------------------------------------------------------------------------------------------------------------------------------------------------------------------------------------------------------------------------------------------------------------------------------------------------------------------------------------------------------------------------------------------------------------------------------------------------------------------------------------------------------------------------------------------------------------------------------------------------------------------------------------------------------------------------------------------------------------------------------------------------------------------------------------------------------------------------------------------------------------------------------------------------------------------------------------------------------------------------------------------------------------------------------------------------------------------------------------------------------------------------------------------------------------------------------------------------------------------------------------------------------------------------------------------------------------------------------------------------------------------------------------------------------------------------------------------------------------------------------------------------------------------------------------------------------------------------------------------------------------------------------------------------------------------------------------------------------------------------------------------------------------------------------------------

	<ul style="list-style-type: none"> • BASF Philippines Inc • BASF Plant Science Company GmbH • BASF Plc • BASF Poliuretanos Limited • BASF Poliuretanos Ltda. • BASF Polyurethane Specialties (China) Co., Limited • BASF Polyurethanes (China) Co., Limited • BASF Polyurethanes GmbH • BASF S.A. • BASF Schweiz AG • BASF Services Europe GmbH • BASF Shanghai Coatings Co., Limited • BASF South Africa (Pty) Limited • BASF South East Asia Pte Limited • BASF Specialty Chemicals (Nanjing) Co., Limited • BASF Taiwan Limited • BASF Türk Kimya Sanayi Ve Ticaret Limited Sti. • Chemetall India Private Limited • Cognis Ip Management GmbH • Construction Research & Technology GmbH • P.T. BASF Care Chemicals Indonesia • P.T. BASF Indonesia • PCI Augsburg GmbH • PT BASF Distribution Indonesia • Saudi BASF For Building • Shanghai BASF Polyurethane Co., Limited • Shanghai Gaoqiao-BASF Dispersions Co., Limited • Shanghai MBT & SCG High-tech Construction • Chemicals Co., Limited • Thai Ethoxylate Co., Limited
Post-employment benefit plans :	<ul style="list-style-type: none"> • BASF India Ltd. Provident Fund • BASF India Ltd. Employees Gratuity Fund • BASF India Ltd. Superannuation Fund Trust

CAPITAL STRUCTURE

As on 31.03.2018

Authorised Capital :

No. of Shares	Type	Value	Amount
54359715	Equity Shares	INR 10/- each	INR 543.600 Million

Issued Capital :

No. of Shares	Type	Value	Amount
43285640	Equity Shares	INR 10/- each	INR 432.900 Million

Subscribed & Paid-up Capital :

No. of Shares	Type	Value	Amount
43284958	Equity Shares	INR 10/- each	INR 432.900 Million

Reconciliation of number of equity shares outstanding as at the beginning and at the end of reporting year

Particulars	31.03.2018	
	Number of shares	INR In Million
Shares outstanding at the beginning and at the end of the year	43284958	432.900

Rights, preferences and restrictions attached to the shares

The Company has one class of equity shares having a par value of INR 10 per share. Each shareholder is eligible for one vote per share held. The dividend proposed by the Board of Directors is subject to the approval of the shareholders in the ensuing Annual General Meeting, except in case of interim dividend. In the event of liquidation, the equity shareholders are eligible to receive remaining assets of the Company after distribution of all preferential amounts, in proportion to their shareholding.

Equity shares held by Ultimate Holding Company/Holding Company and/or their associates or subsidiaries

Name of Shareholder	Relationship	31.03.2018
BASF Societas Europea	Ultimate Holding Company	20939259
BASF Schweiz AG	Subsidiary of Ultimate Holding Company	807900
BASF Construction Solutions GmbH (Formerly known as BASF Construction Chemicals GmbH)	Subsidiary of Ultimate Holding Company	1896061

Equity shares in the Company held by each shareholder holding more than 5% shares

Name of Shareholder	Relationship	31.03.2018
BASF Societas Europea	Ultimate Holding Company	20939259
BASF Schweiz AG	Subsidiary of Ultimate Holding Company	807900

FINANCIAL DATA
[all figures are in INR Million]

ABRIDGED BALANCE SHEET

SOURCES OF FUNDS	31.03.2018	31.03.2017	31.03.2016
I. EQUITY AND LIABILITIES			
(1) Shareholders' Funds			
(a) Share Capital	432.900	432.900	432.900
(b) Reserves & Surplus	13005.900	10589.700	10727.200
(c) Money received against share warrants	0.000	0.000	0.000
(2) Share Application money pending allotment	0.000	0.000	0.000
Total Shareholders' Funds (1) + (2)	13438.800	11022.600	11160.100
(3) Non-Current Liabilities			
(a) long-term borrowings	3206.800	6927.900	9255.700
(b) Deferred tax liabilities (Net)	525.400	1015.300	0.000
(c) Other long term liabilities	503.300	342.100	401.200
(d) long-term provisions	92.600	0.400	315.100
Total Non-current Liabilities (3)	4328.100	8285.700	9972.000
(4) Current Liabilities			
(a) Short term borrowings	1734.300	3640.300	4236.500
(b) Trade payables	12738.800	11828.800	11057.900
(c) Other current liabilities	5818.900	3615.000	1005.900
(d) Short-term provisions	404.700	353.100	333.200
Total Current Liabilities (4)	20696.700	19437.200	16633.500
TOTAL	38463.600	38745.500	37765.600
II. ASSETS			
(1) Non-current assets			
(a) Fixed Assets			
(i) Tangible assets	11169.200	12218.100	12843.100
(ii) Intangible Assets	4.300	5.800	45.600
(iii) Capital work-in-progress	274.800	328.600	551.400
(iv) Intangible assets under development	0.000	0.000	0.000
(b) Non-current Investments	0.000	0.000	0.000
(c) Deferred tax assets (net)	460.200	0.000	0.000
(d) Long-term Loan and Advances	0.000	0.000	0.000

DISCLAIMER : This Report is **PRIVATE & CONFIDENTIAL** and it is prepared at the request of and for its use by the Subscriber only. The Subscriber shall use the contents of the Report merely as an aid to its business. Mira Inform Private Limited ("MIPL") has collated information/data in the Report, which have not been verified unless otherwise specifically mentioned in the Report. The Subscriber shall independently verify the accuracy and correctness of the information/data before in any way acting upon the same. MIPL shall not be liable for any harm, injury, loss or damage caused to the Subscriber due to default by the Subscriber's debtors/beneficiaries in fulfilling their obligations of any nature whatsoever. This Report or any of its portion shall not be used as a documentary evidence or otherwise before any investigative agencies or forum of law. This Report is confidential and proprietary to MIPL. The Subscriber and/or any other person(s) may not reproduce, publish or disclose any of the contents of the Report to others without the express authorization of MIPL. This Report is prepared and issued to the Subscriber without any risk, responsibility or liability on the part of MIPL or its officials.

BASF INDIA LIMITED - 529717

PAGE NO. : 18

(e) Other Non-current assets	1447.500	1527.500	1993.500
Trade receivables	0.000	0.000	44.100
Total Non-Current Assets	13356.000	14080.000	15477.700
(2) Current assets			
(a) Current investments	0.000	0.000	0.000
(b) Inventories	10191.700	9201.300	8075.800
(c) Trade receivables	10923.500	10688.200	10423.400
(d) Cash and cash equivalents	86.200	251.000	31.700
(e) Short-term loans and advances	0.000	0.000	0.000
(f) Other current assets	3906.200	4525.000	3757.000
Total Current Assets	25107.600	24665.500	22287.900
TOTAL	38463.600	38745.500	37765.600

PROFIT & LOSS ACCOUNT

	PARTICULARS	31.03.2018	31.03.2017	31.03.2016
	SALES			
	Income	57226.800	55193.900	51568.200
	Other Income	229.300	115.100	29.000
	TOTAL	57456.100	55309.000	51597.200
	Less EXPENSES			
	Cost of Materials Consumed	27438.300	19532.900	20087.300
	Purchases of Stock-in-Trade	13521.500	17534.400	13452.800
	Changes in inventories of finished goods, work-in-progress and Stock-in-Trade	(414.800)	(137.800)	982.500
	Exise Duty	1392.800	4411.700	4096.100
	Employees benefits expense	3514.300	3219.600	3275.800
	Other expenses	8315.900	7936.300	8616.000
	Exceptional Items	(1585.700)	(170.100)	(1721.100)
	TOTAL	52182.300	52327.000	48789.400
	PROFIT/ (LOSS) BEFORE INTEREST, TAX, DEPRECIATION AND AMORTISATION	5273.800	2982.000	2807.800
	Less FINANCIAL EXPENSES			
		1129.600	1416.400	1480.600
	PROFIT / (LOSS) BEFORE TAX, DEPRECIATION AND AMORTISATION	4144.200	1565.600	1327.200

DISCLAIMER : This Report is **PRIVATE & CONFIDENTIAL** and it is prepared at the request of and for its use by the Subscriber only. The Subscriber shall use the contents of the Report merely as an aid to its business. Mira Inform Private Limited ("MIPL") has collated information/data in the Report, which have not been verified unless otherwise specifically mentioned in the Report. The Subscriber shall independently verify the accuracy and correctness of the information/data before in any way acting upon the same. MIPL shall not be liable for any harm, injury, loss or damage caused to the Subscriber due to default by the Subscriber's debtors/beneficiaries in fulfilling their obligations of any nature whatsoever. This Report or any of its portion shall not be used as a documentary evidence or otherwise before any investigative agencies or forum of law. This Report is confidential and proprietary to MIPL. The Subscriber and/or any other person(s) may not reproduce, publish or disclose any of the contents of the Report to others without the express authorization of MIPL. This Report is prepared and issued to the Subscriber without any risk, responsibility or liability on the part of MIPL or its officials.

BASF INDIA LIMITED - 529717

PAGE NO. : 19

Less	DEPRECIATION/ AMORTISATION	1533.900	1690.300	1630.900
	PROFIT/ (LOSS) BEFORE TAX	2610.300	(124.700)	(303.700)
Less	TAX	145.300	16.600	0.000
	PROFIT/ (LOSS) AFTER TAX	2465.000	(141.300)	(303.700)
	Earnings / (Loss) Per Share (INR)	56.90	(3.30)	(7.00)

CURRENT MATURITIES OF LONG TERM DEBT DETAILS

Particulars	31.03.2018	31.03.2017	31.03.2016
Current Maturities of Long term debt	3735.800	2177.300	0.000
Cash generated from operations	3342.200	2296.800	2154.400
Net cash flow from operating activity	2900.000	2210.700	1988.600

QUARTERLY RESULTS

PARTICULARS			30.06.2018
			Unaudited
Net Sales			16271.100
Total Expenditure			15327.400
PBIDT (Excl OI)			943.700
Other Income			22.200
Operating Profit			965.900
Interest			243.000
Exceptional Items			NA
PBDT			722.900
Depreciation			372.100
Profit Before Tax			350.800
Tax			106.300
Provisions and contingencies			NA
Profit After Tax			244.500
Extraordinary Items			NA
Prior Period Expenses			NA
Other Adjustments			NA
Net Profit			244.500

DISCLAIMER : This Report is **PRIVATE & CONFIDENTIAL** and it is prepared at the request of and for its use by the Subscriber only. The Subscriber shall use the contents of the Report merely as an aid to its business. Mira Inform Private Limited ("MIPL") has collated information/data in the Report, which have not been verified unless otherwise specifically mentioned in the Report. The Subscriber shall independently verify the accuracy and correctness of the information/data before in any way acting upon the same. MIPL shall not be liable for any harm, injury, loss or damage caused to the Subscriber due to default by the Subscriber's debtors/beneficiaries in fulfilling their obligations of any nature whatsoever. This Report or any of its portion shall not be used as a documentary evidence or otherwise before any investigative agencies or forum of law. This Report is confidential and proprietary to MIPL. The Subscriber and/or any other person(s) may not reproduce, publish or disclose any of the contents of the Report to others without the express authorization of MIPL. This Report is prepared and issued to the Subscriber without any risk, responsibility or liability on the part of MIPL or its officials.

KEY RATIOS

EFFICIENCY RATIOS

PARTICULARS	31.03.2018	31.03.2017	31.03.2016
Average Collection Days (Sundry Debtors / Income * 365 Days)	69.67	70.68	73.78
Account Receivables Turnover (Income / Sundry Debtors)	5.24	5.16	4.95
Average Payment Days (Sundry Creditors / Purchases * 365 Days)	113.52	116.48	120.34
Inventory Turnover (Operating Income / Inventories)	0.52	0.32	0.35
Asset Turnover (Operating Income / Net Fixed Assets)	0.46	0.24	0.21

LEVERAGE RATIOS

PARTICULARS	31.03.2018	31.03.2017	31.03.2016
Debt Ratio ((Borrowing + Current Liabilities) / Total Assets)	0.62	0.68	0.69
Debt Equity Ratio (Total Liability / Networth)	0.37	0.96	1.21
Current Liabilities to Networth (Current Liabilities / Net Worth)	1.54	1.76	1.49
Fixed Assets to Networth (Net Fixed Assets / Networth)	0.85	1.14	1.20
Interest Coverage Ratio (PBIT / Financial Charges)	4.67	2.11	1.90

PROFITABILITY RATIOS

PARTICULARS		31.03.2018	31.03.2017	31.03.2016
Net Profit Margin	%	4.31	(0.26)	(0.59)

DISCLAIMER : This Report is **PRIVATE & CONFIDENTIAL** and it is prepared at the request of and for its use by the Subscriber only. The Subscriber shall use the contents of the Report merely as an aid to its business. Mira Inform Private Limited ("MIPL") has collated information/data in the Report, which have not been verified unless otherwise specifically mentioned in the Report. The Subscriber shall independently verify the accuracy and correctness of the information/data before in any way acting upon the same. MIPL shall not be liable for any harm, injury, loss or damage caused to the Subscriber due to default by the Subscriber's debtors/beneficiaries in fulfilling their obligations of any nature whatsoever. This Report or any of its portion shall not be used as a documentary evidence or otherwise before any investigative agencies or forum of law. This Report is confidential and proprietary to MIPL. The Subscriber and/or any other person(s) may not reproduce, publish or disclose any of the contents of the Report to others without the express authorization of MIPL. This Report is prepared and issued to the Subscriber without any risk, responsibility or liability on the part of MIPL or its officials.

((PAT / Sales) * 100)				
Return on Total Assets ((PAT / Total Assets) * 100)	%	6.41	(0.36)	(0.80)
Return on Investment (ROI) ((PAT / Networth) * 100)	%	18.34	(1.28)	(2.72)

SOLVENCY RATIOS

PARTICULARS	31.03.2018	31.03.2017	31.03.2016
Current Ratio (Current Assets / Current Liabilities)	1.21	1.27	1.34
Quick Ratio ((Current Assets – Inventories) / Current Liabilities)	0.72	0.80	0.85
G-Score Ratio Financial (Networth / Total Assets)	0.35	0.28	0.30
G-Score Ratio Debt (Debts / Equity Capital)	11.41	24.41	31.17
G-Score Ratio Liquidity (Total Current Assets / Total Current Liabilities)	1.21	1.27	1.34

Total Liability = Short-term Debt + Long-term Debt + Current Maturities of Long-term debts

STOCK PRICES

Face Value	INR 10.00/-
Market Value	INR 1905.00/-

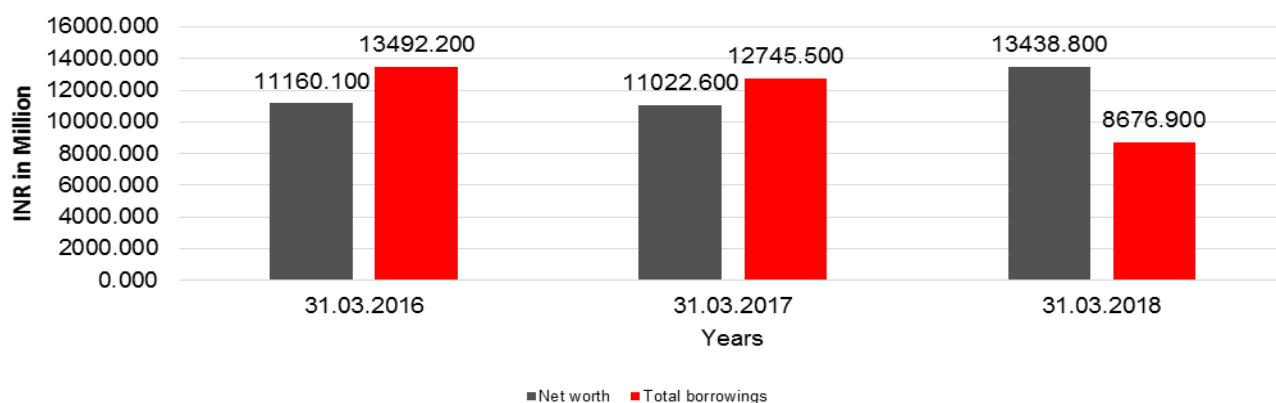
DISCLAIMER : This Report is **PRIVATE & CONFIDENTIAL** and it is prepared at the request of and for its use by the Subscriber only. The Subscriber shall use the contents of the Report merely as an aid to its business. Mira Inform Private Limited ("MIPL") has collated information/data in the Report, which have not been verified unless otherwise specifically mentioned in the Report. The Subscriber shall independently verify the accuracy and correctness of the information/data before in any way acting upon the same. MIPL shall not be liable for any harm, injury, loss or damage caused to the Subscriber due to default by the Subscriber's debtors/beneficiaries in fulfilling their obligations of any nature whatsoever. This Report or any of its portion shall not be used as a documentary evidence or otherwise before any investigative agencies or forum of law. This Report is confidential and proprietary to MIPL. The Subscriber and/or any other person(s) may not reproduce, publish or disclose any of the contents of the Report to others without the express authorization of MIPL. This Report is prepared and issued to the Subscriber without any risk, responsibility or liability on the part of MIPL or its officials.

FINANCIAL ANALYSIS
[all figures are INR Million]

DEBT EQUITY RATIO

Particular	31.03.2016	31.03.2017	31.03.2018
	INR In Million	INR In Million	INR In Million
Share Capital	432.900	432.900	432.900
Reserves & Surplus	10727.200	10589.700	13005.900
Share Application money pending allotment	0.000	0.000	0.000
Net worth	11160.100	11022.600	13438.800
long-term borrowings	9255.700	6927.900	3206.800
Short term borrowings	4236.500	3640.300	1734.300
Current Maturities of Long term debt	0.000	2177.300	3735.800
Total borrowings	13492.200	12745.500	8676.900
Debt/Equity ratio	1.209	1.156	0.646

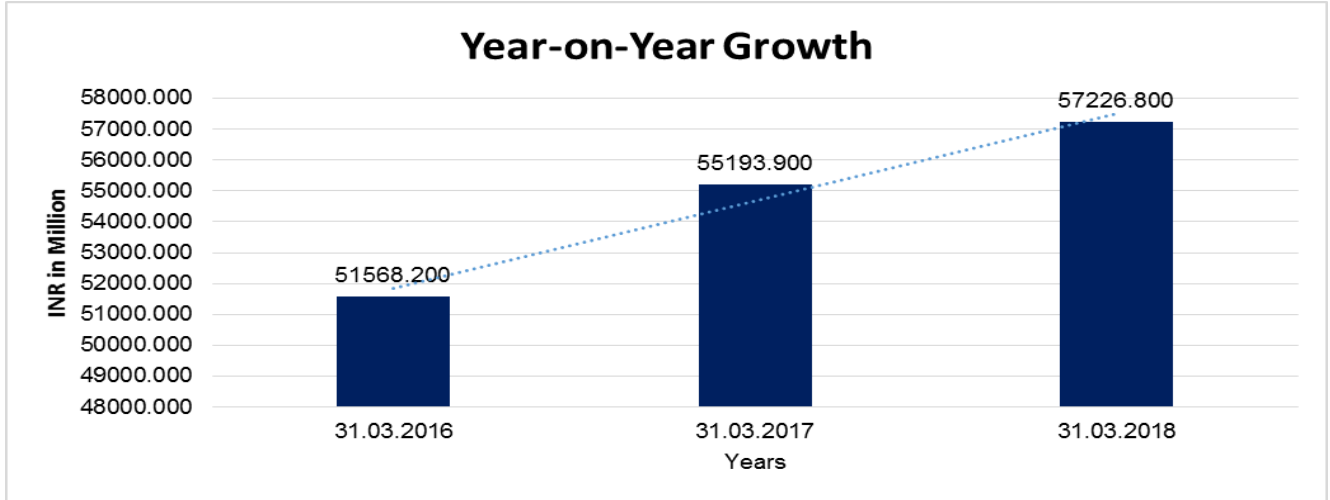
Debt to Equity



YEAR-ON-YEAR GROWTH

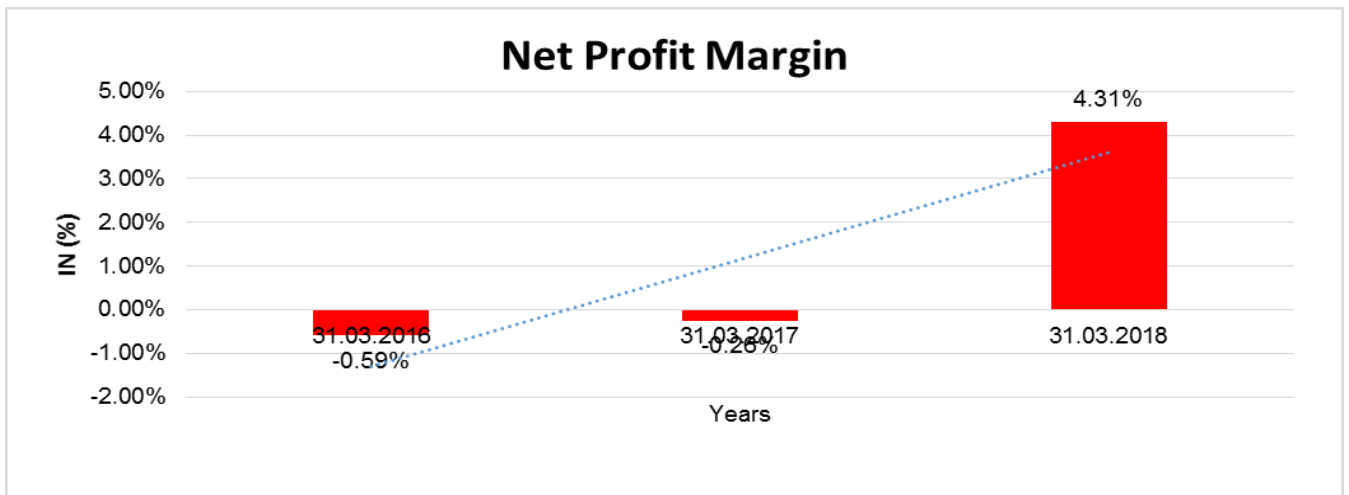
Year on Year Growth	31.03.2016	31.03.2017	31.03.2018
	INR In Million	INR In Million	INR In Million
Sales	51568.200	55193.900	57226.800
		7.031	3.683

DISCLAIMER : This Report is **PRIVATE & CONFIDENTIAL** and it is prepared at the request of and for its use by the Subscriber only. The Subscriber shall use the contents of the Report merely as an aid to its business. Mira Inform Private Limited ("MIPL") has collated information/data in the Report, which have not been verified unless otherwise specifically mentioned in the Report. The Subscriber shall independently verify the accuracy and correctness of the information/data before in any way acting upon the same. MIPL shall not be liable for any harm, injury, loss or damage caused to the Subscriber due to default by the Subscriber's debtors/beneficiaries in fulfilling their obligations of any nature whatsoever. This Report or any of its portion shall not be used as a documentary evidence or otherwise before any investigative agencies or forum of law. This Report is confidential and proprietary to MIPL. The Subscriber and/or any other person(s) may not reproduce, publish or disclose any of the contents of the Report to others without the express authorization of MIPL. This Report is prepared and issued to the Subscriber without any risk, responsibility or liability on the part of MIPL or its officials.



NET PROFIT MARGIN

Net Profit Margin	31.03.2016	31.03.2017	31.03.2018
	INR In Million	INR In Million	INR In Million
Sales	51568.200	55193.900	57226.800
Profit	(303.700)	(141.300)	2465.000
	(0.59%)	(0.26%)	4.31%



DISCLAIMER : This Report is **PRIVATE & CONFIDENTIAL** and it is prepared at the request of and for its use by the Subscriber only. The Subscriber shall use the contents of the Report merely as an aid to its business. Mira Inform Private Limited ("MIPL") has collated information/data in the Report, which have not been verified unless otherwise specifically mentioned in the Report. The Subscriber shall independently verify the accuracy and correctness of the information/data before in any way acting upon the same. MIPL shall not be liable for any harm, injury, loss or damage caused to the Subscriber due to default by the Subscriber's debtors/beneficiaries in fulfilling their obligations of any nature whatsoever. This Report or any of its portion shall not be used as a documentary evidence or otherwise before any investigative agencies or forum of law. This Report is confidential and proprietary to MIPL. The Subscriber and/or any other person(s) may not reproduce, publish or disclose any of the contents of the Report to others without the express authorization of MIPL. This Report is prepared and issued to the Subscriber without any risk, responsibility or liability on the part of MIPL or its officials.

LEGAL CASES

High court

THE COMMISSIONER OF INCOME TAX 6 MUMBAI VS MS BASF INDIA LIMITED MUMBAI
high court-Mumbai
Case no: 94. ITXAL/2640/2008
Case status: Pending
Judge: MASTER & ASSTT. PROTHONOTARY(JUDL)
Date:2009-09-07T00:00:00Z

High court

THE COMMISSIONER OF INCOME TAX 6 MUMBAI VS MS. BASF INDIA LIMITED UMBAI
high court-Mumbai
Case no: 368. ITXAL/271/2009
Case status: Pending
Judge: MASTER & ASSTT. PROTHONOTARY(JUDL)
Date:2009-09-07T00:00:00Z

High court

MS. SUNIL TRANSPORT VS BASF INDIA LIMITED. CHAMBER SUMMONS
high court-Mumbai
Case no: 74. S/470/1984
Case status: Pending
Judge: REGISTRAR(OS)/PROTHONOTARY AND SR. MASTER
Date:2009-08-09T00:00:00Z

High court

MS. SUNIL TRANSPORT VS BASF INDIA LIMITED CHAMBER SUMMONS
high court-Mumbai
Case no: 49. S/470/1984
Case status: Pending
Judge: HON'BLE SHRI JUSTICE S.J. KATHAWALLA
Date:2009-03-19T00:00:00Z

High court

THECOMMISSIONER OF INCOME TAX 6 MUMBAI VS MS. BASF INDIA LIMITED
high court-Mumbai
Case no: 68. ITXA/1125/2010

BASF INDIA LIMITED - 529717

PAGE NO. : 25

Case status: Pending
Judge: IIIRD ASSTT. MASTER
Date:2011-01-18T00:00:00Z

High court

THE COMMISSIONER OF INCOM E TAX CITY VI MUMBAI VS MS. BASF INDIA LIMITED
high court-Mumbai
Case no: 11. NMA/1837/2009
Case status: Pending
Judge: MASTER & ASSTT. PROTHONOTARY(JUDL)
Date:2009-06-19T00:00:00Z

High court

MS.CHEMICAL CORPORATION OF INDIA VS BASF INDIA LIMITED AND ORS.
high court-Mumbai
Case no: 64. S/2505/1988
Case status: Pending
Judge: ADDL.REGISTRAR(OS)/ADDL. PROTHO. & SR. MASTER
Date:2010-06-09T00:00:00Z

High court

THECOMMISSIONER OF INCOME TAX 6 MUMBAI VS BASF INDIA LIMITED
high court-Mumbai
Case no: 243. ITXAL/901/2009
Case status: Pending
Judge: IST ASSTT. MASTER
Date:2009-07-22T00:00:00Z

High court

THE COMMISSIONER OF INCOME TAX 6 MUMBAI VS BASF INDIA LIMITED
high court-Mumbai
Case no: 47. ITXAL/1775/2009
Case status: Pending
Judge: IST ASSTT. MASTER
Date:2009-03-08T00:00:00Z

High court

H.E.KIZILBASH VS BASF INDIA LIMITED

DISCLAIMER : This Report is **PRIVATE & CONFIDENTIAL** and it is prepared at the request of and for its use by the Subscriber only. The Subscriber shall use the contents of the Report merely as an aid to its business. Mira Inform Private Limited ("MIPL") has collated information/data in the Report, which have not been verified unless otherwise specifically mentioned in the Report. The Subscriber shall independently verify the accuracy and correctness of the information/data before in any way acting upon the same. MIPL shall not be liable for any harm, injury, loss or damage caused to the Subscriber due to default by the Subscriber's debtors/beneficiaries in fulfilling their obligations of any nature whatsoever. This Report or any of its portion shall not be used as a documentary evidence or otherwise before any investigative agencies or forum of law. This Report is confidential and proprietary to MIPL. The Subscriber and/or any other person(s) may not reproduce, publish or disclose any of the contents of the Report to others without the express authorization of MIPL. This Report is prepared and issued to the Subscriber without any risk, responsibility or liability on the part of MIPL or its officials.

BASF INDIA LIMITED - 529717

PAGE NO. : 26

high court-Mumbai
Case no: S/2514/1998
Case status: Pending
Judge: INSOLVENCY REGISTRAR
Date:2009-12-03T00:00:00Z

High court

LANDCOM PROPERTY PRIVATE LIMITED VS BASF INDIA LIMITED
high court-Mumbai
Case no: 77. APPL/226/2012
Case status: Pending
Judge: REGISTRAR(OS)/PROTHONOTARY & SR. MASTER
Date:2012-07-19T00:00:00Z

High court

DAMANI SHIPPING PRIVATE LIMITED VS BASF INDIA LIMITED
high court-Mumbai
Case no: SL/1655/2009
Case status: Pending
Judge: IST ASSTT. MASTER
Date:2009-11-08T00:00:00Z

High court

DAMANI SHIPPING PRIVATE LIMITED VS BASF INDIA LIMITED
high court-Mumbai
Case no: S/2224/2009
Case status: Pending
Judge: COMPANY REGISTRAR
Date:2009-09-12T00:00:00Z

High court

MS. SUNIL TRANSPORT VS BASF INDIA LIMITED
high court-Mumbai
Case no: 67. S/470/1984
Case status: Pending
Judge: COMPANY REGISTRAR
Date:2009-09-12T00:00:00Z

High court

DISCLAIMER : This Report is **PRIVATE & CONFIDENTIAL** and it is prepared at the request of and for its use by the Subscriber only. The Subscriber shall use the contents of the Report merely as an aid to its business. Mira Inform Private Limited ("MIPL") has collated information/data in the Report, which have not been verified unless otherwise specifically mentioned in the Report. The Subscriber shall independently verify the accuracy and correctness of the information/data before in any way acting upon the same. MIPL shall not be liable for any harm, injury, loss or damage caused to the Subscriber due to default by the Subscriber's debtors/beneficiaries in fulfilling their obligations of any nature whatsoever. This Report or any of its portion shall not be used as a documentary evidence or otherwise before any investigative agencies or forum of law. This Report is confidential and proprietary to MIPL. The Subscriber and/or any other person(s) may not reproduce, publish or disclose any of the contents of the Report to others without the express authorization of MIPL. This Report is prepared and issued to the Subscriber without any risk, responsibility or liability on the part of MIPL or its officials.

VALSAD VALSAD BHARUCH DISTRICT VEGETA BLE ANDFRUITS PRODUCTS CO OPERATIVE VS BASF INDIA LIMITED
high court-Guj
Case no: 25. CA/12497/2006
Case status: Pending
Judge: HON'BLE MR.JUSTICE A.J.DESAI
Date:2016-01-27T00:00:00Z

High court

VALSAD BHARUCH DISTRICT VEGETA BLE ANDFRUITS PRODUCTS CO OPERATIVE VS BASF INDIA LIMITED
high court-Guj
Case no: 19. FA/4075/2006
Case status: Pending
Judge: HON'BLE TAXING OFFICER
Date:2016-01-13T00:00:00Z

High court

LANDCOM PROPERTY PRIVATE LIMITED VS BASF INDIA LIMITED FOR ADMISSION FRESH
high court-Mumbai
Case no: APP/432/2012
Case status: Pending
Judge: COMPANY REGISTRAR
Date:2013-02-04T00:00:00Z

High court

THECOMMISSIONER OF INCOME TAX 6 MUMBAI VS MS. BASF INDIA LTD OF SERVICE FILED BY OF SERVICE FILED BY
high court-Mumbai
Case no: 83. ITXA/1125/2010
Case status: Pending
Judge: REGISTRAR(OS)/PROTHONOTARY & SR. MASTER
Date:2011-03-29T00:00:00Z

High court

VALSAD MR M VALSAD MR M VALSAD BHARUCH DISTRICT VEGETA BLE ANDFRUITS PRODUCTS CO OPERATIVE VS BASF INDIA LIMITED M HAKIM On Leave from 12
high court-Guj

BASF INDIA LIMITED - 529717

PAGE NO. : 28

Case no: 19. CA/12497/2006
Case status: Pending
Judge: HON'BLE TAXING OFFICER
Date:2016-01-13T00:00:00Z

High court

VALSAD MR S VALSAD MR S VALSAD BHARUCH DISTRICT VEGETA BLE ANDFRUITS PRODUCTS CO OPERATIVE VS BASF INDIA LIMITED MAJMUJAR On Leave 0302 Page 273 of HCN Created On Tue Feb 02
high court-Guj
Case no: 22. CA/12497/2006
Case status: Pending
Judge: HON'BLE MR.JUSTICE - 1
Date:2016-03-02T00:00:00Z

High court

H.E.KIZILBASH VS BASF INDIA LTD. PERFORMANCE SUIT.COMPIATION FILED ON 22122006.COMMISSIONER OF EXAM. ON 291108.6 WEEKS TIME ORDER DTD 27012009 TO RECORD EVIDENCE BEFORE DTD 12032009 PER SHRI
high court-Mumbai
Case no: S/2514/1998
Case status: Pending
Judge: ADDL.REGISTRAR (OS)/ADDL. PROTHO. & SR. MASTER
Date:2012-03-27T00:00:00Z

High court

BHARUCH DISTRICT VEGETA MR MTM HAKIM 1 BLE ANDFRUITS PRODUCTS CO OPERATIVE VS BASF INDIA LIMITED
high court-Gujarat
Case no: CA/12497/2006 IN FA/4075/2006
Case status: Pending
Judge: HONOURABLE MS.JUSTICE HARSHA DEVANI AND HONOURABLE MR.JUSTICE A.S. SUPEHIA
Date:2016-12-22

High court

ITD CEMENTATION INDIA LIMITED VS BASF INDIA LIMITED
high court-Maharashtra
Case no: CARAP/9/2017 [Original] REMARK: PRAECIPE DTD. 19/01/2017.=== LAST PAGE 83 CD IS GIVEN ON 12.01.2017
Case status: Pending
Judge: HON'BLE SHRI JUSTICE G.S. PATEL

DISCLAIMER : This Report is **PRIVATE & CONFIDENTIAL** and it is prepared at the request of and for its use by the Subscriber only. The Subscriber shall use the contents of the Report merely as an aid to its business. Mira Inform Private Limited ("MIPL") has collated information/data in the Report, which have not been verified unless otherwise specifically mentioned in the Report. The Subscriber shall independently verify the accuracy and correctness of the information/data before in any way acting upon the same. MIPL shall not be liable for any harm, injury, loss or damage caused to the Subscriber due to default by the Subscriber's debtors/beneficiaries in fulfilling their obligations of any nature whatsoever. This Report or any of its portion shall not be used as a documentary evidence or otherwise before any investigative agencies or forum of law. This Report is confidential and proprietary to MIPL. The Subscriber and/or any other person(s) may not reproduce, publish or disclose any of the contents of the Report to others without the express authorization of MIPL. This Report is prepared and issued to the Subscriber without any risk, responsibility or liability on the part of MIPL or its officials.

BASF INDIA LIMITED - 529717

PAGE NO. : 30

Judge: HONBLE JUSTICE SHRI K. R. SHRIRAM J DT. 20/01/2017 FILED
Date:2017-02-17

High court

ALFA CHEMO PLAST PRIVATE LIMITED THROUGH MANAGING VS BASF INDIA LIMITED AND 18 ORS
high court-Maharashtra
Case no: NMS/2178/2016
Case status: Pending
Judge: HONBLE JUSTICE SHRI K. R. SHRIRAM J DT. 20/01/2017 FILED
Date:2017-02-17

High court

VALSAD BHARUCH DISTRICT VEGETA BLE ANDFRUITS PRODUCTS CO OPERATIVE VS BASF INDIA LIMITED Page 322 of HCN Created On Mon Jan 25
high court-Guj
Case no: 25. FA/4075/2006
Case status: Pending
Judge: HON'BLE MR.JUSTICE A.J.DESAI
Date:2016-01-27T00:00:00Z

LOCAL AGENCY FURTHER INFORMATION

Sr. No.	Check list by info agents	Available in Report (Yes/No)
1	Year of establishment	Yes
2	Constitution of the entity -Incorporation details	Yes
3	Locality of the entity	Yes
4	Premises details	No
5	Buyer visit details	--
6	Contact numbers	Yes
7	Name of the person contacted	Yes
8	Designation of contact person	Yes
9	Promoter's background	Yes
10	Date of Birth of Proprietor / Partners / Directors	Yes
11	Pan Card No. of Proprietor / Partners	No
12	Voter Id Card No. of Proprietor / Partners	No
13	Type of business	Yes
14	Line of Business	Yes
15	Export/import details (if applicable)	No
16	No. of employees	Yes
17	Details of sister concerns	Yes

DISCLAIMER : This Report is **PRIVATE & CONFIDENTIAL** and it is prepared at the request of and for its use by the Subscriber only. The Subscriber shall use the contents of the Report merely as an aid to its business. Mira Inform Private Limited ("MIPL") has collated information/data in the Report, which have not been verified unless otherwise specifically mentioned in the Report. The Subscriber shall independently verify the accuracy and correctness of the information/data before in any way acting upon the same. MIPL shall not be liable for any harm, injury, loss or damage caused to the Subscriber due to default by the Subscriber's debtors/beneficiaries in fulfilling their obligations of any nature whatsoever. This Report or any of its portion shall not be used as a documentary evidence or otherwise before any investigative agencies or forum of law. This Report is confidential and proprietary to MIPL. The Subscriber and/or any other person(s) may not reproduce, publish or disclose any of the contents of the Report to others without the express authorization of MIPL. This Report is prepared and issued to the Subscriber without any risk, responsibility or liability on the part of MIPL or its officials.

BASF INDIA LIMITED - 529717

PAGE NO. : 31

18	Major suppliers	No
19	Major customers	No
20	Banking Details	Yes
21	Banking facility details	Yes
22	Conduct of the banking account	--
23	Financials, if provided	Yes
24	Capital in the business	Yes
25	Last accounts filed at ROC, if applicable	Yes
26	Turnover of firm for last three years	Yes
27	Reasons for variation <> 20%	--
28	Estimation for coming financial year	No
29	Profitability for last three years	Yes
30	Major shareholders, if available	Yes
31	External Agency Rating, if available	Yes
32	Litigations that the firm/promoter involved in	--
33	Market information	--
34	Payments terms	No
35	Negative Reporting by Auditors in the Annual Report	No

UNSECURED LOAN

Unsecured Loan	31.03.2018 (INR in Million)	31.03.2017 (INR in Million)
Long-term Borrowings		
External commercial borrowings from BASF Belgium Coordination Center Comm. V.	6942.600	9105.200
Less: Current maturities of long-term debt	(3735.800)	(2177.300)
Short-term borrowings		
Overdraft facilities from bank	242.900	660.300
Short-term loan from bank	499.900	749.900
Commercial papers	991.500	2230.100
Total	4941.100	10568.200

SHORT TERM BORROWINGS

Overdraft facilities and Short-term loan from banks carry average interest ranging from 7% to 9% p.a. computed on daily basis on the actual amount utilised and are repayable on demand and maturity respectively.

Commercial papers carry average interest ranging from 6% to 8% p.a. over the financial year. Outstanding Commercial Papers are repayable on maturity in May 2018 (Previous Year: repayable in May 2017).

BACKGROUND OF THE COMPANY

Subject is a public limited Company domiciled in India with its registered office located in Mumbai. The Company is listed on the Bombay Stock Exchange (BSE) and the National Stock Exchange (NSE). The Company's portfolio is organized into four segments: Chemicals, Performance Products, Functional Materials and Solutions and Agricultural Solutions.

PERFORMANCE

Revenue from operations (net of GST / Excise) at INR 55834.000 million, represents an increase of 10% over the previous year. The Company reported a profit after tax (after exceptional items) of INR 2465.000 million for the year ended 31st March, 2018 as compared to loss after tax (after exceptional items) of INR 141.300 million in the previous year due to good performance in all business segments.

The Agricultural Solutions business of the Company registered good growth in sales and profits during the year as compared to the previous year mainly due to increased sales realised from successful launch of new products as well as diversification into new crops like rice & corn.

The Chemicals segment of the Company comprising of the Intermediates, Petrochemicals and Monomers businesses registered substantial increase in sales & profits during the year mainly due to better realisation coupled with strong domestic demand driven by increase in prices of Monomers and Amine related products.

The Functional Materials & Solutions segment of the Company which comprises of the Performance Materials, Coatings, Construction Chemicals and Process Catalysts Technologies business registered modest growth in sales during the year as compared to the previous year. However, it registered good growth in profits on account of better margins in performance materials business, driven by good performance in transportation segment.

The Performance Products segment, which includes Performance Chemicals, Dispersions & Pigments, Care Chemicals, Nutrition & Health products and Paper Chemicals businesses registered higher sales & margins during the year as compared to the previous year owing to increase in volumes from Dahej Plant & improved profitability of the Dispersions business.

MANAGEMENT DISCUSSION AND ANALYSIS REPORT

The global economy grew steadily at 3.8% in 2017. Global prices for oil and raw materials rose moderately, which helped to stabilize the economic situation in the exporting countries. At the same time, the price level remained low enough so as not to dampen the demand and economic development in the importing countries like India.

India's economy is expected to grow at a lower rate of ~6.5% in 2017-18, due to the continued impact of demonetization and implementation of Goods and Services Tax (GST). Agriculture is estimated to grow at ~3% in 2017-18 while the industry and service sectors are expected to grow around 4.5% and 8% respectively. Manufacturing sector is expected to grow lower at around 5.5% compared to 7.9% in the previous year.

In 2017-18, passenger utility vehicles, three wheelers and two wheelers led the growth in the domestic automobile industry. Production of four wheeler light vehicles grew by 6.8% while two wheelers registered a high 16.1% growth.

The Indian construction industry is estimated to grow more than 3% in 2017-18.

DISCLAIMER : This Report is **PRIVATE & CONFIDENTIAL** and it is prepared at the request of and for its use by the Subscriber only. The Subscriber shall use the contents of the Report merely as an aid to its business. Mira Inform Private Limited ("MIPL") has collated information/data in the Report, which have not been verified unless otherwise specifically mentioned in the Report. The Subscriber shall independently verify the accuracy and correctness of the information/data before in any way acting upon the same. MIPL shall not be liable for any harm, injury, loss or damage caused to the Subscriber due to default by the Subscriber's debtors/beneficiaries in fulfilling their obligations of any nature whatsoever. This Report or any of its portion shall not be used as a documentary evidence or otherwise before any investigative agencies or forum of law. This Report is confidential and proprietary to MIPL. The Subscriber and/or any other person(s) may not reproduce, publish or disclose any of the contents of the Report to others without the express authorization of MIPL. This Report is prepared and issued to the Subscriber without any risk, responsibility or liability on the part of MIPL or its officials.

Government of India's reform initiatives like simplification of GST, digitalization, focus on rural economy, bank recapitalization and insolvency rules are likely to contribute to the growth of the Indian economy while rising oil prices and widening fiscal deficit are key challenges that will need to be addressed.

The products manufactured by the Company serve several sectors including agriculture, automotive, pharmaceuticals, construction, consumer durables, consumer care, paper and paints.

AGRICULTURAL SOLUTIONS

The Agricultural Solutions business includes products for crop protection like insecticides, herbicides, fungicides and plant growth regulators.

The sales of the products of the company's Agricultural Solutions business are dependent on the monsoon. An erratic monsoon in the year 2017 had its impact on herbicides sales in soybean markets. However, with strategic efforts on diversification within and beyond soybean helped to mitigate the impact. Newly launched products on rice viz., SELTIMA™, ADEXAR™ and BASAGRAN™ have been established well.

Sales realized from new products further improved with significant growth in sales of TYNZER™ in corn, XELORA™ and OPERA™ in soybean and wheat, ACRISIO™ and MERIVON™ in specialty crops such as grapes.

In keeping with the Company's commitment to stewardship, 'Suraksha Hamesha', a farmers education initiative on safe handling of crop protection chemicals was extended to spray men and housewives in addition to the farmers across the country. The 'Sanrakshan Kit' containing Personal Protection Equipment (PPE), was further improved with additional components and was also made more affordable to the farmers at a subsidized price.

PERFORMANCE PRODUCTS

The Performance Products segments includes the Performance Chemicals, Dispersions & Pigments, Care Chemicals, Nutrition & Health products and Paper Chemicals businesses. This segment caters to the requirements of a wide spectrum of industries, including plastics & coatings, detergent formulators, pharmaceuticals, automobile and oil.

During the year, the Leather Chemicals business of the Company was transferred to Stahl India Private Limited with effect from 30th September, 2017, pursuant to global sale of BASF's Leather Chemicals business to Stahl Group. However, the Company is supplying leather chemical products from its manufacturing facilities to Stahl India Private Limited under a supply arrangement.

The Care Chemicals business of the Company caters to the personal care, home care and formulation technology sectors. The year started with headwinds due to the lingering effects of demonetization, roll out of GST and volatile feedstock market, resulting in a relatively slow start to the year. However, as the external environment stabilized, there was gradual acceleration in demand. In the personal care market, the Company continued to maintain its position through focused customer approach, effective channel management and a robust sales pipeline.

The home care market witnessed stronger growth in the cleaning category ably supported by new business in premium formulations through sustainable solutions. The Company increased customer centricity for personal

DISCLAIMER : This Report is **PRIVATE & CONFIDENTIAL** and it is prepared at the request of and for its use by the Subscriber only. The Subscriber shall use the contents of the Report merely as an aid to its business. Mira Inform Private Limited ("MIPL") has collated information/data in the Report, which have not been verified unless otherwise specifically mentioned in the Report. The Subscriber shall independently verify the accuracy and correctness of the information/data before in any way acting upon the same. MIPL shall not be liable for any harm, injury, loss or damage caused to the Subscriber due to default by the Subscriber's debtors/beneficiaries in fulfilling their obligations of any nature whatsoever. This Report or any of its portion shall not be used as a documentary evidence or otherwise before any investigative agencies or forum of law. This Report is confidential and proprietary to MIPL. The Subscriber and/or any other person(s) may not reproduce, publish or disclose any of the contents of the Report to others without the express authorization of MIPL. This Report is prepared and issued to the Subscriber without any risk, responsibility or liability on the part of MIPL or its officials.

and home care market through enhanced participation in customer events. The formulation technology business, in addition to the volatile environment, faced supply constraints in focused product lines. The Company capitalized business from newer segments in agro and textile and added applications such as metal surface treatment.

The Paper Chemicals – wet end business of the Company caters to diverse industry segments such as graphical paper, newsprint, and packaging paper and enjoys substantial customer goodwill. Innovative solutions to encourage paper recycling and reduction in the usage of water in the paper manufacturing process were also introduced. Exports of imaging products continued to rise. A comprehensive product portfolio along with requisite technical expertise enabled this business to grow in sales and profits during the year.

The Water Solutions business of the Company provides solutions to raw water, industrial and municipal effluents. In spite of a poor sugar season, due to secured orders from key accounts and leveraging of the cross business unit Synergies by introduction of products / solutions in new applications / markets, the sales of the Water Solutions business of the Company grew over previous year.

The Company's Plastic Additives business is categorized into antioxidants and light stabilizers for the plastic industry. Customers are broadly classified into upstream industries, such as polymer manufacturers and downstream industries such as packaging and automotive. Expansion plans of major polymer producers and expected shift from natural fibers to plastic in the packaging sector will give rise to the demand for light stabilizers and antioxidants. New business development activities undertaken during the year helped to significantly increase the sales of this business as compared to the previous year.

The Fuel and Lubricants business of the Company caters to the automotive, fuel, lubricants, refinery and refrigeration industries. This business ventured into the untapped markets of Polyisobutene, base-stocks and compounded lubricants. New aftermarket avenues for coolant were identified and products introduced. Fuel additives were established in the factory to fill markets of the premium automotive OEM's (Original Equipment Manufacturers) during the year. Fuel and Lubricant Solutions provide products that are safe and contribute to sustainability, meet environmental concerns enabling energy efficiency by end consumers.

AWARDS AND RECOGNITION

BASF's Supply Chain team in South Asia received two awards for Excellence in Supply Chain Planning, Best Health and Safety Initiative in Logistics at the Global Logistics Awards 2018 – an industry event held in Mumbai. The Company was adjudged the winner for its efforts in improving safety standards and operational efficiency at its dangerous goods warehouse. The Company is also working towards digitization of key activities in the supply chain which will ensure reduced call tracking time and lead to transparency in customer servicing.

INDEX OF CHARGES:

SN o	SRN	Charge Id	Charge Holder Name	Date of Creation	Date of Modification	Date of Satisfaction	Amount	Address
1	A14736722	90213117	STATE BANK OF	15/12/1997	06/10/1999	09/05/2007	660000000.0	JUSTICE G.N. VAIDYA MARGMUMBAIMH400 023IN

DISCLAIMER : This Report is **PRIVATE & CONFIDENTIAL** and it is prepared at the request of and for its use by the Subscriber only. The Subscriber shall use the contents of the Report merely as an aid to its business. Mira Inform Private Limited ("MIPL") has collated information/data in the Report, which have not been verified unless otherwise specifically mentioned in the Report. The Subscriber shall independently verify the accuracy and correctness of the information/data before in any way acting upon the same. MIPL shall not be liable for any harm, injury, loss or damage caused to the Subscriber due to default by the Subscriber's debtors/beneficiaries in fulfilling their obligations of any nature whatsoever. This Report or any of its portion shall not be used as a documentary evidence or otherwise before any investigative agencies or forum of law. This Report is confidential and proprietary to MIPL. The Subscriber and/or any other person(s) may not reproduce, publish or disclose any of the contents of the Report to others without the express authorization of MIPL. This Report is prepared and issued to the Subscriber without any risk, responsibility or liability on the part of MIPL or its officials.

BASF INDIA LIMITED - 529717

PAGE NO. : 35

2	A137309 40	800198 42	INDIA HDFC BANK LIMITE D	20/09/20 04	28/01/2 007	10/04/2 007	31000000.0	HDFC BANK HOUSEENAPATI BAPAT MARGLOWER PAREL WMUMBAIMH400013I N
3	A258152 42	800341 06	Deutsc he Bank AG	30/04/20 03	-	09/03/2 007	60000000.0	Hazarimal somani MargfortMumbaiMH400 001IN
4	A067613 40	800147 12	STATE BANK OF INDIA	08/06/19 73	19/03/2 003	09/11/2 006	872000000.0	COMMERCIAL BRANCHG N VAIDYA MARGMUMBAIMH400 023IN
5	Z009640 12	800569 20	ICICI BANK LIMITE D	12/02/19 98	-	10/12/2 002	100000000.0	215,FREE PRESS HOUSE,NARIMAN POINT,MUMBAIMH400 021IN

**STANDALONE UNAUDITED FINANCIAL RESULTS FOR THE QUARTER AND NINE MONTHS ENDED
30.06.2018**

Particulars	(INR In Million)
	3 Month ended 30.06.2018 Unaudited
Revenue From Operation	
Sale of Products	15702.600
Sale of Services	497.700
Other operating revenue	70.800
	16271.100
Other income	22.200
Total Income	16293.300
Expenses	
Cost of materials consumed	9119.000
Purchase of Stock-in-trade	3995.000
Changes in inventories of finished goods, Stock-in-trade and work-in-progress	(937.100)
Excise Duty	0.000
Employee benefits expense	975.800
Finance Costs	243.000
Depreciation and Amortization expenses	372.100
Other Expenditure	2174.700
Total Expenses	15942.500
Profit/(Loss) before Exceptional item and tax	350.800

DISCLAIMER : This Report is **PRIVATE & CONFIDENTIAL** and it is prepared at the request of and for its use by the Subscriber only. The Subscriber shall use the contents of the Report merely as an aid to its business. Mira Inform Private Limited ("MIPL") has collated information/data in the Report, which have not been verified unless otherwise specifically mentioned in the Report. The Subscriber shall independently verify the accuracy and correctness of the information/data before in any way acting upon the same. MIPL shall not be liable for any harm, injury, loss or damage caused to the Subscriber due to default by the Subscriber's debtors/beneficiaries in fulfilling their obligations of any nature whatsoever. This Report or any of its portion shall not be used as a documentary evidence or otherwise before any investigative agencies or forum of law. This Report is confidential and proprietary to MIPL. The Subscriber and/or any other person(s) may not reproduce, publish or disclose any of the contents of the Report to others without the express authorization of MIPL. This Report is prepared and issued to the Subscriber without any risk, responsibility or liability on the part of MIPL or its officials.

Exceptional items	--
Profit/(loss) before tax	350.800
Tax expenses	106.300
Profit/(loss) for the period	244.500
Other Comprehensive Income	
Items that will not be reclassified to profit or loss :	
Remeasurement (Loss)/ Gain of post-employment benefit plans	(17.200)
Income tax relating to these items	5.200
Other Comprehensive Income for the period	(12.000)
Total Comprehensive Income for the period	232.500
Paid-up Equity Share Capital (Face value INR 10/- per share)	432.900
Reserves (excluding Revaluation Reserve)	
Basic and Diluted earnings per share after exceptional items	5.60
Basic and Diluted earnings per share before exceptional items	5.60

Segment – Wise Revenue, Results Assets, Liabilities and Capital Employed

Particulars	3 Month ended
	30.06.2018 Unaudited
1. Segment Revenue	
Agriculture Solution	3460.700
Performance Products	5948.800
Chemicals	812.000
Functional Material and Solution	5902.600
Others	147.000
Total	16271.100
Less : Inter-segment revenue	--
Total income from operation	16271.100
2 Segment Results	
Profit/(Loss) before tax and interest	
Agriculture Solution	496.000
Performance Products	191.700
Chemicals	3.900
Functional Material and Solution	(38.600)
Others	35.500
Total	688.500
Less : (i) Finance Costs	243.000
(ii) Other un-allocable expenditure net off	94.700
Un-allocable other operating income	
Total Profit/(Loss) before tax and exceptional items	350.800
Exceptional items	--

DISCLAIMER : This Report is **PRIVATE & CONFIDENTIAL** and it is prepared at the request of and for its use by the Subscriber only. The Subscriber shall use the contents of the Report merely as an aid to its business. Mira Inform Private Limited ("MIPL") has collated information/data in the Report, which have not been verified unless otherwise specifically mentioned in the Report. The Subscriber shall independently verify the accuracy and correctness of the information/data before in any way acting upon the same. MIPL shall not be liable for any harm, injury, loss or damage caused to the Subscriber due to default by the Subscriber's debtors/beneficiaries in fulfilling their obligations of any nature whatsoever. This Report or any of its portion shall not be used as a documentary evidence or otherwise before any investigative agencies or forum of law. This Report is confidential and proprietary to MIPL. The Subscriber and/or any other person(s) may not reproduce, publish or disclose any of the contents of the Report to others without the express authorization of MIPL. This Report is prepared and issued to the Subscriber without any risk, responsibility or liability on the part of MIPL or its officials.

Profit/(Loss) from ordinary activities before tax	350.800
3. Segment Assets	
Agriculture Solution	6206.100
Performance Products	15649.300
Chemicals	1076.000
Functional Material and Solution	15292.100
Others	219.900
Unallocated	1874.900
Total Segment Assets	40318.300
4. Segment Liabilities	
Agriculture Solution	3251.300
Performance Products	9625.400
Chemicals	827.100
Functional Material and Solution	8286.400
Others	1.000
Unallocated	4653.800
Total Segment Liabilities	26645.000
5. Capital Employed (Segment Assets-Segment Liabilities)	
Agriculture Solution	2954.800
Performance Products	6023.900
Chemicals	248.9000
Functional Material and Solution	7005.700
Others	218.900
Unallocated	(2778.900)
Total	13673.300

FIXED ASSETS

- Freehold land
- Leasehold land
- Buildings
- Plant & Machinery
- Furniture and fixtures
- Vehicles
- Office equipments

DISCLAIMER : This Report is **PRIVATE & CONFIDENTIAL** and it is prepared at the request of and for its use by the Subscriber only. The Subscriber shall use the contents of the Report merely as an aid to its business. Mira Inform Private Limited ("MIPL") has collated information/data in the Report, which have not been verified unless otherwise specifically mentioned in the Report. The Subscriber shall independently verify the accuracy and correctness of the information/data before in any way acting upon the same. MIPL shall not be liable for any harm, injury, loss or damage caused to the Subscriber due to default by the Subscriber's debtors/beneficiaries in fulfilling their obligations of any nature whatsoever. This Report or any of its portion shall not be used as a documentary evidence or otherwise before any investigative agencies or forum of law. This Report is confidential and proprietary to MIPL. The Subscriber and/or any other person(s) may not reproduce, publish or disclose any of the contents of the Report to others without the express authorization of MIPL. This Report is prepared and issued to the Subscriber without any risk, responsibility or liability on the part of MIPL or its officials.

CMT REPORT (Corruption, Money Laundering & Terrorism]

The Public Notice information has been collected from various sources including but not limited to: **The Courts, India Prisons Service, Interpol, etc.**

1] INFORMATION ON DESIGNATED PARTY

No records exist designating subject or any of its beneficial owners, controlling shareholders or senior officers as terrorist or terrorist organization or whom notice had been received that all financial transactions involving their assets have been blocked or convicted, found guilty or against whom a judgement or order had been entered in a proceedings for violating money-laundering, anti-corruption or bribery or international economic or anti-terrorism sanction laws or whose assets were seized, blocked, frozen or ordered forfeited for violation of money laundering or international anti-terrorism laws.

2] Court Declaration :

No records exist to suggest that subject is or was the subject of any formal or informal allegations, prosecutions or other official proceeding for making any prohibited payments or other improper payments to government officials for engaging in prohibited transactions or with designated parties.

3] Asset Declaration :

No records exist to suggest that the property or assets of the subject are derived from criminal conduct or a prohibited transaction.

4] Record on Financial Crime :

Charges or conviction registered against subject: **None**

5] Records on Violation of Anti-Corruption Laws :

Charges or investigation registered against subject: **None**

6] Records on Int'l Anti-Money Laundering Laws/Standards :

Charges or investigation registered against subject: **None**

7] Criminal Records

No available information exist that suggest that subject or any of its principals have been formally charged or convicted by a competent governmental authority for any financial crime or under any formal investigation by a competent government authority for any violation of anti-corruption laws or international anti-money laundering laws or standard.

8] Affiliation with Government :

No record exists to suggest that any director or indirect owners, controlling shareholders, director, officer or employee of the company is a government official or a family member or close business associate of a Government official.

9] Compensation Package :

Our market survey revealed that the amount of compensation sought by the subject is fair and reasonable and comparable to compensation paid to others for similar services.

10] Press Report :

No press reports / filings exists on the subject.

CORPORATE GOVERNANCE

MIRA INFORM as part of its Due Diligence do provide comments on Corporate Governance to identify management and governance. These factors often have been predictive and in some cases have created vulnerabilities to credit deterioration.

Our Governance Assessment focuses principally on the interactions between a company's management, its Board of Directors, Shareholders and other financial stakeholders.

CONTRAVENTION

Subject is not known to have contravened any existing local laws, regulations or policies that prohibit, restrict or otherwise affect the terms and conditions that could be included in the agreement with the subject.

FOREIGN EXCHANGE RATES

Currency	Unit	INR
US Dollar	1	INR 71.81
UK Pound	1	INR 94.16
Euro	1	INR 83.98

INFORMATION DETAILS

Information Gathered by :	SHA
Analysis Done by :	PRA
Report Prepared by :	JYO

SCORE FACTORS

DEMERIT POINTS		
--BANK CHARGES	YES/NO	YES
--LITIGATION	YES/NO	YES
--OTHER ADVERSE INFORMATION	YES/NO	NO
MERIT POINTS		
--SOLE DISTRIBUTORSHIP	YES/NO	NO
--EXPORT ACTIVITIES	YES/NO	NO
--AFFILIATION	YES/NO	YES
--LISTED	YES/NO	YES
--OTHER MERIT FACTORS	YES/NO	YES

RATING EXPLANATIONS

Credit Rating	Explanation	Rating Comments
A++	Minimum Risk	Business dealings permissible with minimum risk of default
A+	Low Risk	Business dealings permissible with low risk of default
A	Acceptable Risk	Business dealings permissible with moderate risk of default
B	Medium Risk	Business dealings permissible on a regular monitoring basis
C	Medium High Risk	Business dealings permissible preferably on secured basis
D	High Risk	Business dealing not recommended or on secured terms only
NB	New Business	No recommendation can be done due to business in infancy stage
NT	No Trace	No recommendation can be done as the business is not traceable

NB is stated where there is insufficient information to facilitate rating. However, it is not to be considered as unfavourable.

This score serves as a reference to assess SC's credit risk and to set the amount of credit to be extended. It is calculated from a composite of weighted scores obtained from each of the major sections of this report. The assessed factors are as follows:

- Financial condition covering various ratios
- Company background and operations size
- Promoters / Management background
- Payment record
- Litigation against the subject
- Industry scenario / competitor analysis
- Supplier / Customer / Banker review (wherever available)