

MIRA INFORM REPORT

Report No. :	530166
Report Date :	17.09.2018

IDENTIFICATION DETAILS

Name :	DOVES FARM FOODS LIMITED
Formerly Known As :	DOVES FARM FLOUR LIMITED
Registered Office :	Doves Farm Foods Ltd, Salisbury Road, Hungerford , Berkshire Rg17 0rf
Country :	United Kingdom
Financials (as on) :	30.06.2017
Date of Incorporation :	30.09.1988
Com. Reg. No.:	02301391
Legal Form :	Private limited with Share Capital
Line of Business :	Millers and marketers of flours and foods
No. of Employees :	77

RATING & COMMENTS

(Mira Inform has adopted New Rating mechanism w.e.f. 23rd January 2017)

MIRA's Rating :

A

Credit Rating	Explanation	Rating Comments
A	Acceptable Risk	Business dealings permissible with moderate risk of default

Maximum Credit Limit :	Euro 360,000
Status :	Satisfactory
Payment Behaviour :	No Complaints
Litigation :	Clear

NOTES :

Any query related to this report can be made on e-mail : infodept@mirainform.com while quoting report number, name and date.

ECGC Country Risk Classification List

Country Name	Previous Rating (31.12.2017)	Current Rating (01.04.2018)
United Kingdom	A1	A1

Risk Category	ECGC Classification
Insignificant	A1
Low Risk	A2
Moderately Low Risk	B1
Moderate Risk	B2
Moderately High Risk	C1
High Risk	C2
Very High Risk	D

UNITED KINGDOM - ECONOMIC OVERVIEW

The UK, a leading trading power and financial center, is the third largest economy in Europe after Germany and France. Agriculture is intensive, highly mechanized, and efficient by European standards, producing about 60% of food needs with less than 2% of the labor force. The UK has large coal, natural gas, and oil resources, but its oil and natural gas reserves are declining; the UK has been a net importer of energy since 2005. Services, particularly banking, insurance, and business services, are key drivers of British GDP growth. Manufacturing, meanwhile, has declined in importance but still accounts for about 10% of economic output.

In 2008, the global financial crisis hit the economy particularly hard, due to the importance of its financial sector. Falling home prices, high consumer debt, and the global economic slowdown compounded the UK's economic problems, pushing the economy into recession in the latter half of 2008 and prompting the then BROWN (Labour) government to implement a number of measures to stimulate the economy and stabilize the financial markets. Facing burgeoning public deficits and debt levels, in 2010 the then CAMERON-led coalition government (between Conservatives and Liberal Democrats) initiated an austerity program, which has continued under the Conservative government. However, the deficit still remains one of the highest in the G7, standing at 3.6% of GDP as of 2017, and the UK has pledged to lower its corporation tax from 20% to 17% by 2020. The UK had a debt burden of 90.4% GDP at the end of 2017.

The UK economy has begun to slow since the referendum vote to leave the EU in June 2016. A sustained depreciation of the British pound has increased consumer and producer prices, weighing on consumer spending without spurring a meaningful increase in exports. The UK has an extensive trade relationship with other EU members through its single market membership, and economic observers have warned the exit will jeopardize its position as the central location for European financial services. Prime Minister MAY is seeking a new "deep and special" trade relationship with the EU following the UK's exit. However, economists doubt that the UK will be able to preserve the benefits of EU membership without the obligations. The UK is expected to officially leave the EU by the end of March 2019.

Source : CIA

COMPANY NAME AND ADDRESS

Company Name: DOVES FARM FOODS LIMITED
Company No: 02301391
Registered Address: DOVES FARM FOODS LTD, SALISBURY ROAD, HUNGERFORD
BERKSHIRE RG17 0RF

CREDIT LIMIT

Credit Limit £360,000

COMPANY SUMMARY

Registered Address DOVES FARM FOODS LTD, SALISBURY
ROAD, HUNGERFORD
BERKSHIRE
RG17 0RF

Trading Address Doves Farm Foods Ltd
Salisbury Road
Road
Hungerford, Berkshire
RG17 0RF

Website Address <http://www.dovesfarm.co.uk>

Telephone Number 01488684880

Fax Number

TPS No

FPS Yes

Incorporation Date 30/09/1988

Previous Name DOVES FARM FLOUR LIMITED

Type Private limited with Share Capital

FTSE Index -

DISCLAIMER : This Report is **PRIVATE & CONFIDENTIAL** and it is prepared at the request of and for its use by the Subscriber only. The Subscriber shall use the contents of the Report merely as an aid to its business. Mira Inform Private Limited ("MIPL") has collated information/data in the Report, which have not been verified unless otherwise specifically mentioned in the Report. The Subscriber shall independently verify the accuracy and correctness of the information/data before in any way acting upon the same. MIPL shall not be liable for any harm, injury, loss or damage caused to the Subscriber due to default by the Subscriber's debtors/beneficiaries in fulfilling their obligations of any nature whatsoever. This Report or any of its portion shall not be used as a documentary evidence or otherwise before any investigative agencies or forum of law. This Report is confidential and proprietary to MIPL. The Subscriber and/or any other person(s) may not reproduce, publish or disclose any of the contents of the Report to others without the express authorization of MIPL. This Report is prepared and issued to the Subscriber without any risk, responsibility or liability on the part of MIPL or its officials.

Date of Change	25/06/1990
Filing Date of Accounts	29/03/2018
Currency	GBP
Share Capital	£20,000
SIC07	10611
Charity Number	-
SIC07 Description	GRAIN MILLING
Principal Activity	Millers and marketers of flours and foods.

ADDITIONAL INFORMATION

CCJ's	0 (£0)
No CCJ Information To Display	
Ultimate Holding Company	-
Accountant	-
Mortgages	0
Trade Debtors	-
Group	0 companies
Linkages	0 companies
Countries	In 0 countries

KEY FINANCIALS

Year to Date	Turnover	Pre Tax Profit	Shareholder's Funds	Employees
30/06/2017	£17,206,813	£2,134,940	£15,183,904	77
30/06/2016	£17,278,263	£2,883,562	£13,491,030	76
30/06/2015	£16,124,376	£2,509,010	£11,705,547	71

MORTGAGE SUMMARY

Total Mortgage	0
Outstanding	0
Satisfied	0

DISCLAIMER : This Report is **PRIVATE & CONFIDENTIAL** and it is prepared at the request of and for its use by the Subscriber only. The Subscriber shall use the contents of the Report merely as an aid to its business. Mira Inform Private Limited ("MIPL") has collated information/data in the Report, which have not been verified unless otherwise specifically mentioned in the Report. The Subscriber shall independently verify the accuracy and correctness of the information/data before in any way acting upon the same. MIPL shall not be liable for any harm, injury, loss or damage caused to the Subscriber due to default by the Subscriber's debtors/beneficiaries in fulfilling their obligations of any nature whatsoever. This Report or any of its portion shall not be used as a documentary evidence or otherwise before any investigative agencies or forum of law. This Report is confidential and proprietary to MIPL. The Subscriber and/or any other person(s) may not reproduce, publish or disclose any of the contents of the Report to others without the express authorization of MIPL. This Report is prepared and issued to the Subscriber without any risk, responsibility or liability on the part of MIPL or its officials.

TRADE DEBTORS / BAD DEBT SUMMARY

Total Number of Documented Trade 7
Total Value of Documented Trade £22,998

COMMENTARY

This company's ratio of total liabilities to total assets indicates the presence of strong equity funding.
This company's return on total assets employed ratio indicates a highly efficient use of assets.
The company has more cash than short term bank borrowings.
This company trades in an industry with a higher level of corporate failures.

CCJ

Total Number of Exact CCJs -	0	Total Value of Exact CCJs -	
Total Number of Possible CCJs -	0	Total Value of Possible CCJs -	
Total Number of Satisfied CCJs -	0	Total Value of Satisfied CCJs -	
Total Number of Writs -	-		

Total Current Directors	2	Total Current Secretaries	1
Total Previous Directors / Company Secretaries	0	Total Person's With Significant Control	2

CURRENT DIRECTORS

Title	Mrs	Function	Director
Name	Clare Marriage	Nationality	British
Date of Birth	11/1953	Present Appointments	2
Latest Address	Doves Farm, Ham, Marlborough, Wiltshire	Appointment Date	14/08/1991
Post Code	SN8 3QR		
Other Actions	View Director Report	View Consumer Report	View AML Report
	View Trace Report	View Compliance Report	
Title	Mr	Function	Director
Name	Michael John Marriage	Nationality	British

DISCLAIMER : This Report is **PRIVATE & CONFIDENTIAL** and it is prepared at the request of and for its use by the Subscriber only. The Subscriber shall use the contents of the Report merely as an aid to its business. Mira Inform Private Limited ("MIPL") has collated information/data in the Report, which have not been verified unless otherwise specifically mentioned in the Report. The Subscriber shall independently verify the accuracy and correctness of the information/data before in any way acting upon the same. MIPL shall not be liable for any harm, injury, loss or damage caused to the Subscriber due to default by the Subscriber's debtors/beneficiaries in fulfilling their obligations of any nature whatsoever. This Report or any of its portion shall not be used as a documentary evidence or otherwise before any investigative agencies or forum of law. This Report is confidential and proprietary to MIPL. The Subscriber and/or any other person(s) may not reproduce, publish or disclose any of the contents of the Report to others without the express authorization of MIPL. This Report is prepared and issued to the Subscriber without any risk, responsibility or liability on the part of MIPL or its officials.

Date of Birth	01/1952	Present Appointments	1
Latest Address	Doves Farm, Ham, Marlborough, Wiltshire	Appointment Date	14/08/1991
Post Code	SN8 3QR		
Other Actions	View Director Report	View Consumer Report	View AML Report
	View Trace Report	View Compliance Report	



CURRENT COMPANY SECRETARY

Title	Mrs	Function	Company Secretary
Name	Clare Marriage	Nationality	British
Date of Birth	11/1953	Present Appointments	4
Latest Address	Doves Farm, Ham, Marlborough, Wiltshire	Appointment Date	14/08/1991
Post Code	SN8 3QR		
Other Actions		View Consumer Report	View Trace Report
	View Compliance Report		

TOP SHAREHOLDERS

Name	Currency	Share Count	Share Type	Nominal Value	% of Total Share Count
CLARE EILEEN MARRIAGE	GBP	7,600	ORDINARY B	1	38
MICHAEL JOHN MARRIAGE	GBP	7,600	ORDINARY A	1	38
MADELEINE MARRIAGE	GBP	1,600	ORDINARY E	1	8
JETHRO MARRIAGE	GBP	1,600	ORDINARY D	1	8
RUPERT MARRIAGE	GBP	1,600	ORDINARY C	1	8














Profit & Loss

	Date Of Accounts	30/06/17	(%)	30/06/16	(%)	30/06/15	(%)	30/06/14	(%)	30/06/13
	Weeks	52	(%)	52	(%)	52	(%)	52	(%)	52
	Currency	GBP	(%)	GBP	(%)	GBP	(%)	GBP	(%)	GBP
	Consolidated A/cs	N	(%)	N	(%)	N	(%)	N	(%)	N
	Turnover	£17,206,813	-0.4%	£17,278,263	7.2%	£16,124,376	3.2%	£15,622,212	8.4%	£14,406,127
	Export	£1,928,20	1.5%	£1,900,60	-	-	-	£14,528,6	999.9	£144,061






DISCLAIMER : This Report is **PRIVATE & CONFIDENTIAL** and it is prepared at the request of and for its use by the Subscriber only. The Subscriber shall use the contents of the Report merely as an aid to its business. Mira Inform Private Limited ("MIPL") has collated information/data in the Report, which have not been verified unless otherwise specifically mentioned in the Report. The Subscriber shall independently verify the accuracy and correctness of the information/data before in any way acting upon the same. MIPL shall not be liable for any harm, injury, loss or damage caused to the Subscriber due to default by the Subscriber's debtors/beneficiaries in fulfilling their obligations of any nature whatsoever. This Report or any of its portion shall not be used as a documentary evidence or otherwise before any investigative agencies or forum of law. This Report is confidential and proprietary to MIPL. The Subscriber and/or any other person(s) may not reproduce, publish or disclose any of the contents of the Report to others without the express authorization of MIPL. This Report is prepared and issued to the Subscriber without any risk, responsibility or liability on the part of MIPL or its officials.

DOVES FARM FOODS LIMITED - 530166

PAGE NO. : 8

		2		9				57	%	
	Cost of Sales	£12,284,996	2.3%	£12,008,088	3.4%	£11,610,461	-1.7%	£11,807,835	9.5%	£10,780,742
	Gross Profit	£4,921,817	-6.6%	£5,270,175	16.8%	£4,513,915	18.3%	£3,814,377	5.2%	£3,625,385
	Wages & Salaries	£2,243,065	2.4%	£2,190,915	17.5%	£1,865,336	-0.5%	£1,875,329	6.7%	£1,757,957
	Directors Emoluments	£106,156	-8%	£115,399	53.2%	£75,337	-41.2%	£128,229	-5.2%	£135,238
	Operating Profit	£2,131,993	-25.6%	£2,866,944	15%	£2,492,408	40.5%	£1,774,466	15.2%	£1,539,745
	Depreciation	£424,650	-10.7%	£475,706	-5.1%	£501,192	5.2%	£476,220	-5.2%	£502,462
	Audit Fees	£11,400	-16.7%	£13,680	31.5%	£10,400	3%	£10,100	-37.9%	£16,272
	Interest Payments	-	-	-	-	-	-	-	-	-
	Pre Tax Profit	£2,134,940	-26%	£2,883,562	14.9%	£2,509,010	39.7%	£1,796,494	15.5%	£1,555,543
	Taxation	-£382,066	31.5%	-£558,078	-5.7%	-£527,926	-48.1%	-£356,505	2.2%	-£364,480
	Profit After Tax	£1,752,874	-24.6%	£2,325,484	17.4%	£1,981,084	37.6%	£1,439,989	20.9%	£1,191,063
	Dividends Payable	£60,000	-88.9%	£540,000	12.5%	£480,000	500%	£80,000	166.7%	£30,000
	Retained Profit	£1,692,874	-5.2%	£1,785,484	18.9%	£1,501,084	10.4%	£1,359,989	17.1%	£1,161,063













Balance Sheet

	Date Of Accounts	30/06/17	(%)	30/06/16	(%)	30/06/15	(%)	30/06/14	(%)	30/06/13
	Tangible Assets	£10,148,594	55.6%	£6,523,879	48.8%	£4,384,378	16.5%	£3,762,671	-6.6%	£4,026,602
	Intangible Assets	0	-	0	-	0	-	0	-	0
	Total Fixed Assets	£10,148,594	55.6%	£6,523,879	48.8%	£4,384,378	16.5%	£3,762,671	-6.6%	£4,026,602
	Stock	£1,920,785	26%	£1,524,665	9.6%	£1,391,572	-0.6%	£1,399,502	-13.2%	£1,612,696
	Trade Debtors	£3,290,350	20.4%	£2,732,832	12%	£2,440,231	-7.6%	£2,639,584	14.5%	£2,305,638




DISCLAIMER : This Report is **PRIVATE & CONFIDENTIAL** and it is prepared at the request of and for its use by the Subscriber only. The Subscriber shall use the contents of the Report merely as an aid to its business. Mira Inform Private Limited ("MIPL") has collated information/data in the Report, which have not been verified unless otherwise specifically mentioned in the Report. The Subscriber shall independently verify the accuracy and correctness of the information/data before in any way acting upon the same. MIPL shall not be liable for any harm, injury, loss or damage caused to the Subscriber due to default by the Subscriber's debtors/beneficiaries in fulfilling their obligations of any nature whatsoever. This Report or any of its portion shall not be used as a documentary evidence or otherwise before any investigative agencies or forum of law. This Report is confidential and proprietary to MIPL. The Subscriber and/or any other person(s) may not reproduce, publish or disclose any of the contents of the Report to others without the express authorization of MIPL. This Report is prepared and issued to the Subscriber without any risk, responsibility or liability on the part of MIPL or its officials.

DOVES FARM FOODS LIMITED - 530166

PAGE NO. : 9

	Cash	£1,444,924	- 67.5 %	£4,445,213	- 10.9 %	£4,991,109	34.2 %	£3,719,736	37.4 %	£2,707,945
	Other Debtors	£370,474	- 44.5 %	£667,361	15.7 %	£576,645	67.4 %	£344,418	60.2 %	£214,957
	Miscellaneous Current Assets	0	-	0	-	0	-	0	-	0
	Total Current Assets	£7,026,533	-25%	£9,370,071	- 0.3%	£9,399,557	16%	£8,103,240	18.4 %	£6,841,236
	Trade Creditors	£1,218,275	- 8.7%	£1,334,623	35.9 %	£982,417	0%	£982,029	- 15.9 %	£1,168,116
	Bank Loans & Overdrafts	0	-	0	-	0	-	0	-	0
	Other Short Term Finance	0	-	0	-	0	-	0	-	0
	Miscellaneous Current Liabilities	£333,323	- 54.4 %	£731,345	- 9.8%	£811,029	73.2 %	£468,330	- 25.3 %	£627,310
	Total Current Liabilities	£1,551,598	- 24.9 %	£2,065,968	15.2 %	£1,793,446	23.7 %	£1,450,359	- 19.2 %	£1,795,426
	Bank Loans & Overdrafts and LTL	£439,625	30.5 %	£336,952	18.3 %	£284,942	35%	£211,092	- 7.4%	£227,943
	Other Long Term Finance	0	-	0	-	0	-	0	-	0
	Total Long Term Liabilities	£439,625	30.5 %	£336,952	18.3 %	£284,942	35%	£211,092	- 7.4%	£227,943

Capital & Reserves

	Date Of Accounts	30/06/17	(%)	30/06/16	(%)	30/06/15	(%)	30/06/14	(%)	30/06/13
	Called Up Share Capital	£20,000	-	£20,000	-	£20,000	-	£20,000	-	£20,000
	P & L Account Reserve	£15,163,904	12.6 %	£13,471,030	15.3 %	£11,685,547	14.7 %	£10,184,460	15.4 %	£8,824,469
	Revaluati	-	-	-	-	-	-	-	-	-

DISCLAIMER : This Report is **PRIVATE & CONFIDENTIAL** and it is prepared at the request of and for its use by the Subscriber only. The Subscriber shall use the contents of the Report merely as an aid to its business. Mira Inform Private Limited ("MIPL") has collated information/data in the Report, which have not been verified unless otherwise specifically mentioned in the Report. The Subscriber shall independently verify the accuracy and correctness of the information/data before in any way acting upon the same. MIPL shall not be liable for any harm, injury, loss or damage caused to the Subscriber due to default by the Subscriber's debtors/beneficiaries in fulfilling their obligations of any nature whatsoever. This Report or any of its portion shall not be used as a documentary evidence or otherwise before any investigative agencies or forum of law. This Report is confidential and proprietary to MIPL. The Subscriber and/or any other person(s) may not reproduce, publish or disclose any of the contents of the Report to others without the express authorization of MIPL. This Report is prepared and issued to the Subscriber without any risk, responsibility or liability on the part of MIPL or its officials.

DOVES FARM FOODS LIMITED - 530166

PAGE NO. : 10

	on Reserve									
	Sundry Reserves	-	-	-	-	-	-	-	-	-
	Shareholder Funds	£15,183,904	12.5%	£13,491,030	15.3%	£11,705,547	14.7%	£10,204,460	15.4%	£8,844,469

Other Financial Items

	Date Of Accounts	30/06/17	(%)	30/06/16	(%)	30/06/15	(%)	30/06/14	(%)	30/06/13
	Net Worth	£15,183,904	12.5%	£13,491,030	15.3%	£11,705,547	14.7%	£10,204,460	15.4%	£8,844,469
	Working Capital	£5,474,935	-25%	£7,304,103	-4%	£7,606,111	14.3%	£6,652,881	31.8%	£5,045,810
	Total Assets	£17,175,127	8.1%	£15,893,950	15.3%	£13,783,935	16.2%	£11,865,911	9.2%	£10,867,838
	Total Liabilities	£1,991,223	-17.1%	£2,402,920	15.6%	£2,078,388	25.1%	£1,661,451	-17.9%	£2,023,369
	Net Assets	£15,183,904	12.5%	£13,491,030	15.3%	£11,705,547	14.7%	£10,204,460	15.4%	£8,844,469


Cash Flow

	Date Of Accounts	30/06/17	(%)	30/06/16	(%)	30/06/15	(%)	30/06/14	(%)	30/06/13
	Net Cashflow from Operations	£1,508,068	-52.1%	£3,146,641	34.7%	£2,335,517	27%	£1,838,991	-20%	£2,297,354
	Net Cashflow before Financing	-£3,000,289	449.6%	£545,896	142.9%	£1,271,373	25.7%	£1,011,790	-39.9%	£1,684,267
	Net Cashflow from Financing	-	-	-	-	-	-	-	-	-
	Increase in Cash	-£3,000,289	449.6%	£545,896	142.9%	£1,271,373	25.7%	£1,011,790	-39.9%	£1,684,267















Miscellaneous

	Date Of Accounts	30/06/17	(%)	30/06/16	(%)	30/06/15	(%)	30/06/14	(%)	30/06/13
	Contingent Liability	NO	-	NO	-	NO	-	NO	-	NO
	Capital Employed	£15,623,529	13%	£13,827,982	15.3%	£11,990,489	15.1%	£10,415,552	14.8%	£9,072,412

DISCLAIMER : This Report is **PRIVATE & CONFIDENTIAL** and it is prepared at the request of and for its use by the Subscriber only. The Subscriber shall use the contents of the Report merely as an aid to its business. Mira Inform Private Limited ("MIPL") has collated information/data in the Report, which have not been verified unless otherwise specifically mentioned in the Report. The Subscriber shall independently verify the accuracy and correctness of the information/data before in any way acting upon the same. MIPL shall not be liable for any harm, injury, loss or damage caused to the Subscriber due to default by the Subscriber's debtors/beneficiaries in fulfilling their obligations of any nature whatsoever. This Report or any of its portion shall not be used as a documentary evidence or otherwise before any investigative agencies or forum of law. This Report is confidential and proprietary to MIPL. The Subscriber and/or any other person(s) may not reproduce, publish or disclose any of the contents of the Report to others without the express authorization of MIPL. This Report is prepared and issued to the Subscriber without any risk, responsibility or liability on the part of MIPL or its officials.

	Number of Employees	77	1.3 %	76	7%	71	10.9 %	64	4.9%	61
	Accountants									
	Auditors	JAMES COWPER KRESTON								
	Auditor Comments	The audit report contains no adverse comments								
	Bankers									
	Bank Branch Code									

Ratios

	Date Of Accounts	30/06/17	30/06/16	30/06/15	30/06/14	30/06/13
	Pre-tax profit margin %	12.41	16.69	15.56	11.50	10.80
	Current ratio	4.53	4.54	5.24	5.59	3.81
	Sales/Net Working Capital	3.14	2.37	2.12	2.35	2.86
	Gearing %	2.90	2.50	2.40	2.10	2.60
	Equity in %	88.40	84.90	84.90	86	81.40
	Creditor Days	25.77	28.11	22.17	22.88	29.51
	Debtor Days	69.60	57.57	55.08	61.50	58.25
	Liquidity/Acid Test	3.29	3.79	4.46	4.62	2.91
	Return On Capital Employed %	13.66	20.85	20.92	17.24	17.14
	Return On Total Assets Employed %	12.43	18.14	18.20	15.13	14.31
	Current Debt Ratio	0.10	0.15	0.15	0.14	0.20
	Total Debt Ratio	0.13	0.17	0.17	0.16	0.22
	Stock Turnover Ratio %	11.16	8.82	8.63	8.95	11.19
	Return on Net Assets Employed %	14.06	21.37	21.43	17.60	17.58

STATUS HISTORY

No Status History found

DISCLAIMER : This Report is **PRIVATE & CONFIDENTIAL** and it is prepared at the request of and for its use by the Subscriber only. The Subscriber shall use the contents of the Report merely as an aid to its business. Mira Inform Private Limited ("MIPL") has collated information/data in the Report, which have not been verified unless otherwise specifically mentioned in the Report. The Subscriber shall independently verify the accuracy and correctness of the information/data before in any way acting upon the same. MIPL shall not be liable for any harm, injury, loss or damage caused to the Subscriber due to default by the Subscriber's debtors/beneficiaries in fulfilling their obligations of any nature whatsoever. This Report or any of its portion shall not be used as a documentary evidence or otherwise before any investigative agencies or forum of law. This Report is confidential and proprietary to MIPL. The Subscriber and/or any other person(s) may not reproduce, publish or disclose any of the contents of the Report to others without the express authorization of MIPL. This Report is prepared and issued to the Subscriber without any risk, responsibility or liability on the part of MIPL or its officials.

EVENT HISTORY VIEW DOCUMENTS

Date	Description
20/08/2018	Confirmation Statement
03/04/2018	New Accounts Filed
03/04/2018	New Accounts Filed
21/08/2017	Confirmation Statement
06/04/2017	New Accounts Filed
06/04/2017	New Accounts Filed
01/04/2017	Payment Data Update Received
16/11/2016	Payment Data Update Received
07/09/2016	Payment Data Update Received
20/08/2016	Annual Returns
31/03/2016	New Accounts Filed
31/03/2016	New Accounts Filed
10/02/2016	Payment Data Update Received
09/09/2015	Annual Returns
02/04/2015	New Accounts Filed

PREVIOUS COMPANY NAMES

Date	Previous Name
25/06/1990	DOVES FARM FLOUR LIMITED
25/10/1988	RAPID 6963 LIMITED

WRIT DETAILS

No writs found

STATISTICS

Group	-
Linkages	0 companies
Countries	In 0 countries

DISCLAIMER : This Report is **PRIVATE & CONFIDENTIAL** and it is prepared at the request of and for its use by the Subscriber only. The Subscriber shall use the contents of the Report merely as an aid to its business. Mira Inform Private Limited ("MIPL") has collated information/data in the Report, which have not been verified unless otherwise specifically mentioned in the Report. The Subscriber shall independently verify the accuracy and correctness of the information/data before in any way acting upon the same. MIPL shall not be liable for any harm, injury, loss or damage caused to the Subscriber due to default by the Subscriber's debtors/beneficiaries in fulfilling their obligations of any nature whatsoever. This Report or any of its portion shall not be used as a documentary evidence or otherwise before any investigative agencies or forum of law. This Report is confidential and proprietary to MIPL. The Subscriber and/or any other person(s) may not reproduce, publish or disclose any of the contents of the Report to others without the express authorization of MIPL. This Report is prepared and issued to the Subscriber without any risk, responsibility or liability on the part of MIPL or its officials.

SUMMARY

Holding Company	-
Ownership Status	
Ultimate Holding Company	-

Group Structure Full

No Group Structure

STATISTICS

Group	0 companies
Linkages	0 companies
Countries	In 0 countries

CREDITOR DETAILS

	Total Number	Total Value
Trade Creditors	0	-
No Creditor Data		

TRADE DEBTORS / BAD DEBT DETAIL

	Total Number of Documented Trade	Total Value of Documented Trade	
Trade Debtors	7	£22,998	
Company Name	Amount		Statement Date
Matchproud Limited	£10,076		24/10/2014
Olivia's Artisan Foods Ltd	£7,314		13/12/2016
Cottage Cookies Limited	£1,711		07/10/2011
Group Information Services Limited	£1,423		11/03/2015
Cottage Cookies Limited	£1,071		07/10/2011
Happy Kitchen Foods Limited	£918		02/01/2014
Aconbury Sprouts Limited	£485		02/01/2013

PREVIOUS DIRECTOR/COMPANY SECRETARIES

No Previous Director Details			
Total Persons With Significant Control	2	Total Statements	0
Active	2	Active	0
Ceased	0	Ceased	0

ACTIVE PERSONS WITH SIGNIFICANT CONTROL

Name	Mrs Clare Marriage	Kind	Individual Person With Significant Control
Address	Doves Farm Foods Ltd, Salisbury, Road, Hungerford, Berkshire	Country Of Residence	England
Post Code	RG17 0RF	Nationality	British
Date of Birth	11/1953	Notified On	06/04/2016
Nature Of Control	Ownership Of Shares 25 To 50 Percent, Voting Rights 25 To 50 Percent		
Name	Mr Michael John Marriage	Kind	Individual Person With Significant Control
Address	Doves Farm Foods Ltd, Salisbury, Road, Hungerford, Berkshire	Country Of Residence	England
Post Code	RG17 0RF	Nationality	British
Date of Birth	01/1952	Notified On	06/04/2016
Nature Of Control	Ownership Of Shares 25 To 50 Percent, Voting Rights 25 To 50 Percent		

CEASED PERSONS WITH SIGNIFICANT CONTROL

No Ceased Persons With Significant Control To Display

ACTIVE STATEMENTS

No Active Statements To Display

CEASED STATEMENTS

No Ceased Statements To Display

DISCLAIMER : This Report is **PRIVATE & CONFIDENTIAL** and it is prepared at the request of and for its use by the Subscriber only. The Subscriber shall use the contents of the Report merely as an aid to its business. Mira Inform Private Limited ("MIPL") has collated information/data in the Report, which have not been verified unless otherwise specifically mentioned in the Report. The Subscriber shall independently verify the accuracy and correctness of the information/data before in any way acting upon the same. MIPL shall not be liable for any harm, injury, loss or damage caused to the Subscriber due to default by the Subscriber's debtors/beneficiaries in fulfilling their obligations of any nature whatsoever. This Report or any of its portion shall not be used as a documentary evidence or otherwise before any investigative agencies or forum of law. This Report is confidential and proprietary to MIPL. The Subscriber and/or any other person(s) may not reproduce, publish or disclose any of the contents of the Report to others without the express authorization of MIPL. This Report is prepared and issued to the Subscriber without any risk, responsibility or liability on the part of MIPL or its officials.

FOREIGN EXCHANGE RATES

Currency	Unit	Indian Rupee
US Dollar	1	INR 71.81
UK Pound	1	INR 94.16
Euro	1	INR 83.98
GBP	1	INR 94.94

Note : Above are approximate rates obtained from sources believed to be correct

INFORMATION DETAILS

Analysis Done by :	DIV
Report Prepared by :	KET

DISCLAIMER : This Report is **PRIVATE & CONFIDENTIAL** and it is prepared at the request of and for its use by the Subscriber only. The Subscriber shall use the contents of the Report merely as an aid to its business. Mira Inform Private Limited ("MIPL") has collated information/data in the Report, which have not been verified unless otherwise specifically mentioned in the Report. The Subscriber shall independently verify the accuracy and correctness of the information/data before in any way acting upon the same. MIPL shall not be liable for any harm, injury, loss or damage caused to the Subscriber due to default by the Subscriber's debtors/beneficiaries in fulfilling their obligations of any nature whatsoever. This Report or any of its portion shall not be used as a documentary evidence or otherwise before any investigative agencies or forum of law. This Report is confidential and proprietary to MIPL. The Subscriber and/or any other person(s) may not reproduce, publish or disclose any of the contents of the Report to others without the express authorization of MIPL. This Report is prepared and issued to the Subscriber without any risk, responsibility or liability on the part of MIPL or its officials.

RATING EXPLANATIONS

Credit Rating	Explanation	Rating Comments
A++	Minimum Risk	Business dealings permissible with minimum risk of default
A+	Low Risk	Business dealings permissible with low risk of default
A	Acceptable Risk	Business dealings permissible with moderate risk of default
B	Medium Risk	Business dealings permissible on a regular monitoring basis
C	Medium High Risk	Business dealings permissible preferably on secured basis
D	High Risk	Business dealing not recommended or on secured terms only
NB	New Business	No recommendation can be done due to business in infancy stage
NT	No Trace	No recommendation can be done as the business is not traceable

NB is stated where there is insufficient information to facilitate rating. However, it is not to be considered as unfavourable.

This score serves as a reference to assess SC's credit risk and to set the amount of credit to be extended. It is calculated from a composite of weighted scores obtained from each of the major sections of this report. The assessed factors are as follows:

- Financial condition covering various ratios
- Company background and operations size
- Promoters / Management background
- Payment record
- Litigation against the subject
- Industry scenario / competitor analysis
- Supplier / Customer / Banker review (wherever available)