

MIRA INFORM REPORT

Report No. :	530175
Report Date :	17.09.2018

IDENTIFICATION DETAILS

Name :	NUKRAFT LIMITED
Registered Office :	Unit 18, Chiltern Business Village, Uxbridge, UB8 2SN
Country :	United Kingdom
Financials (as on) :	30.11.2017
Date of Incorporation :	09.11.2011
Com. Reg. No.:	07840072
Legal Form :	Private limited with Share Capital
Line of Business :	Other food services
No. of Employees :	Not available

RATING & COMMENTS

(Mira Inform has adopted New Rating mechanism w.e.f. 23rd January 2017)

MIRA's Rating :	B
------------------------	---

Credit Rating	Explanation	Rating Comments
B	Medium Risk	Business dealings permissible on a regular monitoring basis

Maximum Credit Limit :	Euro 3,000
Status :	Moderate
Payment Behaviour :	Slow
Litigation :	Clear

NOTES :

Any query related to this report can be made on e-mail : infodept@mirainform.com while quoting report number, name and date.

DISCLAIMER : This Report is **PRIVATE & CONFIDENTIAL** and it is prepared at the request of and for its use by the Subscriber only. The Subscriber shall use the contents of the Report merely as an aid to its business. Mira Inform Private Limited ("MIPL") has collated information/data in the Report, which have not been verified unless otherwise specifically mentioned in the Report. The Subscriber shall independently verify the accuracy and correctness of the information/data before in any way acting upon the same. MIPL shall not be liable for any harm, injury, loss or damage caused to the Subscriber due to default by the Subscriber's debtors/beneficiaries in fulfilling their obligations of any nature whatsoever. This Report or any of its portion shall not be used as a documentary evidence or otherwise before any investigative agencies or forum of law. This Report is confidential and proprietary to MIPL. The Subscriber and/or any other person(s) may not reproduce, publish or disclose any of the contents of the Report to others without the express authorization of MIPL. This Report is prepared and issued to the Subscriber without any risk, responsibility or liability on the part of MIPL or its officials.

ECGC Country Risk Classification List

Country Name	Previous Rating (31.12.2017)	Current Rating (01.04.2018)
United Kingdom	A1	A1

Risk Category	ECGC Classification
Insignificant	A1
Low Risk	A2
Moderately Low Risk	B1
Moderate Risk	B2
Moderately High Risk	C1
High Risk	C2
Very High Risk	D

UNITED KINGDOM - ECONOMIC OVERVIEW

The UK, a leading trading power and financial center, is the third largest economy in Europe after Germany and France. Agriculture is intensive, highly mechanized, and efficient by European standards, producing about 60% of food needs with less than 2% of the labor force. The UK has large coal, natural gas, and oil resources, but its oil and natural gas reserves are declining; the UK has been a net importer of energy since 2005. Services, particularly banking, insurance, and business services, are key drivers of British GDP growth. Manufacturing, meanwhile, has declined in importance but still accounts for about 10% of economic output.

In 2008, the global financial crisis hit the economy particularly hard, due to the importance of its financial sector. Falling home prices, high consumer debt, and the global economic slowdown compounded the UK's economic problems, pushing the economy into recession in the latter half of 2008 and prompting the then BROWN (Labour) government to implement a number of measures to stimulate the economy and stabilize the financial markets. Facing burgeoning public deficits and debt levels, in 2010 the then CAMERON-led coalition government (between Conservatives and Liberal Democrats) initiated an austerity program, which has continued under the Conservative government. However, the deficit still remains one of the highest in the G7, standing at 3.6% of GDP as of 2017, and the UK has pledged to lower its corporation tax from 20% to 17% by 2020. The UK had a debt burden of 90.4% GDP at the end of 2017.

The UK economy has begun to slow since the referendum vote to leave the EU in June 2016. A sustained depreciation of the British pound has increased consumer and producer prices, weighing on consumer spending without spurring a meaningful increase in exports. The UK has an extensive trade relationship with other EU members through its single market membership, and economic observers have warned the exit will jeopardize its position as the central location for European financial services. Prime Minister MAY is seeking a new "deep and special" trade relationship with the EU following the UK's exit. However, economists doubt that the UK will be able to preserve the benefits of EU membership without the obligations. The UK is expected to officially leave the EU by the end of March 2019.

Source : CIA

COMPANY NAME AND ADDRESS

Company Name: NUKRAFT LIMITED
Company No: 07840072
Company Status: Active - Accounts Filed
Credit Limit: £3,000
Status: Active
Registered Address: UNIT 18 CHILTERN BUSINESS VILLAGE UXBRIDGE UB8 2SN

COMPANY NAME

NUKRAFT LIMITED

COMPANY NUMBER

07840072

COMPANY SUMMARY

Registered Address: UNIT 18
CHILTERN BUSINESS VILLAGE
UXBRIDGE
UB8 2SN
Trading Address: Unit 18
Chiltern Business Village
Arundel Road
Uxbridge, Middlesex
UB8 2SN
Website Address: -
Telephone Number: -
Fax Number: -
TPS: -
FPS: Yes
Incorporation Date: 09/11/2011
Previous Name: -
Type: Private limited with Share Capital
FTSE Index: -
Date of Change: -
Filing Date of Accounts: 23/04/2018
Currency: GBP
Share Capital: £1

DISCLAIMER : This Report is **PRIVATE & CONFIDENTIAL** and it is prepared at the request of and for its use by the Subscriber only. The Subscriber shall use the contents of the Report merely as an aid to its business. Mira Inform Private Limited ("MIPL") has collated information/data in the Report, which have not been verified unless otherwise specifically mentioned in the Report. The Subscriber shall independently verify the accuracy and correctness of the information/data before in any way acting upon the same. MIPL shall not be liable for any harm, injury, loss or damage caused to the Subscriber due to default by the Subscriber's debtors/beneficiaries in fulfilling their obligations of any nature whatsoever. This Report or any of its portion shall not be used as a documentary evidence or otherwise before any investigative agencies or forum of law. This Report is confidential and proprietary to MIPL. The Subscriber and/or any other person(s) may not reproduce, publish or disclose any of the contents of the Report to others without the express authorization of MIPL. This Report is prepared and issued to the Subscriber without any risk, responsibility or liability on the part of MIPL or its officials.

SIC07 56290
Charity Number -
SIC07 Description OTHER FOOD SERVICES
Principal Activity

ADDITIONAL INFORMATION

CCJ's 0 (£0)
No CCJ Information To Display
Ultimate Holding Company -
Accountant -
Mortgages 0
Group 0 companies
Linkages 0 companies
Countries In 0 countries

KEY FINANCIALS

Year to Date	Turnover	Pre Tax Profit	Shareholder's Funds	Employees
30/11/2017	-	-	£25,853	-
30/11/2016	-	-	£37,210	-
30/11/2015	-	-	£26,261	-

MORTGAGE SUMMARY

Total Mortgage 0
Outstanding 0
Satisfied 0

TRADE DEBTORS / BAD DEBT SUMMARY

Total Number of Documented Trade 0
Total Value of Documented Trade £0

COMMENTARY

This company has made late payments on a medium percentage of invoices.

The latest Balance Sheet indicates a positive net working capital position.

DISCLAIMER : This Report is **PRIVATE & CONFIDENTIAL** and it is prepared at the request of and for its use by the Subscriber only. The Subscriber shall use the contents of the Report merely as an aid to its business. Mira Inform Private Limited ("MIPL") has collated information/data in the Report, which have not been verified unless otherwise specifically mentioned in the Report. The Subscriber shall independently verify the accuracy and correctness of the information/data before in any way acting upon the same. MIPL shall not be liable for any harm, injury, loss or damage caused to the Subscriber due to default by the Subscriber's debtors/beneficiaries in fulfilling their obligations of any nature whatsoever. This Report or any of its portion shall not be used as a documentary evidence or otherwise before any investigative agencies or forum of law. This Report is confidential and proprietary to MIPL. The Subscriber and/or any other person(s) may not reproduce, publish or disclose any of the contents of the Report to others without the express authorization of MIPL. This Report is prepared and issued to the Subscriber without any risk, responsibility or liability on the part of MIPL or its officials.

There has been a reduction in shareholders funds compared with the previous balance sheet.

CCJ

Total Number of Exact CCJs -	0	Total Value of Exact CCJs -	
Total Number of Possible CCJs -	0	Total Value of Possible CCJs -	
Total Number of Satisfied CCJs -	0	Total Value of Satisfied CCJs -	
Total Number of Writs -	-		

Total Current Directors	1	Total Current Secretaries	0
Total Previous Directors / Company Secretaries	0	Total Person's With Significant Control	1

CURRENT DIRECTORS

Title	Mr	Function	Director
Name	Alexander Oconnor	Nationality	British
Date of Birth	09/1986	Present Appointments	1
Latest Address	Unit 18 Chiltern Business Village, Arundel Road, Uxbridge, Middlesex	Appointment Date	09/11/2011
Post Code	UB8 2SN		

CURRENT COMPANY SECRETARY

Top Shareholders
















Name	Currency	Share Count	Share Type	Nominal Value	% of Total Share Count
ALEX OCONNOR	GBP	1	ORDINARY	1	100

FINANCIALS









Profit & Loss

Date Of Accounts	30/11/17	(%)	30/11/16	(%)	30/11/15	(%)	30/11/14	(%)	30/11/13
Weeks	52	(%)	52	(%)	52	(%)	52	(%)	52










DISCLAIMER : This Report is **PRIVATE & CONFIDENTIAL** and it is prepared at the request of and for its use by the Subscriber only. The Subscriber shall use the contents of the Report merely as an aid to its business. Mira Inform Private Limited ("MIPL") has collated information/data in the Report, which have not been verified unless otherwise specifically mentioned in the Report. The Subscriber shall independently verify the accuracy and correctness of the information/data before in any way acting upon the same. MIPL shall not be liable for any harm, injury, loss or damage caused to the Subscriber due to default by the Subscriber's debtors/beneficiaries in fulfilling their obligations of any nature whatsoever. This Report or any of its portion shall not be used as a documentary evidence or otherwise before any investigative agencies or forum of law. This Report is confidential and proprietary to MIPL. The Subscriber and/or any other person(s) may not reproduce, publish or disclose any of the contents of the Report to others without the express authorization of MIPL. This Report is prepared and issued to the Subscriber without any risk, responsibility or liability on the part of MIPL or its officials.

	Currency	GBP	(%)	GBP	(%)	GBP	(%)	GBP	(%)	GBP
	Consolidated A/cs	N	(%)	N	(%)	N	(%)	N	(%)	N
	Turnover	-	-	-	-	-	-	-	-	-
	Export	-	-	-	-	-	-	-	-	-
	Cost of Sales	-	-	-	-	-	-	-	-	-
	Gross Profit	-	-	-	-	-	-	-	-	-
	Wages & Salaries	-	-	-	-	-	-	-	-	-
	Directors Emoluments	-	-	-	-	-	-	-	-	-
	Operating Profit	-	-	-	-	-	-	-	-	-
	Depreciation	£1,573	-20%	£1,966	-9%	£2,161	-20%	£2,700	78.8%	£1,510
	Audit Fees	-	-	-	-	-	-	-	-	-
	Interest Payments	-	-	-	-	-	-	-	-	-
	Pre Tax Profit	-	-	-	-	-	-	-	-	-
	Taxation	-	-	-	-	-	-	-	-	-
	Profit After Tax	-	-	-	-	-	-	-	-	-
	Dividends Payable	-	-	-	-	-	-	-	-	-
	Retained Profit	-	-	-	-	-	-	-	-	-






Balance Sheet

	Date Of Accounts	30/11/17	(%)	30/11/16	(%)	30/11/15	(%)	30/11/14	(%)	30/11/13
	Tangible Assets	£6,293	-20%	£7,866	-9%	£8,641	-20%	£10,802	78.8%	£6,040
	Intangible Assets	0	-	0	-	0	-	0	-	0
	Total Fixed Assets	£6,293	-20%	£7,866	-9%	£8,641	-20%	£10,802	78.8%	£6,040
	Stock	£150,032	11.3%	£134,760	5.7%	£127,524	81.5%	£70,272	-12.2%	£80,058
	Trade Debtors	£15,518	-	0	-100%	£800	-11.2%	£901	-38.3%	£1,460
	Cash	£11,398	-65.8%	£33,323	251.2%	£9,489	-44%	£16,934	161.7%	£6,470
	Other Debtors	£800	-	£800	-	0	-	0	-	0
	Miscellaneous	£2,557	-	0	-	0	-	0	-	0


DISCLAIMER : This Report is **PRIVATE & CONFIDENTIAL** and it is prepared at the request of and for its use by the Subscriber only. The Subscriber shall use the contents of the Report merely as an aid to its business. Mira Inform Private Limited ("MIPL") has collated information/data in the Report, which have not been verified unless otherwise specifically mentioned in the Report. The Subscriber shall independently verify the accuracy and correctness of the information/data before in any way acting upon the same. MIPL shall not be liable for any harm, injury, loss or damage caused to the Subscriber due to default by the Subscriber's debtors/beneficiaries in fulfilling their obligations of any nature whatsoever. This Report or any of its portion shall not be used as a documentary evidence or otherwise before any investigative agencies or forum of law. This Report is confidential and proprietary to MIPL. The Subscriber and/or any other person(s) may not reproduce, publish or disclose any of the contents of the Report to others without the express authorization of MIPL. This Report is prepared and issued to the Subscriber without any risk, responsibility or liability on the part of MIPL or its officials.

	s Current Assets									
	Total Current Assets	£180,305	6.8%	£168,883	22.5%	£137,813	56.4%	£88,107	0.1%	£87,988
	Trade Creditors	£11,398	-	0	-100%	£118,465	48%	£80,031	-3%	£82,512
	Bank Loans & Overdrafts	0	-	0	-	0	-	0	-	0
	Other Short Term Finance	0	-	0	-	0	-	0	-	0
	Miscellaneous Current Liabilities	£148,089	7.3%	£137,966	-	0	-	0	-	0
	Total Current Liabilities	£159,487	15.6%	£137,966	16.5%	£118,465	48%	£80,031	-3%	£82,512
	Bank Loans & Overdrafts and LTL	£1,258	-20%	£1,573	-9%	£1,728	-20%	£2,160	78.8%	£1,208
	Other Long Term Finance	0	-	0	-	0	-	0	-	0
	Total Long Term Liabilities	£1,258	-20%	£1,573	-9%	£1,728	-20%	£2,160	78.8%	£1,208





Capital & Reserves

	Date Of Accounts	30/11/17	(%)	30/11/16	(%)	30/11/15	(%)	30/11/14	(%)	30/11/13
	Called Up Share Capital	£1	-	£1	-	£1	-	£1	-	£1
	P & L Account Reserve	£25,852	-30.5%	£37,209	41.7%	£26,260	57.1%	£16,717	62.2%	£10,307
	Revaluation Reserve	-	-	-	-	-	-	-	-	-
	Sundry Reserves	-	-	-	-	-	-	-	-	-
	Shareholder Funds	£25,853	-30.5%	£37,210	41.7%	£26,261	57.1%	£16,718	62.2%	£10,308





Other Financial Items

	Date Of Accounts	30/11/17	(%)	30/11/16	(%)	30/11/15	(%)	30/11/14	(%)	30/11/13
	Net Worth	£25,853	-30.5%	£37,210	41.7%	£26,261	57.1%	£16,718	62.2%	£10,308



DISCLAIMER : This Report is **PRIVATE & CONFIDENTIAL** and it is prepared at the request of and for its use by the Subscriber only. The Subscriber shall use the contents of the Report merely as an aid to its business. Mira Inform Private Limited ("MIPL") has collated information/data in the Report, which have not been verified unless otherwise specifically mentioned in the Report. The Subscriber shall independently verify the accuracy and correctness of the information/data before in any way acting upon the same. MIPL shall not be liable for any harm, injury, loss or damage caused to the Subscriber due to default by the Subscriber's debtors/beneficiaries in fulfilling their obligations of any nature whatsoever. This Report or any of its portion shall not be used as a documentary evidence or otherwise before any investigative agencies or forum of law. This Report is confidential and proprietary to MIPL. The Subscriber and/or any other person(s) may not reproduce, publish or disclose any of the contents of the Report to others without the express authorization of MIPL. This Report is prepared and issued to the Subscriber without any risk, responsibility or liability on the part of MIPL or its officials.

	Working Capital	£20,818	- 32.7%	£30,917	59.8%	£19,348	139.6%	£8,076	47.5%	£5,476
	Total Assets	£186,598	5.6%	£176,749	20.7%	£146,454	48.1%	£98,909	5.2%	£94,028
	Total Liabilities	£160,745	15.2%	£139,539	16.1%	£120,193	46.2%	£82,191	-1.8%	£83,720
	Net Assets	£25,853	- 30.5%	£37,210	41.7%	£26,261	57.1%	£16,718	62.2%	£10,308







Cash Flow

	Date Of Accounts	30/11/17	(%)	30/11/16	(%)	30/11/15	(%)	30/11/14	(%)	30/11/13
	Net Cashflow from Operations	-	-	-	-	-	-	-	-	-
	Net Cashflow before Financing	-	-	-	-	-	-	-	-	-
	Net Cashflow from Financing	-	-	-	-	-	-	-	-	-
	Increase in Cash	-	-	-	-	-	-	-	-	-









Miscellaneous

	Date Of Accounts	30/11/17	(%)	30/11/16	(%)	30/11/15	(%)	30/11/14	(%)	30/11/13
	Contingent Liability	NO	-	NO	-	NO	-	NO	-	NO
	Capital Employed	£27,111	- 30.1%	£38,783	38.6%	£27,989	48.3%	£18,878	63.9%	£11,516
	Number of Employees	-	-	-	-	-	-	-	-	-
	Accountants									
	Auditors									
	Auditor Comments	The company is exempt from audit								
	Bankers									
	Bank Branch Code									

Ratios

	Date Of Accounts	30/11/17	30/11/16	30/11/15	30/11/14	30/11/13
	Pre-tax profit margin %	-	-	-	-	-
	Current ratio	1.13	1.22	1.16	1.10	1.07
	Sales/Net Working Capital	-	-	-	-	-
	Gearing %	4.90	4.20	6.60	12.90	11.70
	Equity in %	13.90	21.10	17.90	16.90	11
	Creditor Days	-	-	-	-	-

DISCLAIMER : This Report is **PRIVATE & CONFIDENTIAL** and it is prepared at the request of and for its use by the Subscriber only. The Subscriber shall use the contents of the Report merely as an aid to its business. Mira Inform Private Limited ("MIPL") has collated information/data in the Report, which have not been verified unless otherwise specifically mentioned in the Report. The Subscriber shall independently verify the accuracy and correctness of the information/data before in any way acting upon the same. MIPL shall not be liable for any harm, injury, loss or damage caused to the Subscriber due to default by the Subscriber's debtors/beneficiaries in fulfilling their obligations of any nature whatsoever. This Report or any of its portion shall not be used as a documentary evidence or otherwise before any investigative agencies or forum of law. This Report is confidential and proprietary to MIPL. The Subscriber and/or any other person(s) may not reproduce, publish or disclose any of the contents of the Report to others without the express authorization of MIPL. This Report is prepared and issued to the Subscriber without any risk, responsibility or liability on the part of MIPL or its officials.

	Debtor Days	-	-	-	-	-
	Liquidity/Acid Test	0.18	0.24	0.08	0.22	0.09
	Return On Capital Employed %	-	-	-	-	-
	Return On Total Assets Employed %	-	-	-	-	-
	Current Debt Ratio	6.16	3.70	4.51	4.78	8
	Total Debt Ratio	6.21	3.75	4.57	4.91	8.12
	Stock Turnover Ratio %	-	-	-	-	-
	Return on Net Assets Employed %	-	-	-	-	-

Report Notes

There are no notes to display.

Status History

No Status History found

EVENT HISTORY

Date	Description
12/06/2018	Payment Data Update Received
25/04/2018	New Accounts Filed
25/04/2018	New Accounts Filed
24/04/2018	Payment Data Update Received
08/01/2018	Confirmation Statement
12/08/2017	Payment Data Update Received
03/05/2017	Payment Data Update Received
19/04/2017	New Accounts Filed
28/12/2016	Annual Returns
02/09/2016	Payment Data Update Received
24/06/2016	Payment Data Update Received
19/05/2016	New Accounts Filed
10/05/2016	Payment Data Update Received
11/04/2016	Change in Reg. Office
16/12/2015	Annual Returns

Previous Company Names

No Previous Names found

DISCLAIMER : This Report is **PRIVATE & CONFIDENTIAL** and it is prepared at the request of and for its use by the Subscriber only. The Subscriber shall use the contents of the Report merely as an aid to its business. Mira Inform Private Limited ("MIPL") has collated information/data in the Report, which have not been verified unless otherwise specifically mentioned in the Report. The Subscriber shall independently verify the accuracy and correctness of the information/data before in any way acting upon the same. MIPL shall not be liable for any harm, injury, loss or damage caused to the Subscriber due to default by the Subscriber's debtors/beneficiaries in fulfilling their obligations of any nature whatsoever. This Report or any of its portion shall not be used as a documentary evidence or otherwise before any investigative agencies or forum of law. This Report is confidential and proprietary to MIPL. The Subscriber and/or any other person(s) may not reproduce, publish or disclose any of the contents of the Report to others without the express authorization of MIPL. This Report is prepared and issued to the Subscriber without any risk, responsibility or liability on the part of MIPL or its officials.

Writ Details

No writs found

Statistics

Group	-
Linkages	0 companies
Countries	In 0 countries

SUMMARY

Holding Company	-
Ownership Status	
Ultimate Holding Company	-

Group Structure

No Group Structure

PREVIOUS DIRECTOR/COMPANY SECRETARIES

No Previous Director Details

Total Persons With Significant Control	1	Total Statements	0
Active	1	Active	0
Ceased	0	Ceased	0

Active Persons With Significant Control

Name	Mr Alexander Jonathan O'Connor	Kind	Individual Person With Significant Control
Address	Unit 18 Chiltern Business Village, Arundel Road, Uxbridge, Middlesex	Country Of Residence	England
Post Code	UB8 2SN	Nationality	British
Date of Birth	09/1986	Notified On	06/04/2016
Nature Of Control	Ownership Of Shares 75 To 100 Percent, Voting Rights 75 To 100 Percent		

Ceased Persons With Significant Control

No Ceased Persons With Significant Control To Display

Active Statements

No Active Statements To Display



MIRA INFORM PRIVATE LIMITED
605, Palmspring, Near D'Mart, Link Road,
Malad (West), Mumbai - 400 064. INDIA
Tel : 91-22-40448000 (44 lines)
Fax : 91-22-40448045 / 40448046
E-mail : mira@mirainform.com
info@mirainform.com
Website : <http://www.mirainform.com>
<http://www.miraglobalcheck.com>
<http://www.miraglobalcollections.com>

NUKRAFT LIMITED - 530175

PAGE NO. : 12

Ceased Statements

No Ceased Statements To Display

DISCLAIMER : This Report is **PRIVATE & CONFIDENTIAL** and it is prepared at the request of and for its use by the Subscriber only. The Subscriber shall use the contents of the Report merely as an aid to its business. Mira Inform Private Limited ("MIPL") has collated information/data in the Report, which have not been verified unless otherwise specifically mentioned in the Report. The Subscriber shall independently verify the accuracy and correctness of the information/data before in any way acting upon the same. MIPL shall not be liable for any harm, injury, loss or damage caused to the Subscriber due to default by the Subscriber's debtors/beneficiaries in fulfilling their obligations of any nature whatsoever. This Report or any of its portion shall not be used as a documentary evidence or otherwise before any investigative agencies or forum of law. This Report is confidential and proprietary to MIPL. The Subscriber and/or any other person(s) may not reproduce, publish or disclose any of the contents of the Report to others without the express authorization of MIPL. This Report is prepared and issued to the Subscriber without any risk, responsibility or liability on the part of MIPL or its officials.

FOREIGN EXCHANGE RATES

Currency	Unit	Indian Rupees
US Dollar	1	INR 71.81
UK Pound	1	INR 94.16
Euro	1	INR 83.98
GBP	1	INR 95.27

Note : Above are approximate rates obtained from sources believed to be correct

INFORMATION DETAILS

Analysis Done by :	PRI
Report Prepared by :	SYL

DISCLAIMER : This Report is **PRIVATE & CONFIDENTIAL** and it is prepared at the request of and for its use by the Subscriber only. The Subscriber shall use the contents of the Report merely as an aid to its business. Mira Inform Private Limited ("MIPL") has collated information/data in the Report, which have not been verified unless otherwise specifically mentioned in the Report. The Subscriber shall independently verify the accuracy and correctness of the information/data before in any way acting upon the same. MIPL shall not be liable for any harm, injury, loss or damage caused to the Subscriber due to default by the Subscriber's debtors/beneficiaries in fulfilling their obligations of any nature whatsoever. This Report or any of its portion shall not be used as a documentary evidence or otherwise before any investigative agencies or forum of law. This Report is confidential and proprietary to MIPL. The Subscriber and/or any other person(s) may not reproduce, publish or disclose any of the contents of the Report to others without the express authorization of MIPL. This Report is prepared and issued to the Subscriber without any risk, responsibility or liability on the part of MIPL or its officials.

RATING EXPLANATIONS

Credit Rating	Explanation	Rating Comments
A++	Minimum Risk	Business dealings permissible with minimum risk of default
A+	Low Risk	Business dealings permissible with low risk of default
A	Acceptable Risk	Business dealings permissible with moderate risk of default
B	Medium Risk	Business dealings permissible on a regular monitoring basis
C	Medium High Risk	Business dealings permissible preferably on secured basis
D	High Risk	Business dealing not recommended or on secured terms only
NB	New Business	No recommendation can be done due to business in infancy stage
NT	No Trace	No recommendation can be done as the business is not traceable

NB is stated where there is insufficient information to facilitate rating. However, it is not to be considered as unfavourable.

This score serves as a reference to assess SC's credit risk and to set the amount of credit to be extended. It is calculated from a composite of weighted scores obtained from each of the major sections of this report. The assessed factors are as follows:

- Financial condition covering various ratios
- Company background and operations size
- Promoters / Management background
- Payment record
- Litigation against the subject
- Industry scenario / competitor analysis
- Supplier / Customer / Banker review (wherever available)