

## MIRA INFORM REPORT

<b>Report No. :</b>	530165
<b>Report Date :</b>	17.09.2018

### IDENTIFICATION DETAILS

<b>Name :</b>	PINK SUN LTD
<b>Registered Office :</b>	Oak Tree House Henwick Hall, Selby, North Yorkshire, Yo8 8ld
<b>Country :</b>	United Kingdom
<b>Financials (as on) :</b>	31.12.2017
<b>Date of Incorporation :</b>	25.10.2010
<b>Com. Reg. No.:</b>	07418034
<b>Legal Form :</b>	Private limited with Share Capital
<b>Line of Business :</b>	Other Retail Sale Not In Stores, Stalls Or Markets
<b>No. of Employees :</b>	Not Available

### RATING & COMMENTS

(Mira Inform has adopted New Rating mechanism w.e.f. 23<sup>rd</sup> January 2017)

<b>MIRA's Rating :</b>	A
------------------------	---

Credit Rating	Explanation	Rating Comments
A	Acceptable Risk	Business dealings permissible with moderate risk of default

<b>Status :</b>	Satisfactory
<b>Payment Behaviour :</b>	Slow but Correct
<b>Litigation :</b>	Clear

#### NOTES :

Any query related to this report can be made on e-mail : [infodept@mirainform.com](mailto:infodept@mirainform.com) while quoting report number, name and date.

**DISCLAIMER :** This Report is **PRIVATE & CONFIDENTIAL** and it is prepared at the request of and for its use by the Subscriber only. The Subscriber shall use the contents of the Report merely as an aid to its business. Mira Inform Private Limited ("MIPL") has collated information/data in the Report, which have not been verified unless otherwise specifically mentioned in the Report. The Subscriber shall independently verify the accuracy and correctness of the information/data before in any way acting upon the same. MIPL shall not be liable for any harm, injury, loss or damage caused to the Subscriber due to default by the Subscriber's debtors/beneficiaries in fulfilling their obligations of any nature whatsoever. This Report or any of its portion shall not be used as a documentary evidence or otherwise before any investigative agencies or forum of law. This Report is confidential and proprietary to MIPL. The Subscriber and/or any other person(s) may not reproduce, publish or disclose any of the contents of the Report to others without the express authorization of MIPL. This Report is prepared and issued to the Subscriber without any risk, responsibility or liability on the part of MIPL or its officials.

**ECGC Country Risk Classification List**

Country Name	Previous Rating (31.12.2017)	Current Rating (01.04.2018)
United Kingdom	A1	A1

Risk Category	ECGC Classification
Insignificant	A1
Low Risk	A2
Moderately Low Risk	B1
Moderate Risk	B2
Moderately High Risk	C1
High Risk	C2
Very High Risk	D

### UNITED KINGDOM - ECONOMIC OVERVIEW

The UK, a leading trading power and financial center, is the third largest economy in Europe after Germany and France. Agriculture is intensive, highly mechanized, and efficient by European standards, producing about 60% of food needs with less than 2% of the labor force. The UK has large coal, natural gas, and oil resources, but its oil and natural gas reserves are declining; the UK has been a net importer of energy since 2005. Services, particularly banking, insurance, and business services, are key drivers of British GDP growth. Manufacturing, meanwhile, has declined in importance but still accounts for about 10% of economic output.

In 2008, the global financial crisis hit the economy particularly hard, due to the importance of its financial sector. Falling home prices, high consumer debt, and the global economic slowdown compounded the UK's economic problems, pushing the economy into recession in the latter half of 2008 and prompting the then BROWN (Labour) government to implement a number of measures to stimulate the economy and stabilize the financial markets. Facing burgeoning public deficits and debt levels, in 2010 the then CAMERON-led coalition government (between Conservatives and Liberal Democrats) initiated an austerity program, which has continued under the Conservative government. However, the deficit still remains one of the highest in the G7, standing at 3.6% of GDP as of 2017, and the UK has pledged to lower its corporation tax from 20% to 17% by 2020. The UK had a debt burden of 90.4% GDP at the end of 2017.

The UK economy has begun to slow since the referendum vote to leave the EU in June 2016. A sustained depreciation of the British pound has increased consumer and producer prices, weighing on consumer spending without spurring a meaningful increase in exports. The UK has an extensive trade relationship with other EU members through its single market membership, and economic observers have warned the exit will jeopardize its position as the central location for European financial services. Prime Minister MAY is seeking a new "deep and special" trade relationship with the EU following the UK's exit. However, economists doubt that the UK will be able to preserve the benefits of EU membership without the obligations. The UK is expected to officially leave the EU by the end of March 2019.

Source : CIA

## **COMPANY NAM AND ADDRESS**

Company Name: PINK SUN LTD  
Company No: 07418034  
Company Status: Active - Accounts Filed  
Registered Address: OAK TREE HOUSE HENWICK HALL SELBY NORTH YORKSHIRE YO8 8LD

## **CREDIT LIMIT**

Credit Limit £25,000

## **COMPANY SUMMARY**

Registered Address OAK TREE HOUSE HENWICK HALL  
SELBY  
NORTH YORKSHIRE  
YO8 8LD

Trading Address Oak Tree House  
Henwick Hall  
Burn  
Selby, North Yorkshire  
YO8 8LD

Website Address <http://www.pinksun.co.uk>

Telephone Number 07951653412

Fax Number

TPS No

FPS Yes

Incorporation Date 25/10/2010

Previous Name

Type Private limited with Share Capital

FTSE Index -

**DISCLAIMER** : This Report is **PRIVATE & CONFIDENTIAL** and it is prepared at the request of and for its use by the Subscriber only. The Subscriber shall use the contents of the Report merely as an aid to its business. Mira Inform Private Limited ("MIPL") has collated information/data in the Report, which have not been verified unless otherwise specifically mentioned in the Report. The Subscriber shall independently verify the accuracy and correctness of the information/data before in any way acting upon the same. MIPL shall not be liable for any harm, injury, loss or damage caused to the Subscriber due to default by the Subscriber's debtors/beneficiaries in fulfilling their obligations of any nature whatsoever. This Report or any of its portion shall not be used as a documentary evidence or otherwise before any investigative agencies or forum of law. This Report is confidential and proprietary to MIPL. The Subscriber and/or any other person(s) may not reproduce, publish or disclose any of the contents of the Report to others without the express authorization of MIPL. This Report is prepared and issued to the Subscriber without any risk, responsibility or liability on the part of MIPL or its officials.

Date of Change	-
Filing Date of Accounts	11/07/2018
Currency	GBP
Share Capital	£100
SIC07	47990
Charity Number	-
SIC07 Description	OTHER RETAIL SALE NOT IN STORES, STALLS OR MARKETS
Principal Activity	

## **ADDITIONAL INFORMATION**

CCJ's	0 (£0)
No CCJ Information To Display	
Ultimate Holding Company	-
Accountant	-
Mortgages	0
Group	0 companies
Linkages	0 companies
Countries	In 0 countries

## **KEY FINANCIALS**

Year to Date	Turnover	Pre Tax Profit	Shareholder's Funds	Employees
31/12/2017	-	-	£208,061	-
31/12/2016	-	-	£128,669	-
31/12/2015	-	-	£61,002	-

## **MORTGAGE SUMMARY**

Total Mortgage	0
Outstanding	0
Satisfied	0

**DISCLAIMER** : This Report is **PRIVATE & CONFIDENTIAL** and it is prepared at the request of and for its use by the Subscriber only. The Subscriber shall use the contents of the Report merely as an aid to its business. Mira Inform Private Limited ("MIPL") has collated information/data in the Report, which have not been verified unless otherwise specifically mentioned in the Report. The Subscriber shall independently verify the accuracy and correctness of the information/data before in any way acting upon the same. MIPL shall not be liable for any harm, injury, loss or damage caused to the Subscriber due to default by the Subscriber's debtors/beneficiaries in fulfilling their obligations of any nature whatsoever. This Report or any of its portion shall not be used as a documentary evidence or otherwise before any investigative agencies or forum of law. This Report is confidential and proprietary to MIPL. The Subscriber and/or any other person(s) may not reproduce, publish or disclose any of the contents of the Report to others without the express authorization of MIPL. This Report is prepared and issued to the Subscriber without any risk, responsibility or liability on the part of MIPL or its officials.

## **TRADE DEBTORS / BAD DEBT SUMMARY**

Total Number of Documented Trade 0  
Total Value of Documented Trade £0

## **COMMENTARY**

The latest Balance Sheet indicates a very positive net working capital position.
There has been an increase in shareholders funds compared with the previous balance sheet.
This company trades in an industry with a moderate level of corporate failures.

## **CCJ**

Total Number of Exact CCJs -	0	Total Value of Exact CCJs -	
Total Number of Possible CCJs -	0	Total Value of Possible CCJs -	
Total Number of Satisfied CCJs -	0	Total Value of Satisfied CCJs -	
Total Number of Writs -	-		

Total Current Directors	2	Total Current Secretaries	1
Total Previous Directors / Company Secretaries	0	Total Person's With Significant Control	2

## **CURRENT DIRECTORS**

Title	Mrs	Function	Director
Name	Deidre Lane	Nationality	New Zealander
Date of Birth	08/1975	Present Appointments	1
Latest Address	Oak Tree House Henwick Hall, Selby, North Yorkshire	Appointment Date	25/10/2010
Post Code	YO8 8LD		
Other Actions	<a href="#">View Director Report</a>	<a href="#">View Consumer Report</a>	<a href="#">View AML Report</a>
	<a href="#">View Trace Report</a>	<a href="#">View Compliance Report</a>	
Title	Mr	Function	Director
Name	Michael Lane	Nationality	New Zealander
Date of Birth	10/1974	Present Appointments	1

**DISCLAIMER** : This Report is **PRIVATE & CONFIDENTIAL** and it is prepared at the request of and for its use by the Subscriber only. The Subscriber shall use the contents of the Report merely as an aid to its business. Mira Inform Private Limited ("MIPL") has collated information/data in the Report, which have not been verified unless otherwise specifically mentioned in the Report. The Subscriber shall independently verify the accuracy and correctness of the information/data before in any way acting upon the same. MIPL shall not be liable for any harm, injury, loss or damage caused to the Subscriber due to default by the Subscriber's debtors/beneficiaries in fulfilling their obligations of any nature whatsoever. This Report or any of its portion shall not be used as a documentary evidence or otherwise before any investigative agencies or forum of law. This Report is confidential and proprietary to MIPL. The Subscriber and/or any other person(s) may not reproduce, publish or disclose any of the contents of the Report to others without the express authorization of MIPL. This Report is prepared and issued to the Subscriber without any risk, responsibility or liability on the part of MIPL or its officials.

<b>Latest Address</b>	Oak Tree House Henwick Hall, Selby, North Yorkshire	<b>Appointment Date</b>	25/10/2010
<b>Post Code</b>	YO8 8LD		
<b>Other Actions</b>	<a href="#">View Director Report</a>	<a href="#">View Consumer Report</a>	<a href="#">View AML Report</a>
	<a href="#">View Trace Report</a>	<a href="#">View Compliance Report</a>	

## **CURRENT COMPANY SECRETARY**





<b>Title</b>	Mr	<b>Function</b>	Company Secretary
<b>Name</b>	Michael Lane	<b>Nationality</b>	
<b>Date of Birth</b>	-	<b>Present Appointments</b>	1
<b>Latest Address</b>	Oak Tree House Henwick Hall, Selby, North Yorkshire	<b>Appointment Date</b>	01/11/2010
<b>Post Code</b>	YO8 8LD		
<b>Other Actions</b>		<a href="#">View Consumer Report</a>	<a href="#">View Trace Report</a>
	<a href="#">View Compliance Report</a>		

## **TOP SHAREHOLDERS**












Name	Currency	Share Count	Share Type	Nominal Value	% of Total Share Count
DEIDRE LANE	GBP	50	ORDINARY A	1	50
MICHAEL LANE	GBP	50	ORDINARY A	1	50

## **FINANCIALS**












### **Profit & Loss**

	Date Of Accounts	31/12/17	(%)	31/12/16	(%)	31/12/15	(%)	31/12/14	(%)	31/12/13
	Weeks	52	(%)	52	(%)	52	(%)	52	(%)	52
	Currency	GBP	(%)	GBP	(%)	GBP	(%)	GBP	(%)	GBP
	Consolidated A/cs	N	(%)	N	(%)	N	(%)	N	(%)	N
	<b>Turnover</b>	-	-	-	-	-	-	-	-	-
	Export	-	-	-	-	-	-	-	-	-
	Cost of Sales	-	-	-	-	-	-	-	-	-
	Gross Profit	-	-	-	-	-	-	-	-	-







**DISCLAIMER** : This Report is **PRIVATE & CONFIDENTIAL** and it is prepared at the request of and for its use by the Subscriber only. The Subscriber shall use the contents of the Report merely as an aid to its business. Mira Inform Private Limited ("MIPL") has collated information/data in the Report, which have not been verified unless otherwise specifically mentioned in the Report. The Subscriber shall independently verify the accuracy and correctness of the information/data before in any way acting upon the same. MIPL shall not be liable for any harm, injury, loss or damage caused to the Subscriber due to default by the Subscriber's debtors/beneficiaries in fulfilling their obligations of any nature whatsoever. This Report or any of its portion shall not be used as a documentary evidence or otherwise before any investigative agencies or forum of law. This Report is confidential and proprietary to MIPL. The Subscriber and/or any other person(s) may not reproduce, publish or disclose any of the contents of the Report to others without the express authorization of MIPL. This Report is prepared and issued to the Subscriber without any risk, responsibility or liability on the part of MIPL or its officials.

	Wages & Salaries	-	-	-	-	-	-	-	-	-
	Directors Emoluments	-	-	-	-	-	-	-	-	-
	<b>Operating Profit</b>	-	-	-	-	-	-	-	-	-
	Depreciation	-	-	-	-	£435	-25%	£580	203.7%	£191
	Audit Fees	-	-	-	-	-	-	-	-	-
	Interest Payments	-	-	-	-	-	-	-	-	-
	<b>Pre Tax Profit</b>	-	-	-	-	-	-	-	-	-
	Taxation	-	-	-	-	-	-	-	-	-
	Profit After Tax	-	-	-	-	-	-	-	-	-
	Dividends Payable	-	-	-	-	-	-	-	-	-
	<b>Retained Profit</b>	-	-	-	-	-	-	-	-	-






**Balance Sheet**

	<b>Date Of Accounts</b>	<b>31/12/17</b>	<b>(%)</b>	<b>31/12/16</b>	<b>(%)</b>	<b>31/12/15</b>	<b>(%)</b>	<b>31/12/14</b>	<b>(%)</b>	<b>31/12/13</b>
	Tangible Assets	£734	-25%	£979	-25%	£1,306	-25%	£1,741	203.8%	£573
	Intangible Assets	0	-	0	-	0	-	0	-	0
	<b>Total Fixed Assets</b>	<b>£734</b>	<b>-25%</b>	<b>£979</b>	<b>-25%</b>	<b>£1,306</b>	<b>-25%</b>	<b>£1,741</b>	<b>203.8%</b>	<b>£573</b>
	Stock	0	-	0	-100%	£145,762	-2.4%	£149,360	27.2%	£117,393
	Trade Debtors	£333,852	30.2%	£256,444	999.9%	£2,934	-	0	-100%	£3,964
	Cash	0	-	0	-100%	£66,441	-20.1%	£83,142	118.3%	£38,094
	Other Debtors	0	-	0	-	0	-	0	-	0
	Miscellaneous Current Assets	0	-	0	-	0	-	0	-	0
	<b>Total Current Assets</b>	<b>£333,852</b>	<b>30.2%</b>	<b>£256,444</b>	<b>19.2%</b>	<b>£215,137</b>	<b>-7.5%</b>	<b>£232,502</b>	<b>45.8%</b>	<b>£159,451</b>
	Trade Creditors	£126,525	-1.7%	£128,754	-17.2%	£155,441	25.3%	£124,029	64.2%	£75,520
	Bank Loans & Overdrafts	0	-	0	-	0	-	0	-	0





**DISCLAIMER** : This Report is **PRIVATE & CONFIDENTIAL** and it is prepared at the request of and for its use by the Subscriber only. The Subscriber shall use the contents of the Report merely as an aid to its business. Mira Inform Private Limited ("MIPL") has collated information/data in the Report, which have not been verified unless otherwise specifically mentioned in the Report. The Subscriber shall independently verify the accuracy and correctness of the information/data before in any way acting upon the same. MIPL shall not be liable for any harm, injury, loss or damage caused to the Subscriber due to default by the Subscriber's debtors/beneficiaries in fulfilling their obligations of any nature whatsoever. This Report or any of its portion shall not be used as a documentary evidence or otherwise before any investigative agencies or forum of law. This Report is confidential and proprietary to MIPL. The Subscriber and/or any other person(s) may not reproduce, publish or disclose any of the contents of the Report to others without the express authorization of MIPL. This Report is prepared and issued to the Subscriber without any risk, responsibility or liability on the part of MIPL or its officials.

	Other Short Term Finance	0	-	0	-	0	-	0	-	0
	Miscellaneous Current Liabilities	0	-	0	-	0	-	0	-	0
	<b>Total Current Liabilities</b>	<b>£126,525</b>	<b>-1.7%</b>	<b>£128,754</b>	<b>-17.2%</b>	<b>£155,441</b>	<b>25.3%</b>	<b>£124,029</b>	<b>64.2%</b>	<b>£75,520</b>
	Bank Loans & Overdrafts and LTL	0	-	0	-	0	-	0	-	0
	Other Long Term Finance	0	-	0	-	0	-	0	-	0
	<b>Total Long Term Liabilities</b>	<b>0</b>	<b>-</b>	<b>0</b>	<b>-</b>	<b>0</b>	<b>-</b>	<b>0</b>	<b>-</b>	<b>0</b>


**Capital & Reserves**

	Date Of Accounts	31/12/17	(%)	31/12/16	(%)	31/12/15	(%)	31/12/14	(%)	31/12/13
	Called Up Share Capital	-	-	-	-100%	£100	-	£100	-	£100
	P & L Account Reserve	£208,061	61.7%	£128,669	111.3%	£60,902	-44.7%	£110,114	30.5%	£84,404
	Revaluation Reserve	-	-	-	-	-	-	-	-	-
	Sundry Reserves	-	-	-	-	-	-	-	-	-
	<b>Shareholder Funds</b>	<b>£208,061</b>	<b>61.7%</b>	<b>£128,669</b>	<b>110.9%</b>	<b>£61,002</b>	<b>-44.7%</b>	<b>£110,214</b>	<b>30.4%</b>	<b>£84,504</b>





**Other Financial Items**

	Date Of Accounts	31/12/17	(%)	31/12/16	(%)	31/12/15	(%)	31/12/14	(%)	31/12/13
	<b>Net Worth</b>	<b>£208,061</b>	<b>61.7%</b>	<b>£128,669</b>	<b>110.9%</b>	<b>£61,002</b>	<b>-44.7%</b>	<b>£110,214</b>	<b>30.4%</b>	<b>£84,504</b>
	<b>Working Capital</b>	<b>£207,327</b>	<b>62.4%</b>	<b>£127,690</b>	<b>113.9%</b>	<b>£59,696</b>	<b>-45%</b>	<b>£108,473</b>	<b>29.2%</b>	<b>£83,931</b>
	<b>Total Assets</b>	<b>£334,586</b>	<b>30%</b>	<b>£257,423</b>	<b>18.9%</b>	<b>£216,443</b>	<b>-7.6%</b>	<b>£234,243</b>	<b>46.4%</b>	<b>£160,024</b>
	<b>Total Liabilities</b>	<b>£126,525</b>	<b>-1.7%</b>	<b>£128,754</b>	<b>-17.2%</b>	<b>£155,441</b>	<b>25.3%</b>	<b>£124,029</b>	<b>64.2%</b>	<b>£75,520</b>



**DISCLAIMER** : This Report is **PRIVATE & CONFIDENTIAL** and it is prepared at the request of and for its use by the Subscriber only. The Subscriber shall use the contents of the Report merely as an aid to its business. Mira Inform Private Limited ("MIPL") has collated information/data in the Report, which have not been verified unless otherwise specifically mentioned in the Report. The Subscriber shall independently verify the accuracy and correctness of the information/data before in any way acting upon the same. MIPL shall not be liable for any harm, injury, loss or damage caused to the Subscriber due to default by the Subscriber's debtors/beneficiaries in fulfilling their obligations of any nature whatsoever. This Report or any of its portion shall not be used as a documentary evidence or otherwise before any investigative agencies or forum of law. This Report is confidential and proprietary to MIPL. The Subscriber and/or any other person(s) may not reproduce, publish or disclose any of the contents of the Report to others without the express authorization of MIPL. This Report is prepared and issued to the Subscriber without any risk, responsibility or liability on the part of MIPL or its officials.

	<b>Net Assets</b>	<b>£208,061</b>	<b>61.7%</b>	<b>£128,669</b>	<b>110.9%</b>	<b>£61,002</b>	<b>- 44.7%</b>	<b>£110,214</b>	<b>30.4%</b>	<b>£84,504</b>
---	-------------------	-----------------	--------------	-----------------	---------------	----------------	----------------	-----------------	--------------	----------------










**Cash Flow**

	<b>Date Of Accounts</b>	<b>31/12/17</b>	<b>(%)</b>	<b>31/12/16</b>	<b>(%)</b>	<b>31/12/15</b>	<b>(%)</b>	<b>31/12/14</b>	<b>(%)</b>	<b>31/12/13</b>
	Net Cashflow from Operations	-	-	-	-	-	-	-	-	-
	Net Cashflow before Financing	-	-	-	-	-	-	-	-	-
	Net Cashflow from Financing	-	-	-	-	-	-	-	-	-
	Increase in Cash	-	-	-	-	-	-	-	-	-






**Miscellaneous**

	<b>Date Of Accounts</b>	<b>31/12/17</b>	<b>(%)</b>	<b>31/12/16</b>	<b>(%)</b>	<b>31/12/15</b>	<b>(%)</b>	<b>31/12/14</b>	<b>(%)</b>	<b>31/12/13</b>
	Contingent Liability	NO	-	NO	-	NO	-	NO	-	NO
	Capital Employed	£208,061	61.7%	£128,669	110.9%	£61,002	- 44.7%	£110,214	30.4%	£84,504
	Number of Employees	-	-	-	-	-	-	-	-	-
	Accountants									
	Auditors									
	Auditor Comments	The company is exempt from audit								
	Bankers									
	Bank Branch Code									

**Ratios**

	<b>Date Of Accounts</b>	<b>31/12/17</b>	<b>31/12/16</b>	<b>31/12/15</b>	<b>31/12/14</b>	<b>31/12/13</b>
	Pre-tax profit margin %	-	-	-	-	-
	Current ratio	2.64	1.99	1.38	1.87	2.11
	Sales/Net Working Capital	-	-	-	-	-
	Gearing %	0	0	0	0	0
	Equity in %	62.20	50	28.20	47.10	52.80
	Creditor Days	-	-	-	-	-
	Debtor Days	-	-	-	-	-
	Liquidity/Acid Test	2.63	1.99	0.44	0.67	0.55
	Return On Capital Employed %	-	-	-	-	-

**DISCLAIMER** : This Report is **PRIVATE & CONFIDENTIAL** and it is prepared at the request of and for its use by the Subscriber only. The Subscriber shall use the contents of the Report merely as an aid to its business. Mira Inform Private Limited ("MIPL") has collated information/data in the Report, which have not been verified unless otherwise specifically mentioned in the Report. The Subscriber shall independently verify the accuracy and correctness of the information/data before in any way acting upon the same. MIPL shall not be liable for any harm, injury, loss or damage caused to the Subscriber due to default by the Subscriber's debtors/beneficiaries in fulfilling their obligations of any nature whatsoever. This Report or any of its portion shall not be used as a documentary evidence or otherwise before any investigative agencies or forum of law. This Report is confidential and proprietary to MIPL. The Subscriber and/or any other person(s) may not reproduce, publish or disclose any of the contents of the Report to others without the express authorization of MIPL. This Report is prepared and issued to the Subscriber without any risk, responsibility or liability on the part of MIPL or its officials.

	Return On Total Assets Employed %	-	-	-	-	-
	Current Debt Ratio	0.60	1	2.54	1.12	0.89
	Total Debt Ratio	0.60	1	2.54	1.12	0.89
	Stock Turnover Ratio %	-	-	-	-	-
	Return on Net Assets Employed %	-	-	-	-	-

## **EVENT HISTORY VIEW DOCUMENTS**

Date	Description
13/07/2018	New Accounts Filed
25/05/2018	Confirmation Statement
05/08/2017	New Accounts Filed
23/05/2017	Confirmation Statement
03/07/2016	New Accounts Filed
07/06/2016	Annual Returns
21/08/2015	New Accounts Filed
21/08/2015	New Accounts Filed
23/05/2015	Annual Returns
08/11/2014	Annual Returns
01/10/2014	New Accounts Filed
01/10/2014	New Accounts Filed
26/06/2014	Change in Reg.Office
26/06/2014	Change of Company Postcode
23/12/2013	New Accounts Filed

### **Previous Company Names**

No Previous Names found

### **Writ Details**

No writs found

## **STATISTICS**

<b>Group</b>	-
<b>Linkages</b>	0 companies
<b>Countries</b>	In 0 countries

**DISCLAIMER** : This Report is **PRIVATE & CONFIDENTIAL** and it is prepared at the request of and for its use by the Subscriber only. The Subscriber shall use the contents of the Report merely as an aid to its business. Mira Inform Private Limited ("MIPL") has collated information/data in the Report, which have not been verified unless otherwise specifically mentioned in the Report. The Subscriber shall independently verify the accuracy and correctness of the information/data before in any way acting upon the same. MIPL shall not be liable for any harm, injury, loss or damage caused to the Subscriber due to default by the Subscriber's debtors/beneficiaries in fulfilling their obligations of any nature whatsoever. This Report or any of its portion shall not be used as a documentary evidence or otherwise before any investigative agencies or forum of law. This Report is confidential and proprietary to MIPL. The Subscriber and/or any other person(s) may not reproduce, publish or disclose any of the contents of the Report to others without the express authorization of MIPL. This Report is prepared and issued to the Subscriber without any risk, responsibility or liability on the part of MIPL or its officials.

## **SUMMARY**

Holding Company	-
Ownership Status	
Ultimate Holding Company	-

## **GROUP STRUCTURE FULL**

No Group Structure

## **STATISTICS**

Group	0 companies
Linkages	0 companies
Countries	In 0 countries

## **PREVIOUS DIRECTOR/COMPANY SECRETARIES**

No Previous Director Details

<b>Total Persons With Significant Control</b>	2	<b>Total Statements</b>	0
<b>Active</b>	2	<b>Active</b>	0
<b>Ceased</b>	0	<b>Ceased</b>	0

## **ACTIVE PERSONS WITH SIGNIFICANT CONTROL**

<b>Name</b>	Mr Michael Lane	<b>Kind</b>	Individual Person With Significant Control
<b>Address</b>	Oak Tree House Henwick Hall, Selby, North Yorkshire	<b>Country Of Residence</b>	England
<b>Post Code</b>	YO8 8LD	<b>Nationality</b>	British
<b>Date of Birth</b>	10/1974	<b>Notified On</b>	06/04/2016
<b>Nature Of Control</b>	Ownership of shares - between 25% and 50%		
<b>Name</b>	Mrs Deidre Lane	<b>Kind</b>	Individual Person With Significant Control
<b>Address</b>	Oak Tree House Henwick Hall, Selby, North Yorkshire	<b>Country Of Residence</b>	England

**DISCLAIMER** : This Report is **PRIVATE & CONFIDENTIAL** and it is prepared at the request of and for its use by the Subscriber only. The Subscriber shall use the contents of the Report merely as an aid to its business. Mira Inform Private Limited ("MIPL") has collated information/data in the Report, which have not been verified unless otherwise specifically mentioned in the Report. The Subscriber shall independently verify the accuracy and correctness of the information/data before in any way acting upon the same. MIPL shall not be liable for any harm, injury, loss or damage caused to the Subscriber due to default by the Subscriber's debtors/beneficiaries in fulfilling their obligations of any nature whatsoever. This Report or any of its portion shall not be used as a documentary evidence or otherwise before any investigative agencies or forum of law. This Report is confidential and proprietary to MIPL. The Subscriber and/or any other person(s) may not reproduce, publish or disclose any of the contents of the Report to others without the express authorization of MIPL. This Report is prepared and issued to the Subscriber without any risk, responsibility or liability on the part of MIPL or its officials.

**PINK SUN LTD - 530165**

**PAGE NO. : 13**

Post Code	YO8 8LD	Nationality	British
Date of Birth	08/1975	Notified On	06/04/2016
Nature Of Control	Ownership of shares - between 25% and 50%		

## **CEASED PERSONS WITH SIGNIFICANT CONTROL**

No Ceased Persons With Significant Control To Display

## **ACTIVE STATEMENTS**

No Active Statements To Display

## **CEASED STATEMENTS**

No Ceased Statements To Display

**FOREIGN EXCHANGE RATES**

Currency	Unit	Indian Rupee
US Dollar	1	INR 71.81
UK Pound	1	INR 94.16
Euro	1	INR 83.98
GBP	1	INR 94.94

**Note** : Above are approximate rates obtained from sources believed to be correct

**INFORMATION DETAILS**

<b>Analysis Done by :</b>	NIS
<b>Report Prepared by :</b>	KET

**DISCLAIMER** : This Report is **PRIVATE & CONFIDENTIAL** and it is prepared at the request of and for its use by the Subscriber only. The Subscriber shall use the contents of the Report merely as an aid to its business. Mira Inform Private Limited ("MIPL") has collated information/data in the Report, which have not been verified unless otherwise specifically mentioned in the Report. The Subscriber shall independently verify the accuracy and correctness of the information/data before in any way acting upon the same. MIPL shall not be liable for any harm, injury, loss or damage caused to the Subscriber due to default by the Subscriber's debtors/beneficiaries in fulfilling their obligations of any nature whatsoever. This Report or any of its portion shall not be used as a documentary evidence or otherwise before any investigative agencies or forum of law. This Report is confidential and proprietary to MIPL. The Subscriber and/or any other person(s) may not reproduce, publish or disclose any of the contents of the Report to others without the express authorization of MIPL. This Report is prepared and issued to the Subscriber without any risk, responsibility or liability on the part of MIPL or its officials.

**RATING EXPLANATIONS**

Credit Rating	Explanation	Rating Comments
A++	Minimum Risk	Business dealings permissible with minimum risk of default
A+	Low Risk	Business dealings permissible with low risk of default
A	Acceptable Risk	Business dealings permissible with moderate risk of default
B	Medium Risk	Business dealings permissible on a regular monitoring basis
C	Medium High Risk	Business dealings permissible preferably on secured basis
D	High Risk	Business dealing not recommended or on secured terms only
NB	New Business	No recommendation can be done due to business in infancy stage
NT	No Trace	No recommendation can be done as the business is not traceable

NB is stated where there is insufficient information to facilitate rating. However, it is not to be considered as unfavourable.

This score serves as a reference to assess SC's credit risk and to set the amount of credit to be extended. It is calculated from a composite of weighted scores obtained from each of the major sections of this report. The assessed factors are as follows:

- Financial condition covering various ratios
- Company background and operations size
- Promoters / Management background
- Payment record
- Litigation against the subject
- Industry scenario / competitor analysis
- Supplier / Customer / Banker review (wherever available)