

MIRA INFORM REPORT

Report No. :	530294
Report Date :	17.09.2018

IDENTIFICATION DETAILS

Name :	STONEYARD LTD
Registered Office :	Unit 4 & 5 Bush Industrial Estate, Standard London Nw10 6df
Country :	United Kingdom
Financials (as on) :	31.12.2017
Date of Incorporation :	02.01.2007
Com. Reg. No.:	06039256
Legal Form :	Private Limited with Share Capital
Line of Business :	<ul style="list-style-type: none"> Other business support service activities n.e.c. Wholesale trading of granite, limestone, marble, onex, quartz, slate, travertine.
No. of Employees :	5

RATING & COMMENTS

(Mira Inform has adopted New Rating mechanism w.e.f. 23rd January 2017)

MIRA's Rating :	A
-----------------	---

Credit Rating	Explanation	Rating Comments
A	Acceptable Risk	Business dealings permissible with moderate risk of default

Status :	Good
Payment Behaviour :	Regular
Litigation :	Clear

NOTES :

Any query related to this report can be made on e-mail : infodept@mirainform.com while quoting report number, name and date.

DISCLAIMER : This Report is **PRIVATE & CONFIDENTIAL** and it is prepared at the request of and for its use by the Subscriber only. The Subscriber shall use the contents of the Report merely as an aid to its business. Mira Inform Private Limited ("MIPL") has collated information/data in the Report, which have not been verified unless otherwise specifically mentioned in the Report. The Subscriber shall independently verify the accuracy and correctness of the information/data before in any way acting upon the same. MIPL shall not be liable for any harm, injury, loss or damage caused to the Subscriber due to default by the Subscriber's debtors/beneficiaries in fulfilling their obligations of any nature whatsoever. This Report or any of its portion shall not be used as a documentary evidence or otherwise before any investigative agencies or forum of law. This Report is confidential and proprietary to MIPL. The Subscriber and/or any other person(s) may not reproduce, publish or disclose any of the contents of the Report to others without the express authorization of MIPL. This Report is prepared and issued to the Subscriber without any risk, responsibility or liability on the part of MIPL or its officials.

ECGC Country Risk Classification List

Country Name	Previous Rating (31.12.2017)	Current Rating (01.04.2018)
United Kingdom	A1	A1

Risk Category	ECGC Classification
Insignificant	A1
Low Risk	A2
Moderately Low Risk	B1
Moderate Risk	B2
Moderately High Risk	C1
High Risk	C2
Very High Risk	D

UNITED KINGDOM - ECONOMIC OVERVIEW

The UK, a leading trading power and financial center, is the third largest economy in Europe after Germany and France. Agriculture is intensive, highly mechanized, and efficient by European standards, producing about 60% of food needs with less than 2% of the labor force. The UK has large coal, natural gas, and oil resources, but its oil and natural gas reserves are declining; the UK has been a net importer of energy since 2005. Services, particularly banking, insurance, and business services, are key drivers of British GDP growth. Manufacturing, meanwhile, has declined in importance but still accounts for about 10% of economic output.

In 2008, the global financial crisis hit the economy particularly hard, due to the importance of its financial sector. Falling home prices, high consumer debt, and the global economic slowdown compounded the UK's economic problems, pushing the economy into recession in the latter half of 2008 and prompting the then BROWN (Labour) government to implement a number of measures to stimulate the economy and stabilize the financial markets. Facing burgeoning public deficits and debt levels, in 2010 the then CAMERON-led coalition government (between Conservatives and Liberal Democrats) initiated an austerity program, which has continued under the Conservative government. However, the deficit still remains one of the highest in the G7, standing at 3.6% of GDP as of 2017, and the UK has pledged to lower its corporation tax from 20% to 17% by 2020. The UK had a debt burden of 90.4% GDP at the end of 2017.

The UK economy has begun to slow since the referendum vote to leave the EU in June 2016. A sustained depreciation of the British pound has increased consumer and producer prices, weighing on consumer spending without spurring a meaningful increase in exports. The UK has an extensive trade relationship with other EU members through its single market membership, and economic observers have warned the exit will jeopardize its position as the central location for European financial services. Prime Minister MAY is seeking a new "deep and special" trade relationship with the EU following the UK's exit. However, economists doubt that the UK will be able to preserve the benefits of EU membership without the obligations. The UK is expected to officially leave the EU by the end of March 2019.

Source : CIA

COMPANY NAME AND ADDRESS

Company Name: **STONEYARD LTD**
Company No: **06039256**
Company Status: **Active - Accounts Filed**
Registered Address: **UNIT 4 & 5BUSH INDUSTRIAL ESTATE, STANDARDLONDONNW10
6DF**

COMPANY SUMMARY

Registered Address UNIT 4 & 5
BUSH INDUSTRIAL ESTATE, STANDARD
LONDON
NW10 6DF

Trading Address Unit 5
Bush Industrial Estate
Standard Road
London
NW10 6DF

Website Address <http://www.stoneyard.org>

Telephone Number 02089519333
Fax Number
TPS No
FPS Yes
Incorporation Date 02/01/2007
Previous Name
Type Private limited with Share Capital
FTSE Index -
Date of Change -
Filing Date of Accounts 27/06/2018
Currency GBP
Share Capital £1
SIC07 82990
Charity Number -
SIC07 Description OTHER BUSINESS SUPPORT SERVICE ACTIVITIES N.E.C.
Principal Activity A wholesale trading of granite, limestone, marble, onex, quartz, slate,
travertine.

ADDITIONAL INFORMATION

CCJ's 0 (£0)

DISCLAIMER : This Report is **PRIVATE & CONFIDENTIAL** and it is prepared at the request of and for its use by the Subscriber only. The Subscriber shall use the contents of the Report merely as an aid to its business. Mira Inform Private Limited ("MIPL") has collated information/data in the Report, which have not been verified unless otherwise specifically mentioned in the Report. The Subscriber shall independently verify the accuracy and correctness of the information/data before in any way acting upon the same. MIPL shall not be liable for any harm, injury, loss or damage caused to the Subscriber due to default by the Subscriber's debtors/beneficiaries in fulfilling their obligations of any nature whatsoever. This Report or any of its portion shall not be used as a documentary evidence or otherwise before any investigative agencies or forum of law. This Report is confidential and proprietary to MIPL. The Subscriber and/or any other person(s) may not reproduce, publish or disclose any of the contents of the Report to others without the express authorization of MIPL. This Report is prepared and issued to the Subscriber without any risk, responsibility or liability on the part of MIPL or its officials.

No CCJ Information To Display	-
Ultimate Holding Company	-
Accountant	AMITY MANAGEMENT CONSULTING LTD
Mortgages	3
Trade Debtors	-
Group	0 companies
Linkages	0 companies
Countries	In 0 countries

KEY FINANCIALS

Year to Date	Turnover	Pre Tax Profit	Shareholder's Funds	Employees
31/12/2017	-	-	£1,566,196	5
31/12/2016	-	-	£1,357,681	6
31/12/2015	-	-	£1,121,608	-

MORTGAGE SUMMARY

Total Mortgage	3
Outstanding	3
Satisfied	0

TRADE DEBTORS / BAD DEBT SUMMARY

Total Number of Documented Trade	3
Total Value of Documented Trade	£9,838

COMMENTARY

This company has been treated as a Small company in respect of the rating/limit generated.
The latest Balance Sheet indicates a very positive net working capital position.
The latest cash balances represent a positive level in terms of the overall outstanding creditor obligations.
There has been an increase in shareholders funds compared with the previous balance sheet.
This company trades in an industry with a moderate level of corporate failures.

CCJ

Total Number of Exact CCJs -	0	Total Value of Exact CCJs -
Total Number of Possible CCJs -	0	Total Value of Possible CCJs -
Total Number of Satisfied CCJs -	0	Total Value of Satisfied CCJs -
Total Number of Writs -	-	

CURRENT DIRECTORS

Title	Mr	Function	Director
Name	Zulfikar Kasam Momin	Nationality	Indian
Date of Birth	07/1967	Present Appointments	1
Latest Address	401 Fatimid Co-Op Hsg Soc Ltd, Jogeshwari W, 400102 Mumbai	Appointment Date	02/01/2007
Post Code			

CURRENT COMPANY SECRETARY

Title		Function	Company Secretary
Name	Imtiyaz Rahim Prasla	Nationality	
Date of Birth	-	Present Appointments	1
Latest Address	Unit 4 & 5, Bush Industrial Estate, Standard Road Park Royal, London	Appointment Date	01/12/2009
Post Code	NW10 6DF		

TOP SHAREHOLDERS
















Name	Currency	Share Count	Share Type	Nominal Value	% of Total Share Count
ZULFIKAR KASAM MOMIN	GBP	1	ORDINARY	1	100

FINANCIALS








Profit & Loss

Date Of Accounts	31/12/17	(%)	31/12/16	(%)	31/12/15	(%)	31/12/14	(%)	31/12/13
Weeks	52	(%)	52	(%)	52	(%)	52	(%)	52











DISCLAIMER : This Report is **PRIVATE & CONFIDENTIAL** and it is prepared at the request of and for its use by the Subscriber only. The Subscriber shall use the contents of the Report merely as an aid to its business. Mira Inform Private Limited ("MIPL") has collated information/data in the Report, which have not been verified unless otherwise specifically mentioned in the Report. The Subscriber shall independently verify the accuracy and correctness of the information/data before in any way acting upon the same. MIPL shall not be liable for any harm, injury, loss or damage caused to the Subscriber due to default by the Subscriber's debtors/beneficiaries in fulfilling their obligations of any nature whatsoever. This Report or any of its portion shall not be used as a documentary evidence or otherwise before any investigative agencies or forum of law. This Report is confidential and proprietary to MIPL. The Subscriber and/or any other person(s) may not reproduce, publish or disclose any of the contents of the Report to others without the express authorization of MIPL. This Report is prepared and issued to the Subscriber without any risk, responsibility or liability on the part of MIPL or its officials.

	Currency	GBP	(%)	GBP	(%)	GBP	(%)	GBP	(%)	GBP
	Consolidated A/cs	N	(%)	N	(%)	N	(%)	N	(%)	N
	Turnover	-	-	-	-	-	-	-	-	-
	Export	-	-	-	-	-	-	-	-	-
	Cost of Sales	-	-	-	-	-	-	-	-	-
	Gross Profit	-	-	-	-	-	-	-	-	-
	Wages & Salaries	-	-	-	-	-	-	-	-	-
	Directors Emoluments	-	-	-	-	-	-	-	-	-
	Operating Profit	-	-	-	-	-	-	-	-	-
	Depreciation	£18,173	9.3%	£16,632	3.7%	£17,263	5.1%	£18,183	3.1%	£18,774
	Audit Fees	-	-	-	-	-	-	-	-	-
	Interest Payments	-	-	-	-	-	-	-	-	-
	Pre Tax Profit	-	-	-	-	-	-	-	-	-
	Taxation	-	-	-	-	-	-	-	-	-
	Profit After Tax	-	-	-	-	-	-	-	-	-
	Dividends Payable	-	-	-	-	-	-	-	-	-
	Retained Profit	-	-	-	-	-	-	-	-	-






Balance Sheet

	Date Of Accounts	31/12/17	(%)	31/12/16	(%)	31/12/15	(%)	31/12/14	(%)	31/12/13
	Tangible Assets	£79,214	7.6%	£73,587	6.4%	£69,181	22.5%	£89,288	1.9%	£87,653
	Intangible Assets	0	-	0	-	0	-	0	-	0
	Total Fixed Assets	£79,214	7.6%	£73,587	6.4%	£69,181	22.5%	£89,288	1.9%	£87,653
	Stock	£865,764	23.7%	£700,099	6.5%	£657,300	6.3%	£701,582	50.6%	£465,721
	Trade Debtors	£249,083	26.6%	£339,223	13.9%	£393,831	20.7%	£326,338	15.8%	£281,846
	Cash	£459,594	43.1%	£321,278	65.8%	£193,804	89.3%	£102,387	34.5%	£76,118
	Other Debtors	£57,997	58.8%	£140,664	130.5%	£61,026	-	0	-	0

DISCLAIMER : This Report is **PRIVATE & CONFIDENTIAL** and it is prepared at the request of and for its use by the Subscriber only. The Subscriber shall use the contents of the Report merely as an aid to its business. Mira Inform Private Limited ("MIPL") has collated information/data in the Report, which have not been verified unless otherwise specifically mentioned in the Report. The Subscriber shall independently verify the accuracy and correctness of the information/data before in any way acting upon the same. MIPL shall not be liable for any harm, injury, loss or damage caused to the Subscriber due to default by the Subscriber's debtors/beneficiaries in fulfilling their obligations of any nature whatsoever. This Report or any of its portion shall not be used as a documentary evidence or otherwise before any investigative agencies or forum of law. This Report is confidential and proprietary to MIPL. The Subscriber and/or any other person(s) may not reproduce, publish or disclose any of the contents of the Report to others without the express authorization of MIPL. This Report is prepared and issued to the Subscriber without any risk, responsibility or liability on the part of MIPL or its officials.

	Miscellaneous Current Assets	0	-	0	-	0	-	0	-	0
	Total Current Assets	£1,632,438	8.7%	£1,501,264	15%	£1,305,961	15.5%	£1,130,307	37.2%	£823,685
	Trade Creditors	0	-	0	-	0	-100%	£288,235	308.8%	£70,503
	Bank Loans & Overdrafts	0	-	0	-	0	-	0	-	0
	Other Short Term Finance	0	-	0	-	0	-	0	-	0
	Miscellaneous Current Liabilities	£92,941	-29.4%	£131,572	-19.8%	£164,137	-	0	-	0
	Total Current Liabilities	£92,941	-29.4%	£131,572	-19.8%	£164,137	-43.1%	£288,235	308.8%	£70,503
	Bank Loans & Overdrafts and LTL	£52,515	-38.6%	£85,598	-4.2%	£89,397	-7%	£96,127	-7.4%	£103,834
	Other Long Term Finance	£52,515	-38.6%	£85,598	-4.2%	£89,397	-	0	-	0
	Total Long Term Liabilities	£52,515	-38.6%	£85,598	-4.2%	£89,397	-7%	£96,127	-7.4%	£103,834

Capital & Reserves

	Date Of Accounts	31/12/17	(%)	31/12/16	(%)	31/12/15	(%)	31/12/14	(%)	31/12/13
	Called Up Share Capital	£1	-	£1	-	£1	-	£1	-	£1
	P & L Account Reserve	£1,243,543	20.1%	£1,035,028	29.5%	£798,955	55.9%	£512,580	23.7%	£414,348
	Revaluation Reserve	-	-	-	-	-	-	-	-	-
	Sundry Reserves	£322,652	-	£322,652	-	£322,652	-	£322,652	-	£322,652
	Shareholder Funds	£1,566,196	15.4%	£1,357,681	21%	£1,121,608	34.3%	£835,233	13.3%	£737,001

DISCLAIMER : This Report is **PRIVATE & CONFIDENTIAL** and it is prepared at the request of and for its use by the Subscriber only. The Subscriber shall use the contents of the Report merely as an aid to its business. Mira Inform Private Limited ("MIPL") has collated information/data in the Report, which have not been verified unless otherwise specifically mentioned in the Report. The Subscriber shall independently verify the accuracy and correctness of the information/data before in any way acting upon the same. MIPL shall not be liable for any harm, injury, loss or damage caused to the Subscriber due to default by the Subscriber's debtors/beneficiaries in fulfilling their obligations of any nature whatsoever. This Report or any of its portion shall not be used as a documentary evidence or otherwise before any investigative agencies or forum of law. This Report is confidential and proprietary to MIPL. The Subscriber and/or any other person(s) may not reproduce, publish or disclose any of the contents of the Report to others without the express authorization of MIPL. This Report is prepared and issued to the Subscriber without any risk, responsibility or liability on the part of MIPL or its officials.

Other Financial Items

	Date Of Accounts	31/12/17	(%)	31/12/16	(%)	31/12/15	(%)	31/12/14	(%)	31/12/13
	Net Worth	£1,566,196	15.4%	£1,357,681	21%	£1,121,608	34.3%	£835,233	13.3%	£737,001
	Working Capital	£1,539,497	12.4%	£1,369,692	20%	£1,141,824	35.6%	£842,072	11.8%	£753,182
	Total Assets	£1,711,652	8.7%	£1,574,851	14.5%	£1,375,142	12.8%	£1,219,595	33.8%	£911,338
	Total Liabilities	£145,456	-33%	£217,170	-14.3%	£253,534	-34%	£384,362	120.5%	£174,337
	Net Assets	£1,566,196	15.4%	£1,357,681	21%	£1,121,608	34.3%	£835,233	13.3%	£737,001

Cash Flow















	Date Of Accounts	31/12/17	(%)	31/12/16	(%)	31/12/15	(%)	31/12/14	(%)	31/12/13
	Net Cashflow from Operations	-	-	-	-	-	-	-	-	-
	Net Cashflow before Financing	-	-	-	-	-	-	-	-	-
	Net Cashflow from Financing	-	-	-	-	-	-	-	-	-
	Increase in Cash	-	-	-	-	-	-	-	-	-

Miscellaneous

	Date Of Accounts	31/12/17	(%)	31/12/16	(%)	31/12/15	(%)	31/12/14	(%)	31/12/13
	Contingent Liability	NO	-	NO	-	NO	-	NO	-	NO
	Capital Employed	£1,618,711	12.2%	£1,443,279	19.2%	£1,211,005	30%	£931,360	10.8%	£840,835
	Number of Employees	5	-16.7%	6	-	-	-	-	-	-
	Accountants	AMITY MANAGEMENT CONSULTING LTD								
	Auditors									
	Auditor Comments	The company is exempt from audit								
	Bankers									
	Bank Branch Code									

Ratios

DISCLAIMER : This Report is **PRIVATE & CONFIDENTIAL** and it is prepared at the request of and for its use by the Subscriber only. The Subscriber shall use the contents of the Report merely as an aid to its business. Mira Inform Private Limited ("MIPL") has collated information/data in the Report, which have not been verified unless otherwise specifically mentioned in the Report. The Subscriber shall independently verify the accuracy and correctness of the information/data before in any way acting upon the same. MIPL shall not be liable for any harm, injury, loss or damage caused to the Subscriber due to default by the Subscriber's debtors/beneficiaries in fulfilling their obligations of any nature whatsoever. This Report or any of its portion shall not be used as a documentary evidence or otherwise before any investigative agencies or forum of law. This Report is confidential and proprietary to MIPL. The Subscriber and/or any other person(s) may not reproduce, publish or disclose any of the contents of the Report to others without the express authorization of MIPL. This Report is prepared and issued to the Subscriber without any risk, responsibility or liability on the part of MIPL or its officials.

	Date Of Accounts	31/12/17	31/12/16	31/12/15	31/12/14	31/12/13
	Pre-tax profit margin %	-	-	-	-	-
	Current ratio	17.56	11.41	7.96	3.92	11.68
	Sales/Net Working Capital	-	-	-	-	-
	Gearing %	3.40	6.30	8	11.50	14.10
	Equity in %	91.50	86.20	81.60	68.50	80.90
	Creditor Days	-	-	-	-	-
	Debtor Days	-	-	-	-	-
	Liquidity/Acid Test	8.24	6.08	3.95	1.48	5.07
	Return On Capital Employed %	-	-	-	-	-
	Return On Total Assets Employed %	-	-	-	-	-
	Current Debt Ratio	0.05	0.09	0.14	0.34	0.09
	Total Debt Ratio	0.09	0.15	0.22	0.46	0.23
	Stock Turnover Ratio %	-	-	-	-	-
	Return on Net Assets Employed %	-	-	-	-	-

Report Notes

There are no notes to display.

Status History

No Status History found

EVENT HISTORY

Date	Description
30/06/2018	New Accounts Filed
11/01/2018	Confirmation Statement
28/09/2017	New Accounts Filed
28/09/2017	New Accounts Filed
14/01/2017	Annual Returns
09/09/2016	New Accounts Filed
10/01/2016	Annual Returns
26/08/2015	New Accounts Filed
21/01/2015	Annual Returns
02/09/2014	New Accounts Filed
08/01/2014	Annual Returns
20/08/2013	New Accounts Filed
12/01/2013	Annual Returns

DISCLAIMER : This Report is **PRIVATE & CONFIDENTIAL** and it is prepared at the request of and for its use by the Subscriber only. The Subscriber shall use the contents of the Report merely as an aid to its business. Mira Inform Private Limited ("MIPL") has collated information/data in the Report, which have not been verified unless otherwise specifically mentioned in the Report. The Subscriber shall independently verify the accuracy and correctness of the information/data before in any way acting upon the same. MIPL shall not be liable for any harm, injury, loss or damage caused to the Subscriber due to default by the Subscriber's debtors/beneficiaries in fulfilling their obligations of any nature whatsoever. This Report or any of its portion shall not be used as a documentary evidence or otherwise before any investigative agencies or forum of law. This Report is confidential and proprietary to MIPL. The Subscriber and/or any other person(s) may not reproduce, publish or disclose any of the contents of the Report to others without the express authorization of MIPL. This Report is prepared and issued to the Subscriber without any risk, responsibility or liability on the part of MIPL or its officials.

STONEYARD LTD - 530294

PAGE NO. : 11

10/01/2013	Change in Reg.Office
06/09/2012	New Accounts Filed

Previous Company Names

No Previous Names found

Writ Details

No writs found

STATISTICS

Group	-
Linkages	0 companies
Countries	In 0 countries

SUMMARY

Holding Company	-
Ownership Status	
Ultimate Holding Company	-

GROUP STRUCTUREFULL

No Group Structure

MORTGAGE DETAILS

Mortgage Type:	RENT DEPOSIT DEED
Date Charge Created:	08/05/12
Date Charge Registered:	09/05/12
Date Charge Satisfied:	-
Status:	OUTSTANDING
Person(s) Entitled:	LEGAL & GENERAL PROPERTY PARTNERS (INDUSTRIAL FUND) LIMITED AND LEGAL & GENERAL PROPERTY PARTNE
Amount Secured:	ALL MONIES DUE OR TO BECOME DUE FROM THE COMPANY TO THE CHARGEES UNDER THE TERMS OF THE AFOREMENTIONED INSTRUMENT CREATING OR EVIDENCING THE CHARGE
Details:	£30,416.64 THE DEPOSIT BALANCE SEE IMAGE FOR FULL DETAILS
Mortgage Type:	FIXED & FLOATING CHARGE

DISCLAIMER : This Report is **PRIVATE & CONFIDENTIAL** and it is prepared at the request of and for its use by the Subscriber only. The Subscriber shall use the contents of the Report merely as an aid to its business. Mira Inform Private Limited ("MIPL") has collated information/data in the Report, which have not been verified unless otherwise specifically mentioned in the Report. The Subscriber shall independently verify the accuracy and correctness of the information/data before in any way acting upon the same. MIPL shall not be liable for any harm, injury, loss or damage caused to the Subscriber due to default by the Subscriber's debtors/beneficiaries in fulfilling their obligations of any nature whatsoever. This Report or any of its portion shall not be used as a documentary evidence or otherwise before any investigative agencies or forum of law. This Report is confidential and proprietary to MIPL. The Subscriber and/or any other person(s) may not reproduce, publish or disclose any of the contents of the Report to others without the express authorization of MIPL. This Report is prepared and issued to the Subscriber without any risk, responsibility or liability on the part of MIPL or its officials.

STONEYARD LTD - 530294

PAGE NO. : 12

Date Charge Created:	27/10/08		
Date Charge Registered:	05/11/08		
Date Charge Satisfied:	-		
Status:	OUTSTANDING		
Person(s) Entitled:	BARCLAYS BANK PLC		
Amount Secured:	ALL MONIES DUE OR TO BECOME DUE FROM THE COMPANY TO THE CHARGEES ON ANY ACCOUNT WHATSOEVER		
Details:	FIXED AND FLOATING CHARGE OVER THE UNDERTAKING AND ALL PROPERTY AND ASSETS PRESENT AND FUTURE, INCLUDING GOODWILL, BOOKDEBTS, UNCALLED CAPITAL, BUILDINGS, FIXTURES, FIXED PLANT & MACHINERY		
Mortgage Type:	DEBENTURE		
Date Charge Created:	12/08/08		
Date Charge Registered:	15/08/08		
Date Charge Satisfied:	-		
Status:	OUTSTANDING		
Person(s) Entitled:	BARCLAYS BANK PLC		
Amount Secured:	ALL MONIES DUE OR TO BECOME DUE FROM THE COMPANY TO THE CHARGEES ON ANY ACCOUNT WHATSOEVER		
Details:	FIXED AND FLOATING CHARGE OVER THE UNDERTAKING AND ALL PROPERTY AND ASSETS PRESENT AND FUTURE, INCLUDING GOODWILL, BOOKDEBTS, UNCALLED CAPITAL, BUILDINGS, FIXTURES, FIXED PLANT & MACHINERY		

Creditor Details

	Total Number	Total Value
Trade Creditors	0	-
No Creditor Data		

TRADE DEBTORS / BAD DEBT DETAIL

	Total Number of Documented Trade	Total Value of Documented Trade	
Trade Debtors	3	£9,838	
Company Name	Amount	Statement Date	
Mediterranean Stones Limited	£4,469	13/07/2012	
Seven Seas Marble & Granite Ltd	£4,278	26/10/2012	
London Stone Gallery Ltd	£1,091	21/10/2010	

PREVIOUS DIRECTOR/COMPANY SECRETARIES

Name	Current Active Appointments	Previous Appointments	Dissolved Companies
Afaq Akhtar	0	1	0

DISCLAIMER : This Report is **PRIVATE & CONFIDENTIAL** and it is prepared at the request of and for its use by the Subscriber only. The Subscriber shall use the contents of the Report merely as an aid to its business. Mira Inform Private Limited ("MIPL") has collated information/data in the Report, which have not been verified unless otherwise specifically mentioned in the Report. The Subscriber shall independently verify the accuracy and correctness of the information/data before in any way acting upon the same. MIPL shall not be liable for any harm, injury, loss or damage caused to the Subscriber due to default by the Subscriber's debtors/beneficiaries in fulfilling their obligations of any nature whatsoever. This Report or any of its portion shall not be used as a documentary evidence or otherwise before any investigative agencies or forum of law. This Report is confidential and proprietary to MIPL. The Subscriber and/or any other person(s) may not reproduce, publish or disclose any of the contents of the Report to others without the express authorization of MIPL. This Report is prepared and issued to the Subscriber without any risk, responsibility or liability on the part of MIPL or its officials.

STONEYARD LTD - 530294

PAGE NO. : 13

Jayabharath Reddy Guda	0	1	0
HELVE TCS LIMITED	30	4098	16448
INCORPORATE DIRECTORS LIMITED	0	993	3822
Total Persons With Significant Control	1	Total Statements	0
Active	1	Active	0
Ceased	0	Ceased	0

ACTIVE PERSONS WITH SIGNIFICANT CONTROL

Name	Mr Zulfikar Kasam Momin	Kind	Individual Person With Significant Control
Address	Unit 4 & 5, Bush Industrial Estate, Standard Road Park Royal, London	Country Of Residence	India
Post Code	NW10 6DF	Nationality	Indian
Date of Birth	07/1967	Notified On	06/04/2016
Nature Of Control	Ownership of shares - above 75%		

Ceased Persons With Significant Control

No Ceased Persons With Significant Control To Display

Active Statements

No Active Statements To Display

Ceased Statements

No Ceased Statements To Display

FOREIGN EXCHANGE RATES

Currency	Unit	Indian Rupees
US Dollar	1	INR 71.81
UK Pound	1	INR 94.15
Euro	1	INR 83.97
GBP	1	INR 94.88

Note : Above are approximate rates obtained from sources believed to be correct

INFORMATION DETAILS

Analysis Done by :	VIV
Report Prepared by :	DNS

DISCLAIMER : This Report is **PRIVATE & CONFIDENTIAL** and it is prepared at the request of and for its use by the Subscriber only. The Subscriber shall use the contents of the Report merely as an aid to its business. Mira Inform Private Limited ("MIPL") has collated information/data in the Report, which have not been verified unless otherwise specifically mentioned in the Report. The Subscriber shall independently verify the accuracy and correctness of the information/data before in any way acting upon the same. MIPL shall not be liable for any harm, injury, loss or damage caused to the Subscriber due to default by the Subscriber's debtors/beneficiaries in fulfilling their obligations of any nature whatsoever. This Report or any of its portion shall not be used as a documentary evidence or otherwise before any investigative agencies or forum of law. This Report is confidential and proprietary to MIPL. The Subscriber and/or any other person(s) may not reproduce, publish or disclose any of the contents of the Report to others without the express authorization of MIPL. This Report is prepared and issued to the Subscriber without any risk, responsibility or liability on the part of MIPL or its officials.

RATING EXPLANATIONS

Credit Rating	Explanation	Rating Comments
A++	Minimum Risk	Business dealings permissible with minimum risk of default
A+	Low Risk	Business dealings permissible with low risk of default
A	Acceptable Risk	Business dealings permissible with moderate risk of default
B	Medium Risk	Business dealings permissible on a regular monitoring basis
C	Medium High Risk	Business dealings permissible preferably on secured basis
D	High Risk	Business dealing not recommended or on secured terms only
NB	New Business	No recommendation can be done due to business in infancy stage
NT	No Trace	No recommendation can be done as the business is not traceable

NB is stated where there is insufficient information to facilitate rating. However, it is not to be considered as unfavourable.

This score serves as a reference to assess SC's credit risk and to set the amount of credit to be extended. It is calculated from a composite of weighted scores obtained from each of the major sections of this report. The assessed factors are as follows:

- Financial condition covering various ratios
- Company background and operations size
- Promoters / Management background
- Payment record
- Litigation against the subject
- Industry scenario / competitor analysis
- Supplier / Customer / Banker review (wherever available)