

MIRA INFORM REPORT

Report No. :	529809
Report Date :	17.09.2018

IDENTIFICATION DETAILS

Name :	TOWN END (LEEDS) PLC
Formerly Known As :	TOWN END CHEMICAL WORKS LIMITED
Registered Office :	Silver Court Intercity Way Stanningley Ls13 4ly
Country :	United Kingdom
Financials (as on) :	31.03.2017
Date of Incorporation :	10.12.1934
Com. Reg. No.:	00294907
Legal Form :	Public Limited with Share Capital
Line of Business :	<ul style="list-style-type: none"> • Manufacture of dyes and pigments • Manufacture, merchamting and distribution of industrial colour.
No. of Employees :	21

RATING & COMMENTS

(Mira Inform has adopted New Rating mechanism w.e.f. 23rd January 2017)

MIRA's Rating :	A+
-----------------	----

Credit Rating	Explanation	Rating Comments
A+	Low Risk	Business dealings permissible with low risk of default

Status :	Good
Payment Behaviour :	Regular
Litigation :	Clear

NOTES :

DISCLAIMER : This Report is **PRIVATE & CONFIDENTIAL** and it is prepared at the request of and for its use by the Subscriber only. The Subscriber shall use the contents of the Report merely as an aid to its business. Mira Inform Private Limited ("MIPL") has collated information/data in the Report, which have not been verified unless otherwise specifically mentioned in the Report. The Subscriber shall independently verify the accuracy and correctness of the information/data before in any way acting upon the same. MIPL shall not be liable for any harm, injury, loss or damage caused to the Subscriber due to default by the Subscriber's debtors/beneficiaries in fulfilling their obligations of any nature whatsoever. This Report or any of its portion shall not be used as a documentary evidence or otherwise before any investigative agencies or forum of law. This Report is confidential and proprietary to MIPL. The Subscriber and/or any other person(s) may not reproduce, publish or disclose any of the contents of the Report to others without the express authorization of MIPL. This Report is prepared and issued to the Subscriber without any risk, responsibility or liability on the part of MIPL or its officials.

Any query related to this report can be made on e-mail : infodept@mirainform.com while quoting report number, name and date.

ECGC Country Risk Classification List

Country Name	Previous Rating (31.12.2017)	Current Rating (01.04.2018)
United Kingdom	A1	A1

Risk Category	ECGC Classification
Insignificant	A1
Low Risk	A2
Moderately Low Risk	B1
Moderate Risk	B2
Moderately High Risk	C1
High Risk	C2
Very High Risk	D

UNITED KINGDOM - ECONOMIC OVERVIEW

The UK, a leading trading power and financial center, is the third largest economy in Europe after Germany and France. Agriculture is intensive, highly mechanized, and efficient by European standards, producing about 60% of food needs with less than 2% of the labor force. The UK has large coal, natural gas, and oil resources, but its oil and natural gas reserves are declining; the UK has been a net importer of energy since 2005. Services, particularly banking, insurance, and business services, are key drivers of British GDP growth. Manufacturing, meanwhile, has declined in importance but still accounts for about 10% of economic output.

In 2008, the global financial crisis hit the economy particularly hard, due to the importance of its financial sector. Falling home prices, high consumer debt, and the global economic slowdown compounded the UK's economic problems, pushing the economy into recession in the latter half of 2008 and prompting the then BROWN (Labour) government to implement a number of measures to stimulate the economy and stabilize the financial markets. Facing burgeoning public deficits and debt levels, in 2010 the then CAMERON-led coalition government (between Conservatives and Liberal Democrats) initiated an austerity program, which has continued under the Conservative government. However, the deficit still remains one of the highest in the G7, standing at 3.6% of GDP as of 2017, and the UK has pledged to lower its corporation tax from 20% to 17% by 2020. The UK had a debt burden of 90.4% GDP at the end of 2017.

The UK economy has begun to slow since the referendum vote to leave the EU in June 2016. A sustained depreciation of the British pound has increased consumer and producer prices, weighing on consumer spending without spurring a meaningful increase in exports. The UK has an extensive trade relationship with other EU members through its single market membership, and economic observers have warned the exit will jeopardize its position as the central location for European financial services. Prime Minister MAY is seeking a new "deep and special" trade relationship with the EU following the UK's exit. However, economists doubt that the UK will be able to preserve the benefits of EU membership without the obligations. The UK is expected to officially leave the EU by the end of March 2019.

Source : CIA

COMPANY NAME AND ADDRESS

Company Name: **TOWN END (LEEDS) PLC**
Company No: **00294907**
Company Status: **Active - Accounts Filed**
Registered Address: **SILVER COURTINTERCITY WAYSTANNINGLEYLS13 4LY**

COMPANY SUMMARY

Registered Address SILVER COURT
INTERCITY WAY
STANNINGLEY
LS13 4LY

Trading Address Unit 18, Silver Court
Intercity Way
Stanningley
Leeds, West Yorkshire
LS13 4LY

Website Address <http://www.dyes.co.uk>

Telephone Number 01132564251
Fax Number
TPS No
FPS Yes
Incorporation Date 10/12/1934
Previous Name TOWN END CHEMICAL WORKS LIMITED
Type Public limited with Share Capital
FTSE Index -
Date of Change 16/11/1993
Filing Date of Accounts 07/09/2017
Currency GBP
Share Capital £50,000
SIC07 20120
Charity Number -
SIC07 Description MANUFACTURE OF DYES AND PIGMENTS
Principal Activity The manufacture, merchamting and distribution of industrial colour.

ADDITIONAL INFORMATION

CCJ's 0 (£0)
No CCJ Information To Display
Ultimate Holding Company -

DISCLAIMER : This Report is **PRIVATE & CONFIDENTIAL** and it is prepared at the request of and for its use by the Subscriber only. The Subscriber shall use the contents of the Report merely as an aid to its business. Mira Inform Private Limited ("MIPL") has collated information/data in the Report, which have not been verified unless otherwise specifically mentioned in the Report. The Subscriber shall independently verify the accuracy and correctness of the information/data before in any way acting upon the same. MIPL shall not be liable for any harm, injury, loss or damage caused to the Subscriber due to default by the Subscriber's debtors/beneficiaries in fulfilling their obligations of any nature whatsoever. This Report or any of its portion shall not be used as a documentary evidence or otherwise before any investigative agencies or forum of law. This Report is confidential and proprietary to MIPL. The Subscriber and/or any other person(s) may not reproduce, publish or disclose any of the contents of the Report to others without the express authorization of MIPL. This Report is prepared and issued to the Subscriber without any risk, responsibility or liability on the part of MIPL or its officials.

Accountant	-
Mortgages	6
Trade Debtors	-
Group	0 companies
Linkages	0 companies
Countries	In 0 countries

KEY FINANCIALS

Year to Date	Turnover	Pre Tax Profit	Shareholder's Funds	Employees
31/03/2017	£4,639,914	£182,371	£1,374,766	21
31/03/2016	£4,403,381	£115,004	£1,231,060	21
31/03/2015	£4,783,518	£133,635	£1,142,249	22

MORTGAGE SUMMARY

Total Mortgage	6
Outstanding	5
Satisfied	1

TRADE DEBTORS / BAD DEBT SUMMARY

Total Number of Documented Trade	3
Total Value of Documented Trade	£10,056

COMMENTARY

This company has been treated as a Small company in respect of the rating/limit generated.
This company has only made late payments on a low percentage of invoices.
The latest Balance Sheet indicates a very positive net working capital position.
The latest cash balances represent a positive level in terms of the overall outstanding creditor obligations.
There has been an increase in shareholders funds compared with the previous balance sheet.
This company trades in an industry with a moderate level of corporate failures.

CCJ

Total Number of Exact CCJs -	0	Total Value of Exact CCJs -
------------------------------	---	-----------------------------

DISCLAIMER : This Report is **PRIVATE & CONFIDENTIAL** and it is prepared at the request of and for its use by the Subscriber only. The Subscriber shall use the contents of the Report merely as an aid to its business. Mira Inform Private Limited ("MIPL") has collated information/data in the Report, which have not been verified unless otherwise specifically mentioned in the Report. The Subscriber shall independently verify the accuracy and correctness of the information/data before in any way acting upon the same. MIPL shall not be liable for any harm, injury, loss or damage caused to the Subscriber due to default by the Subscriber's debtors/beneficiaries in fulfilling their obligations of any nature whatsoever. This Report or any of its portion shall not be used as a documentary evidence or otherwise before any investigative agencies or forum of law. This Report is confidential and proprietary to MIPL. The Subscriber and/or any other person(s) may not reproduce, publish or disclose any of the contents of the Report to others without the express authorization of MIPL. This Report is prepared and issued to the Subscriber without any risk, responsibility or liability on the part of MIPL or its officials.

Total Number of Possible CCJs -	0	Total Value of Possible CCJs -
Total Number of Satisfied CCJs -	0	Total Value of Satisfied CCJs -
Total Number of Writs -	-	

CURRENT DIRECTORS

Title	Ms	Function	Director
Name	Marian Jane Hope Robson	Nationality	British
Date of Birth	02/1951	Present Appointments	1
Latest Address	Ivy Cottage, Church Street, Boston Spa, West Yorkshire	Appointment Date	14/11/1991
Post Code	LS23 6DN		
Title	Ms	Function	Director
Name	Catherine Hope Watson	Nationality	British
Date of Birth	06/1952	Present Appointments	1
Latest Address	5 The Avenue, Harewood, Leeds	Appointment Date	14/11/1991
Post Code	LS17 9LD		
Title	Mr	Function	Director
Name	Peter James Watson	Nationality	British
Date of Birth	03/1953	Present Appointments	1
Latest Address	5 The Avenue, Harewood, Leeds, West Yorkshire	Appointment Date	12/10/1993
Post Code	LS17 9LD		
Title	Dr	Function	Director
Name	Adrian Paul Nicholas Hayes	Nationality	British
Date of Birth	09/1948	Present Appointments	1
Latest Address	1 Fennec Road, Baildon Shipley, Bradford, West Yorkshire	Appointment Date	01/12/2001
Post Code	BD17 6SR		

CURRENT COMPANY SECRETARY

Title	Mr	Function	Company Secretary
Name	John Lynden Carlisle	Nationality	British
Date of Birth	04/1963	Present Appointments	1
Latest Address	12 Beech Road, Harrogate, North Yorkshire	Appointment Date	01/08/1995

DISCLAIMER : This Report is **PRIVATE & CONFIDENTIAL** and it is prepared at the request of and for its use by the Subscriber only. The Subscriber shall use the contents of the Report merely as an aid to its business. Mira Inform Private Limited ("MIPL") has collated information/data in the Report, which have not been verified unless otherwise specifically mentioned in the Report. The Subscriber shall independently verify the accuracy and correctness of the information/data before in any way acting upon the same. MIPL shall not be liable for any harm, injury, loss or damage caused to the Subscriber due to default by the Subscriber's debtors/beneficiaries in fulfilling their obligations of any nature whatsoever. This Report or any of its portion shall not be used as a documentary evidence or otherwise before any investigative agencies or forum of law. This Report is confidential and proprietary to MIPL. The Subscriber and/or any other person(s) may not reproduce, publish or disclose any of the contents of the Report to others without the express authorization of MIPL. This Report is prepared and issued to the Subscriber without any risk, responsibility or liability on the part of MIPL or its officials.







Post Code	HG2 8EA		
-----------	---------	--	--

TOP SHAREHOLDERS

Name	Currency	Share Count	Share Type	Nominal Value	% of Total Share Count
C.H.W. WATSON	GBP	20,000	ORDINARY	1	40
M.J.H. ROBSON	GBP	20,000	ORDINARY	1	40
DEIRDRE BROOKS	GBP	1,700	ORDINARY	1	3.4
M.J.H. ROBSON & C.H. WATSON	GBP	1,250	ORDINARY	1	2.5
E. BATTYE	GBP	1,250	ORDINARY	1	2.5
N. BATTYE	GBP	1,250	ORDINARY	1	2.5
C.H. WATSON & M.J.H. ROBSON	GBP	1,250	ORDINARY	1	2.5
J.T. WATSON	GBP	625	ORDINARY	1	1.25
HAZEL LOUISE MATTHEWS	GBP	625	ORDINARY	1	1.25
DUNCAN KENNETH BROOKS	GBP	625	ORDINARY	1	1.25
CAREY HELEN KEARNS	GBP	625	ORDINARY	1	1.25
C. SPENCER	GBP	625	ORDINARY	1	1.25
NANCY HAY	GBP	175	ORDINARY	1	0.35

FINANCIALS










Profit & Loss

	Date Of Accounts	31/03/17	(%)	31/03/16	(%)	31/03/15	(%)	31/03/14	(%)	31/03/13
	Weeks	52	(%)	52	(%)	52	(%)	52	(%)	52
	Currency	GBP	(%)	GBP	(%)	GBP	(%)	GBP	(%)	GBP
	Consolidated A/cs	N	(%)	N	(%)	N	(%)	N	(%)	N
	Turnover	£4,639,914	5.4%	£4,403,381	-7.9%	£4,783,518	7.7%	£4,439,809	10.6%	£4,014,495
	Export	£959,109	13.5%	£845,051	-28.8%	£1,187,527	-5.3%	£1,254,605	27.4%	£984,411
	Cost of Sales	£2,747,921	3.3%	£2,659,298	-9.7%	£2,945,329	13.5%	£2,595,914	5.4%	£2,463,155
	Gross Profit	£1,891,993	8.5%	£1,744,083	-5.1%	£1,838,189	-0.3%	£1,843,895	18.9%	£1,551,340
	Wages & Salaries	£1,130,710	13.4%	£997,225	-5.4%	£1,053,622	-1.4%	£1,068,172	16%	£921,163
	Directors Emoluments	£447,281	28%	£349,515	-8.9%	£383,466	1.9%	£376,301	21.7%	£309,320










DISCLAIMER : This Report is **PRIVATE & CONFIDENTIAL** and it is prepared at the request of and for its use by the Subscriber only. The Subscriber shall use the contents of the Report merely as an aid to its business. Mira Inform Private Limited ("MIPL") has collated information/data in the Report, which have not been verified unless otherwise specifically mentioned in the Report. The Subscriber shall independently verify the accuracy and correctness of the information/data before in any way acting upon the same. MIPL shall not be liable for any harm, injury, loss or damage caused to the Subscriber due to default by the Subscriber's debtors/beneficiaries in fulfilling their obligations of any nature whatsoever. This Report or any of its portion shall not be used as a documentary evidence or otherwise before any investigative agencies or forum of law. This Report is confidential and proprietary to MIPL. The Subscriber and/or any other person(s) may not reproduce, publish or disclose any of the contents of the Report to others without the express authorization of MIPL. This Report is prepared and issued to the Subscriber without any risk, responsibility or liability on the part of MIPL or its officials.

TOWN END (LEEDS) PLC - 529809

PAGE NO. : 8

	Operating Profit	£183,724	55.9 %	£117,875	- 14.8 %	£138,312	-7%	£148,660	109.1 %	£71,112
	Depreciation	£71,978	7.5%	£66,931	17.8 %	£56,834	-34%	£86,177	42.9%	£60,297
	Audit Fees	£4,400	6%	£4,150	-17%	£5,000	-17%	£6,025	7.6%	£5,600
	Interest Payments	£1,353	- 52.9 %	£2,871	- 38.6 %	£4,677	263.4 %	£1,287	- 41.3%	£2,193
	Pre Tax Profit	£182,371	58.6 %	£115,004	- 13.9 %	£133,635	-9.3%	£147,373	113.8 %	£68,919
	Taxation	-£38,665	- 47.6 %	-£26,193	13.7 %	-£30,361	16.4%	-£36,318	- 163.5 %	-£13,783
	Profit After Tax	£143,706	61.8 %	£88,811	-14%	£103,274	-7%	£111,055	101.4 %	£55,136
	Dividends Payable	-	-	-	-	-	-	-	-	-
	Retained Profit	£143,706	61.8 %	£88,811	-14%	£103,274	-7%	£111,055	101.4 %	£55,136









Balance Sheet

	Date Of Accounts	31/03/17	(%)	31/03/16	(%)	31/03/15	(%)	31/03/14	(%)	31/03/13
	Tangible Assets	£206,740	14.7%	£180,268	18.4%	£152,310	- 28.5 %	£212,941	15.9%	£183,754
	Intangible Assets	0	-	0	-	0	-	0	-	0
	Total Fixed Assets	£206,740	14.7%	£180,268	18.4%	£152,310	- 28.5 %	£212,941	15.9%	£183,754
	Stock	£916,187	-2.1%	£936,165	- 12.7%	£1,071,991	19.1 %	£900,131	14.2%	£787,958
	Trade Debtors	£711,464	13.5%	£626,726	- 10.5%	£700,253	- 5.5%	£741,392	10.5%	£670,926
	Cash	£320,452	171.5 %	£118,027	999.9 %	£500	- 95.9 %	£12,089	377.6 %	£2,531
	Other Debtors	£29,283	-2.2%	£29,938	-8.8%	£32,841	- 50.2 %	£65,917	101.8 %	£32,659
	Miscellaneous Current Assets	0	-	0	-	0	-	0	-	0
	Total	£1,977,3	15.6%	£1,710,8	-5.2%	£1,805,5	5%	£1,719,5	15.1%	£1,494,0






DISCLAIMER : This Report is **PRIVATE & CONFIDENTIAL** and it is prepared at the request of and for its use by the Subscriber only. The Subscriber shall use the contents of the Report merely as an aid to its business. Mira Inform Private Limited ("MIPL") has collated information/data in the Report, which have not been verified unless otherwise specifically mentioned in the Report. The Subscriber shall independently verify the accuracy and correctness of the information/data before in any way acting upon the same. MIPL shall not be liable for any harm, injury, loss or damage caused to the Subscriber due to default by the Subscriber's debtors/beneficiaries in fulfilling their obligations of any nature whatsoever. This Report or any of its portion shall not be used as a documentary evidence or otherwise before any investigative agencies or forum of law. This Report is confidential and proprietary to MIPL. The Subscriber and/or any other person(s) may not reproduce, publish or disclose any of the contents of the Report to others without the express authorization of MIPL. This Report is prepared and issued to the Subscriber without any risk, responsibility or liability on the part of MIPL or its officials.

TOWN END (LEEDS) PLC - 529809

PAGE NO. : 9

	Current Assets	86		56		85		29		74
	Trade Creditors	£465,475	16.1%	£400,820	-24%	£527,168	-7.1%	£567,254	1.1%	£561,128
	Bank Loans & Overdrafts	0	-	0	-100%	£83,432	33.5%	£62,480	999.9%	£916
	Other Short Term Finance	£8,642	-60.6%	£21,935	-	0	-100%	£3	-62.5%	£8
	Miscellaneous Current Liabilities	£332,632	57.9%	£210,606	6.1%	£198,517	-23.6%	£259,834	46.2%	£177,728
	Total Current Liabilities	£806,749	27.4%	£633,361	-21.7%	£809,117	-9%	£889,571	20.2%	£739,780
	Bank Loans & Overdrafts and LTL	£2,611	-90.2%	£26,703	-70.3%	£89,961	35.5%	£66,404	501.3%	£11,044
	Other Long Term Finance	0	-100%	£21,009	-	0	-	0	-	0
	Total Long Term Liabilities	£2,611	-90.2%	£26,703	309%	£6,529	66.4%	£3,924	-61.3%	£10,128

Capital & Reserves

	Date Of Accounts	31/03/17	(%)	31/03/16	(%)	31/03/15	(%)	31/03/14	(%)	31/03/13
	Called Up Share Capital	£50,000	-	£50,000	-	£50,000	-	£50,000	-	£50,000
	P & L Account Reserve	£1,324,766	12.2%	£1,181,060	8.1%	£1,092,249	10.4%	£988,975	12.6%	£877,920
	Revaluation Reserve	-	-	-	-	-	-	-	-	-
	Sundry Reserves	-	-	-	-	-	-	-	-	-
	Shareholder Funds	£1,374,766	11.7%	£1,231,060	7.8%	£1,142,249	9.9%	£1,038,975	12%	£927,920






Other Financial Items

	Date Of Accounts	31/03/17	(%)	31/03/16	(%)	31/03/15	(%)	31/03/14	(%)	31/03/13





DISCLAIMER : This Report is **PRIVATE & CONFIDENTIAL** and it is prepared at the request of and for its use by the Subscriber only. The Subscriber shall use the contents of the Report merely as an aid to its business. Mira Inform Private Limited ("MIPL") has collated information/data in the Report, which have not been verified unless otherwise specifically mentioned in the Report. The Subscriber shall independently verify the accuracy and correctness of the information/data before in any way acting upon the same. MIPL shall not be liable for any harm, injury, loss or damage caused to the Subscriber due to default by the Subscriber's debtors/beneficiaries in fulfilling their obligations of any nature whatsoever. This Report or any of its portion shall not be used as a documentary evidence or otherwise before any investigative agencies or forum of law. This Report is confidential and proprietary to MIPL. The Subscriber and/or any other person(s) may not reproduce, publish or disclose any of the contents of the Report to others without the express authorization of MIPL. This Report is prepared and issued to the Subscriber without any risk, responsibility or liability on the part of MIPL or its officials.

TOWN END (LEEDS) PLC - 529809



PAGE NO. : 10

	Net Worth	£1,374,766	11.7%	£1,231,060	7.8%	£1,142,249	9.9%	£1,038,975	12%	£927,920
	Working Capital	£1,170,637	8.6%	£1,077,495	8.1%	£996,468	20.1%	£829,958	10%	£754,294
	Total Assets	£2,184,126	15.5%	£1,891,124	-3.4%	£1,957,895	1.3%	£1,932,470	15.2%	£1,677,828
	Total Liabilities	£809,360	22.6%	£660,064	-19.1%	£815,646	-8.7%	£893,495	19.1%	£749,908
	Net Assets	£1,374,766	11.7%	£1,231,060	7.8%	£1,142,249	9.9%	£1,038,975	12%	£927,920

Cash Flow

	Date Of Accounts	31/03/17	(%)	31/03/16	(%)	31/03/15	(%)	31/03/14	(%)	31/03/13
	Net Cashflow from Operations	£359,559	24.2%	£289,582	999.9%	£14,526	-83.2%	£86,372	-0.4%	£86,678
	Net Cashflow before Financing	£236,726	49.8%	£158,017	585.6%	-£32,541	37.4%	-£52,006	-432.5%	£15,640
	Net Cashflow from Financing	-£34,301	-179.9%	£42,942	-	-	-	-	-	-
	Increase in Cash	£202,425	0.7%	£200,959	717.6%	-£32,541	37.4%	-£52,006	-432.5%	£15,640















Miscellaneous

	Date Of Accounts	31/03/17	(%)	31/03/16	(%)	31/03/15	(%)	31/03/14	(%)	31/03/13
	Contingent Liability	NO	-	NO	-	NO	-	NO	-	NO
	Capital Employed	£1,377,377	9.5%	£1,257,763	9.5%	£1,148,778	10.2%	£1,042,899	11.2%	£938,048
	Number of Employees	21	-	21	-4.5%	22	-	22	-	22
	Accountants									
	Auditors	ARMSTRONG WATSON AUDIT LIMITED								
	Auditor Comments	The audit report contains no adverse comments								
	Bankers	BARCLAYS BANK PLC								

DISCLAIMER : This Report is **PRIVATE & CONFIDENTIAL** and it is prepared at the request of and for its use by the Subscriber only. The Subscriber shall use the contents of the Report merely as an aid to its business. Mira Inform Private Limited ("MIPL") has collated information/data in the Report, which have not been verified unless otherwise specifically mentioned in the Report. The Subscriber shall independently verify the accuracy and correctness of the information/data before in any way acting upon the same. MIPL shall not be liable for any harm, injury, loss or damage caused to the Subscriber due to default by the Subscriber's debtors/beneficiaries in fulfilling their obligations of any nature whatsoever. This Report or any of its portion shall not be used as a documentary evidence or otherwise before any investigative agencies or forum of law. This Report is confidential and proprietary to MIPL. The Subscriber and/or any other person(s) may not reproduce, publish or disclose any of the contents of the Report to others without the express authorization of MIPL. This Report is prepared and issued to the Subscriber without any risk, responsibility or liability on the part of MIPL or its officials.

Bank Branch Code	20-48-46
------------------	----------

Ratios

	Date Of Accounts	31/03/17	31/03/16	31/03/15	31/03/14	31/03/13
	Pre-tax profit margin %	3.93	2.61	2.79	3.32	1.72
	Current ratio	2.45	2.70	2.23	1.93	2.02
	Sales/Net Working Capital	3.96	4.09	4.80	5.35	5.32
	Gearing %	0.20	2.20	7.90	6.40	1.20
	Equity in %	62.90	65.10	58.30	53.80	55.30
	Creditor Days	36.51	33.13	40.11	46.50	50.87
	Debtor Days	55.81	51.80	53.28	60.78	60.83
	Liquidity/Acid Test	1.31	1.22	0.90	0.92	0.95
	Return On Capital Employed %	13.24	9.14	11.63	14.13	7.34
	Return On Total Assets Employed %	8.34	6.08	6.82	7.62	4.10
	Current Debt Ratio	0.58	0.51	0.70	0.85	0.79
	Total Debt Ratio	0.58	0.53	0.71	0.85	0.80
	Stock Turnover Ratio %	19.74	21.26	22.41	20.27	19.62
	Return on Net Assets Employed %	13.26	9.34	11.69	14.18	7.42

Report Notes

There are no notes to display.

Status History

No Status History found

EVENT HISTORY

Date	Description
17/04/2018	Payment Data Update Received
16/11/2017	Confirmation Statement
16/09/2017	New Accounts Filed
16/09/2017	New Accounts Filed
30/12/2016	Payment Data Update Received
01/12/2016	Annual Returns
26/09/2016	New Accounts Filed
26/09/2016	New Accounts Filed

DISCLAIMER : This Report is **PRIVATE & CONFIDENTIAL** and it is prepared at the request of and for its use by the Subscriber only. The Subscriber shall use the contents of the Report merely as an aid to its business. Mira Inform Private Limited ("MIPL") has collated information/data in the Report, which have not been verified unless otherwise specifically mentioned in the Report. The Subscriber shall independently verify the accuracy and correctness of the information/data before in any way acting upon the same. MIPL shall not be liable for any harm, injury, loss or damage caused to the Subscriber due to default by the Subscriber's debtors/beneficiaries in fulfilling their obligations of any nature whatsoever. This Report or any of its portion shall not be used as a documentary evidence or otherwise before any investigative agencies or forum of law. This Report is confidential and proprietary to MIPL. The Subscriber and/or any other person(s) may not reproduce, publish or disclose any of the contents of the Report to others without the express authorization of MIPL. This Report is prepared and issued to the Subscriber without any risk, responsibility or liability on the part of MIPL or its officials.

23/11/2015	Annual Returns
09/10/2015	New Accounts Filed
24/11/2014	Annual Returns
14/10/2014	New Accounts Filed
14/10/2014	New Accounts Filed
23/11/2013	Annual Returns
09/09/2013	New Accounts Filed

PREVIOUS COMPANY NAMES

Date	Previous Name
16/11/1993	TOWN END CHEMICAL WORKS LIMITED

Writ Details

No writs found

Statistics

Group	-
Linkages	0 companies
Countries	In 0 countries

Summary

Holding Company	-
Ownership Status	
Ultimate Holding Company	-

Group StructureFull

No Group Structure

MORTGAGE DETAILS

Mortgage Type:	FIXED AND FLOATING CHARGE
Date Charge Created:	31/10/97
Date Charge Registered:	07/11/97
Date Charge Satisfied:	-
Status:	OUTSTANDING
Person(s) Entitled:	BARCLAYS COMMERCIAL SERVICES LIMITED
Amount Secured:	ALL MONIES DUE OR TO BECOME DUE FROM THE COMPANY TO THE CHARGE ON ANY ACCOUNT WHATSOEVER
Details:	FIXED AND FLOATING CHARGES OVER THE UNDERTAKING AND ALL PROPERTY AND ASSETS PRESENT AND FUTURE INCLUDING GOODWILL

DISCLAIMER : This Report is **PRIVATE & CONFIDENTIAL** and it is prepared at the request of and for its use by the Subscriber only. The Subscriber shall use the contents of the Report merely as an aid to its business. Mira Inform Private Limited ("MIPL") has collated information/data in the Report, which have not been verified unless otherwise specifically mentioned in the Report. The Subscriber shall independently verify the accuracy and correctness of the information/data before in any way acting upon the same. MIPL shall not be liable for any harm, injury, loss or damage caused to the Subscriber due to default by the Subscriber's debtors/beneficiaries in fulfilling their obligations of any nature whatsoever. This Report or any of its portion shall not be used as a documentary evidence or otherwise before any investigative agencies or forum of law. This Report is confidential and proprietary to MIPL. The Subscriber and/or any other person(s) may not reproduce, publish or disclose any of the contents of the Report to others without the express authorization of MIPL. This Report is prepared and issued to the Subscriber without any risk, responsibility or liability on the part of MIPL or its officials.

	BOOKDEBTS UNCALLED CAPITAL BUILDINGS FIXTURES FIXED PLANT AND MACHINERY		
Mortgage Type:	FIXED CHARGE SUPPLEMENTAL TO A DEBENTURE DATED 16 DECEMBER 1980 ISSUED BY THE COMPANY		
Date Charge Created:	14/03/97		
Date Charge Registered:	24/03/97		
Date Charge Satisfied:	-		
Status:	OUTSTANDING		
Person(s) Entitled:	BARCLAYS BANK PLC		
Amount Secured:	ALL MONIES DUE OR TO BECOME DUE FROM THE COMPANY TO THE CHARGEES ON ANY ACCOUNT WHATSOEVER PURSUANT TO THE TERMS OF THE DEBENTURE DATED 16 DECEMBER 1980		
Details:	FIXED CHARGE ALL RIGHT TITLE AND INTEREST OF THE COMPANY IN OR ARISING OUT OF A FACTORING, INVOICE DISCOUNTING, OR SALES LEDGER FINANCING, AGREEMENT DATED 24 JULY 1995 BETWEEN BARCLAYS COMMERCIAL SERVICES LIMITED AND THE COMPANY AND ANY DEED AMENDING OR REPLACING THE SAME AND ALL BOOK DEBTS AND OTHER DEBTS SEE THE MORTGAGE CHARGE DOCUMENT FOR FULL DETAILS		
Mortgage Type:	FIXED CHARGE SUPPLEMENTAL TO A DEBENTURE DATED 16 DECEMBER 1980		
Date Charge Created:	15/04/94		
Date Charge Registered:	25/04/94		
Date Charge Satisfied:	-		
Status:	OUTSTANDING		
Person(s) Entitled:	BARCLAYS BANK PLC		
Amount Secured:	ALL MONIES DUE OR TO BECOME DUE FROM THE COMPANY TO THE CHARGEES ON ANY ACCOUNT WHATSOEVER PURSUANT TO THE TERMS OF THE AFORESAID DEBENTURE		
Details:	FIXED CHARGE OVER ALL RIGHT, TITLE AND INTEREST OF THE COMPANY IN OR ARISING OUT OF A FACTORING OR INVOICE DISCOUNTING DEED DATED 26 NOVEMBER 1993 SEE THE MORTGAGE CHARGE DOCUMENT FOR FULL DETAILS		
Mortgage Type:	A CREDIT AGREEMENT		
Date Charge Created:	14/04/93		
Date Charge Registered:	22/04/93		
Date Charge Satisfied:	-		
Status:	OUTSTANDING		
Person(s) Entitled:	CLOSE BROTHERS LIMITED		
Amount Secured:	£33644.10 DUE FROM THE COMPANY TO THE CHARGEES UNDER THE TERMS OF AN AGREEMENT		
Details:	ALL RIGHT TITLE AND INTEREST IN AND TO ALL SUMS PAYABLE UNDER THE INSURANCE		
Mortgage Type:	DEBENTURE		
Date Charge Created:	16/12/80		
Date Charge Registered:	23/12/80		
Date Charge Satisfied:	-		
Status:	OUTSTANDING		

TOWN END (LEEDS) PLC - 529809

PAGE NO. : 14

Person(s) Entitled:	BARCLAYS BANK PLC		
Amount Secured:	ALL MONIES DUE OR TO BECOME DUE FROM THE COMPANY TO THE CHARGEES ON ANY ACCOUNT WHATSOEVER		
Details:	FIXED & FLOATING CHARGE ON UNDERTAKING AND ALL PROPERTY AND ASSETS PRESENT AND FUTURE INCLUDING GOODWILL & BOOK DEBTS UNCALLED CAPITAL. (SEE DOC M76)		
Mortgage Type:	LEGAL CHARGE		
Date Charge Created:	23/02/72		
Date Charge Registered:	13/03/72		
Date Charge Satisfied:	03/12/93		
Status:	SATISFIED		
Person(s) Entitled:	BARCLAYS BANK PLC		
Amount Secured:	ALL MONIES DUE OR TO BECOME DUE FROM THE COMPANY TO THE CHARGEES ON ANY ACCOUNT WHATSOEVER		
Details:	LAND & BUILDINGS ON SOUTH SIDE OF BACK LANE, BRAMLEY LEEDS, YORKS YWE 27303		

Creditor Details

	Total Number	Total Value
Trade Creditors	0	-
No Creditor Data		

TRADE DEBTORS / BAD DEBT DETAIL

	Total Number of Documented Trade	Total Value of Documented Trade	
Trade Debtors	3	£10,056	
Company Name		Amount	Statement Date
Harrison Gardner & Co Limited		£9,376	02/04/2015
Fenland Sheepskin Company Limited		£529	04/05/2011
Merlin Bait Products Ltd		£151	29/10/2010

PREVIOUS DIRECTOR/COMPANY SECRETARIES

Name	Current Active Appointments	Previous Appointments	Dissolved Companies
John Robert Raymond Hanson	0	1	1
Kenneth Cooper Brooks	0	1	0
David Stuart Hay	0	1	0
Roew Allardyce MacDonald	0	2	0
Total Persons With Significant Control	2	Total Statements	0
Active	2	Active	0
Ceased	0	Ceased	0

DISCLAIMER : This Report is **PRIVATE & CONFIDENTIAL** and it is prepared at the request of and for its use by the Subscriber only. The Subscriber shall use the contents of the Report merely as an aid to its business. Mira Inform Private Limited ("MIPL") has collated information/data in the Report, which have not been verified unless otherwise specifically mentioned in the Report. The Subscriber shall independently verify the accuracy and correctness of the information/data before in any way acting upon the same. MIPL shall not be liable for any harm, injury, loss or damage caused to the Subscriber due to default by the Subscriber's debtors/beneficiaries in fulfilling their obligations of any nature whatsoever. This Report or any of its portion shall not be used as a documentary evidence or otherwise before any investigative agencies or forum of law. This Report is confidential and proprietary to MIPL. The Subscriber and/or any other person(s) may not reproduce, publish or disclose any of the contents of the Report to others without the express authorization of MIPL. This Report is prepared and issued to the Subscriber without any risk, responsibility or liability on the part of MIPL or its officials.

ACTIVE PERSONS WITH SIGNIFICANT CONTROL

Name	Mrs Catherine Hope Watson	Kind	Individual Person With Significant Control
Address	Silver Court, Intercity Way, Stanningley, Leeds	Country Of Residence	England
Post Code	LS13 4LY	Nationality	British
Date of Birth	06/1952	Notified On	06/04/2016
Nature Of Control	Ownership of shares - between 25% and 50%		
Name	Mrs Marian Jane Hope Robson	Kind	Individual Person With Significant Control
Address	Silver Court, Intercity Way, Stanningley, Leeds	Country Of Residence	England
Post Code	LS13 4LY	Nationality	British
Date of Birth	02/1951	Notified On	06/04/2016
Nature Of Control	Ownership of shares - between 25% and 50%		

Ceased Persons With Significant Control

No Ceased Persons With Significant Control To Display

Active Statements

No Active Statements To Display

Ceased Statements

No Ceased Statements To Display

FOREIGN EXCHANGE RATES

Currency	Unit	Indian Rupees
US Dollar	1	INR 71.81
UK Pound	1	INR 94.15
Euro	1	INR 83.97
GBP	1	INR 94.95

Note : Above are approximate rates obtained from sources believed to be correct

INFORMATION DETAILS

Analysis Done by :	NIY
Report Prepared by :	DNS

DISCLAIMER : This Report is **PRIVATE & CONFIDENTIAL** and it is prepared at the request of and for its use by the Subscriber only. The Subscriber shall use the contents of the Report merely as an aid to its business. Mira Inform Private Limited ("MIPL") has collated information/data in the Report, which have not been verified unless otherwise specifically mentioned in the Report. The Subscriber shall independently verify the accuracy and correctness of the information/data before in any way acting upon the same. MIPL shall not be liable for any harm, injury, loss or damage caused to the Subscriber due to default by the Subscriber's debtors/beneficiaries in fulfilling their obligations of any nature whatsoever. This Report or any of its portion shall not be used as a documentary evidence or otherwise before any investigative agencies or forum of law. This Report is confidential and proprietary to MIPL. The Subscriber and/or any other person(s) may not reproduce, publish or disclose any of the contents of the Report to others without the express authorization of MIPL. This Report is prepared and issued to the Subscriber without any risk, responsibility or liability on the part of MIPL or its officials.

RATING EXPLANATIONS

Credit Rating	Explanation	Rating Comments
A++	Minimum Risk	Business dealings permissible with minimum risk of default
A+	Low Risk	Business dealings permissible with low risk of default
A	Acceptable Risk	Business dealings permissible with moderate risk of default
B	Medium Risk	Business dealings permissible on a regular monitoring basis
C	Medium High Risk	Business dealings permissible preferably on secured basis
D	High Risk	Business dealing not recommended or on secured terms only
NB	New Business	No recommendation can be done due to business in infancy stage
NT	No Trace	No recommendation can be done as the business is not traceable

NB is stated where there is insufficient information to facilitate rating. However, it is not to be considered as unfavourable.

This score serves as a reference to assess SC's credit risk and to set the amount of credit to be extended. It is calculated from a composite of weighted scores obtained from each of the major sections of this report. The assessed factors are as follows:

- Financial condition covering various ratios
- Company background and operations size
- Promoters / Management background
- Payment record
- Litigation against the subject
- Industry scenario / competitor analysis
- Supplier / Customer / Banker review (wherever available)