

## MIRA INFORM REPORT

Report No. :	530448
Report Date :	17.09.2018

### IDENTIFICATION DETAILS

Name :	VICTOR MARINE LIMITED
Formerly Known As :	HODGE SEPARATORS LIMITED
Registered Office :	36 Orgreave Drive Sheffield S13 9nr
Country :	United Kingdom
Financials (as on) :	31.03.2018
Date of Incorporation :	29.11.1977
Com. Reg. No.:	01341187
Legal Form :	Private Limited with Share Capital
Line of Business :	<ul style="list-style-type: none"> <li>Other manufacturing N.E.C.</li> <li>Sale of oily water separators, tank cleaning machines and fans mainly to the marine industry.</li> </ul>
No. of Employees :	15

### RATING & COMMENTS

(Mira Inform has adopted New Rating mechanism w.e.f. 23<sup>rd</sup> January 2017)

**MIRA's Rating :** B

Credit Rating	Explanation	Rating Comments
B	Medium Risk	Business dealings permissible on a regular monitoring basis

Status :	Moderate
Payment Behaviour :	Slow but Correct
Litigation :	Clear

**DISCLAIMER :** This Report is **PRIVATE & CONFIDENTIAL** and it is prepared at the request of and for its use by the Subscriber only. The Subscriber shall use the contents of the Report merely as an aid to its business. Mira Inform Private Limited ("MIPL") has collated information/data in the Report, which have not been verified unless otherwise specifically mentioned in the Report. The Subscriber shall independently verify the accuracy and correctness of the information/data before in any way acting upon the same. MIPL shall not be liable for any harm, injury, loss or damage caused to the Subscriber due to default by the Subscriber's debtors/beneficiaries in fulfilling their obligations of any nature whatsoever. This Report or any of its portion shall not be used as a documentary evidence or otherwise before any investigative agencies or forum of law. This Report is confidential and proprietary to MIPL. The Subscriber and/or any other person(s) may not reproduce, publish or disclose any of the contents of the Report to others without the express authorization of MIPL. This Report is prepared and issued to the Subscriber without any risk, responsibility or liability on the part of MIPL or its officials.

**NOTES :**

Any query related to this report can be made on e-mail : [infodept@mirainform.com](mailto:infodept@mirainform.com) while quoting report number, name and date.

**ECGC Country Risk Classification List**

Country Name	Previous Rating (31.12.2017)	Current Rating (01.04.2018)
United Kingdom	A1	A1

Risk Category	ECGC Classification
Insignificant	A1
Low Risk	A2
Moderately Low Risk	B1
Moderate Risk	B2
Moderately High Risk	C1
High Risk	C2
Very High Risk	D

**UNITED KINGDOM - ECONOMIC OVERVIEW**

The UK, a leading trading power and financial center, is the third largest economy in Europe after Germany and France. Agriculture is intensive, highly mechanized, and efficient by European standards, producing about 60% of food needs with less than 2% of the labor force. The UK has large coal, natural gas, and oil resources, but its oil and natural gas reserves are declining; the UK has been a net importer of energy since 2005. Services, particularly banking, insurance, and business services, are key drivers of British GDP growth. Manufacturing, meanwhile, has declined in importance but still accounts for about 10% of economic output.

In 2008, the global financial crisis hit the economy particularly hard, due to the importance of its financial sector. Falling home prices, high consumer debt, and the global economic slowdown compounded the UK's economic problems, pushing the economy into recession in the latter half of 2008 and prompting the then BROWN (Labour) government to implement a number of measures to stimulate the economy and stabilize the financial markets. Facing burgeoning public deficits and debt levels, in 2010 the then CAMERON-led coalition government (between Conservatives and Liberal Democrats) initiated an austerity program, which has continued under the Conservative government. However, the deficit still remains one of the highest in the G7, standing at 3.6% of GDP as of 2017, and the UK has pledged to lower its corporation tax from 20% to 17% by 2020. The UK had a debt burden of 90.4% GDP at the end of 2017.

The UK economy has begun to slow since the referendum vote to leave the EU in June 2016. A sustained depreciation of the British pound has increased consumer and producer prices, weighing on consumer spending without spurring a meaningful increase in exports. The UK has an extensive trade relationship with other EU members through its single market membership, and economic observers have warned the exit will jeopardize its position as the central location for European financial services. Prime Minister MAY is seeking a new "deep and special" trade relationship with the EU following the UK's exit. However, economists doubt that the UK will be able to preserve the benefits of EU membership without the obligations. The UK is expected to officially leave the EU by the end of March 2019.

Source : CIA

## **COMPANY NAME AND ADDRESS**

Company Name: **VICTOR MARINE LIMITED**  
Company No: **01341187**  
Company Status: **Active - Accounts Filed**  
Registered Address: **36 ORGREAVE DRIVESHEFFIELDS13 9NR**

## **COMPANY SUMMARY**

**Registered Address** 36 ORGREAVE DRIVE  
SHEFFIELD  
S13 9NR

**Trading Address** 36 Orgreave Drive  
Sheffield  
South Yorkshire  
S13 9NR

**Website Address** <http://www.victormarine.com>

**Telephone Number** -

**Fax Number** -

**TPS** -

**FPS** Yes

**Incorporation Date** 29/11/1977

**Previous Name** HODGE SEPARATORS LIMITED

**Type** Private limited with Share Capital

**FTSE Index** -

**Date of Change** 01/03/2005

**Filing Date of Accounts** 19/07/2018

**Currency** GBP

**Share Capital** £100,000

**SIC07** 32990

**Charity Number** -

**SIC07 Description** OTHER MANUFACTURING N.E.C.

**Principal Activity** Sale of oily water separators, tank cleaning machines and fans mainly to the marine industry.

## **ADDITIONAL INFORMATION**

**CCJ's** 0 (£0)

**No CCJ Information To Display**

**Ultimate Holding Company** SAMUEL HODGE HOLDINGS LIMITED

**Accountant** BHP LLP

**Mortgages** 3

Group	10 companies
Linkages	0 companies
Countries	In 0 countries

## **KEY FINANCIALS**

Year to Date	Turnover	Pre Tax Profit	Shareholder's Funds	Employees
31/03/2018	-	-	£495,009	15
31/03/2017	-	-	£459,095	13
31/03/2016	£8	-	£255,115	13

## **MORTGAGE SUMMARY**

Total Mortgage	3
Outstanding	1
Satisfied	2

## **TRADE DEBTORS / BAD DEBT SUMMARY**

Total Number of Documented Trade	0
Total Value of Documented Trade	£0

## **COMMENTARY**

This company has been treated as a Small company in respect of the rating/limit generated.
This company has only made late payments on a low percentage of invoices.
The latest Balance Sheet indicates a positive net working capital position.
The latest cash balances represent a positive level in terms of the overall outstanding creditor obligations.
There has been an increase in shareholders funds compared with the previous balance sheet.
This company trades in an industry with a higher level of corporate failures.

## **CCJ**

Total Number of Exact CCJs -	0	Total Value of Exact CCJs -
Total Number of Possible CCJs -	0	Total Value of Possible CCJs -
Total Number of Satisfied CCJs -	0	Total Value of Satisfied CCJs -
Total Number of Writs -	-	

**DISCLAIMER** : This Report is **PRIVATE & CONFIDENTIAL** and it is prepared at the request of and for its use by the Subscriber only. The Subscriber shall use the contents of the Report merely as an aid to its business. Mira Inform Private Limited ("MIPL") has collated information/data in the Report, which have not been verified unless otherwise specifically mentioned in the Report. The Subscriber shall independently verify the accuracy and correctness of the information/data before in any way acting upon the same. MIPL shall not be liable for any harm, injury, loss or damage caused to the Subscriber due to default by the Subscriber's debtors/beneficiaries in fulfilling their obligations of any nature whatsoever. This Report or any of its portion shall not be used as a documentary evidence or otherwise before any investigative agencies or forum of law. This Report is confidential and proprietary to MIPL. The Subscriber and/or any other person(s) may not reproduce, publish or disclose any of the contents of the Report to others without the express authorization of MIPL. This Report is prepared and issued to the Subscriber without any risk, responsibility or liability on the part of MIPL or its officials.

## **CURRENT DIRECTORS**

<b>Title</b>	Mr	<b>Function</b>	Director
<b>Name</b>	Hamish Bowick Kinmond	<b>Nationality</b>	British
<b>Date of Birth</b>	10/1952	<b>Present Appointments</b>	22
<b>Latest Address</b>	Lane Farm Sewell, Dunstable, Bedfordshire	<b>Appointment Date</b>	01/10/2000
<b>Post Code</b>	LU6 1RP		
<b>Title</b>	Mr	<b>Function</b>	Director
<b>Name</b>	Neal David Crisford	<b>Nationality</b>	British
<b>Date of Birth</b>	02/1961	<b>Present Appointments</b>	11
<b>Latest Address</b>	Orchard House, Back Lane, Misson, Doncaster	<b>Appointment Date</b>	01/03/2006
<b>Post Code</b>	DN10 6DT		

## **CURRENT COMPANY SECRETARY**



<b>Title</b>	Mr	<b>Function</b>	Company Secretary
<b>Name</b>	Hamish Bowick Kinmond	<b>Nationality</b>	British
<b>Date of Birth</b>	10/1952	<b>Present Appointments</b>	34
<b>Latest Address</b>	Lane Farm Sewell, Dunstable, Bedfordshire	<b>Appointment Date</b>	01/10/2000
<b>Post Code</b>	LU6 1RP		

## **TOP SHAREHOLDERS**














<b>Name</b>	<b>Currency</b>	<b>Share Count</b>	<b>Share Type</b>	<b>Nominal Value</b>	<b>% of Total Share Count</b>
SAMUEL HODGE HOLDINGS LTD	GBP	100,000	ORDINARY	1	100

## **FINANCIALS**










### Profit & Loss

	<b>Date Of Accounts</b>	<b>31/03/18</b>	<b>(%)</b>	<b>31/03/17</b>	<b>(%)</b>	<b>31/03/16</b>	<b>(%)</b>	<b>31/03/15</b>	<b>(%)</b>	<b>31/03/14</b>
	<b>Weeks</b>	52	(%)	52	(%)	52	(%)	52	(%)	52
	<b>Currency</b>	GBP	(%)	GBP	(%)	GBP	(%)	GBP	(%)	GBP
	<b>Consolidated A/cs</b>	N	(%)	N	(%)	N	(%)	N	(%)	N
	<b>Turnover</b>	-	-	-	-	£8	-	-	-	-
	<b>Export</b>	-	-	-	-	-	-	-	-	-

**DISCLAIMER** : This Report is **PRIVATE & CONFIDENTIAL** and it is prepared at the request of and for its use by the Subscriber only. The Subscriber shall use the contents of the Report merely as an aid to its business. Mira Inform Private Limited ("MIPL") has collated information/data in the Report, which have not been verified unless otherwise specifically mentioned in the Report. The Subscriber shall independently verify the accuracy and correctness of the information/data before in any way acting upon the same. MIPL shall not be liable for any harm, injury, loss or damage caused to the Subscriber due to default by the Subscriber's debtors/beneficiaries in fulfilling their obligations of any nature whatsoever. This Report or any of its portion shall not be used as a documentary evidence or otherwise before any investigative agencies or forum of law. This Report is confidential and proprietary to MIPL. The Subscriber and/or any other person(s) may not reproduce, publish or disclose any of the contents of the Report to others without the express authorization of MIPL. This Report is prepared and issued to the Subscriber without any risk, responsibility or liability on the part of MIPL or its officials.

	Cost of Sales	-	-	-	-	-	-	-	-	-
	Gross Profit	-	-	-	-	-	-	-	-	-
	Wages & Salaries	-	-	-	-	-	-	-	-	-
	Directors Emoluments	-	-	-	-	-	-	-	-	-
	<b>Operating Profit</b>	-	-	-	-	-	-	-	-	-
	Depreciation	£23,101	-9.6%	£25,542	13.2%	£22,566	5.4%	£21,405	-3.5%	£22,181
	Audit Fees	-	-	-	-	-	-	-	-	-
	Interest Payments	-	-	-	-	-	-	-	-	-
	<b>Pre Tax Profit</b>	-	-	-	-	-	-	-	-	-
	Taxation	-	-	-	-	-	-	-	-	-
	Profit After Tax	-	-	-	-	-	-	-	-	-
	Dividends Payable	-	-	-	-	-	-	-	-	-
	<b>Retained Profit</b>	-	-	-	-	-	-	-	-	-









**Balance Sheet**

	<b>Date Of Accounts</b>	<b>31/03/18</b>	<b>(%)</b>	<b>31/03/17</b>	<b>(%)</b>	<b>31/03/16</b>	<b>(%)</b>	<b>31/03/15</b>	<b>(%)</b>	<b>31/03/14</b>
	Tangible Assets	£44,752	-31%	£64,836	22.9%	£52,776	14.4%	£46,149	-23%	£59,925
	Intangible Assets	0	-	0	-	0	-	0	-	0
	<b>Total Fixed Assets</b>	<b>£44,752</b>	<b>-31%</b>	<b>£64,836</b>	<b>22.9%</b>	<b>£52,776</b>	<b>14.4%</b>	<b>£46,149</b>	<b>-23%</b>	<b>£59,925</b>
	Stock	£783,137	-7.2%	£844,307	2.3%	£825,174	-5.8%	£875,951	14.5%	£764,859
	Trade Debtors	£473,395	-17.7%	£574,993	77.9%	£323,127	3.9%	£310,875	-50.1%	£622,619
	Cash	£372,566	18.7%	£313,813	-29%	£442,050	29%	£342,548	17.3%	£292,096
	Other Debtors	£65,760	-3.1%	£67,876	14.9%	£59,068	-19.5%	£73,364	-	0
	Miscellaneous Current Assets	0	-	0	-	0	-	0	-	0
	<b>Total Current Assets</b>	<b>£1,694,858</b>	<b>-5.9%</b>	<b>£1,800,989</b>	<b>9.2%</b>	<b>£1,649,419</b>	<b>2.9%</b>	<b>£1,602,738</b>	<b>-4.6%</b>	<b>£1,679,574</b>






**DISCLAIMER** : This Report is **PRIVATE & CONFIDENTIAL** and it is prepared at the request of and for its use by the Subscriber only. The Subscriber shall use the contents of the Report merely as an aid to its business. Mira Inform Private Limited ("MIPL") has collated information/data in the Report, which have not been verified unless otherwise specifically mentioned in the Report. The Subscriber shall independently verify the accuracy and correctness of the information/data before in any way acting upon the same. MIPL shall not be liable for any harm, injury, loss or damage caused to the Subscriber due to default by the Subscriber's debtors/beneficiaries in fulfilling their obligations of any nature whatsoever. This Report or any of its portion shall not be used as a documentary evidence or otherwise before any investigative agencies or forum of law. This Report is confidential and proprietary to MIPL. The Subscriber and/or any other person(s) may not reproduce, publish or disclose any of the contents of the Report to others without the express authorization of MIPL. This Report is prepared and issued to the Subscriber without any risk, responsibility or liability on the part of MIPL or its officials.

**VICTOR MARINE LIMITED - 530448**




**PAGE NO. : 8**

	Trade Creditors	£206,554	6%	£194,786	19.6%	£162,871	26.8%	£128,403	-91.5%	£1,503,818
	Bank Loans & Overdrafts	0	-	0	-	0	-	0	-	0
	Other Short Term Finance	£927,412	-11.4%	£1,046,568	-10.9%	£1,174,102	3%	£1,140,213	-	0
	Miscellaneous Current Liabilities	£109,067	-32.1%	£160,717	51%	£106,448	-24.7%	£141,432	-	0
	<b>Total Current Liabilities</b>	<b>£1,243,033</b>	<b>-11.3%</b>	<b>£1,402,071</b>	<b>-2.9%</b>	<b>£1,443,421</b>	<b>2.4%</b>	<b>£1,410,048</b>	<b>-6.2%</b>	<b>£1,503,818</b>
	Bank Loans & Overdrafts and LTL	£1,568	-66.3%	£4,659	27.3%	£3,659	817%	£399	-68.8%	£1,277
	Other Long Term Finance	0	-	0	-	0	-	0	-	0
	<b>Total Long Term Liabilities</b>	<b>£1,568</b>	<b>-66.3%</b>	<b>£4,659</b>	<b>27.3%</b>	<b>£3,659</b>	<b>817%</b>	<b>£399</b>	<b>-68.8%</b>	<b>£1,277</b>



Capital & Reserves

	Date Of Accounts	31/03/18	(%)	31/03/17	(%)	31/03/16	(%)	31/03/15	(%)	31/03/14
	Called Up Share Capital	£100,000	-	£100,000	-	£100,000	-	£100,000	-	£100,000
	P & L Account Reserve	£395,009	10%	£359,095	131.5%	£155,115	12%	£138,440	3%	£134,404
	Revaluation Reserve	-	-	-	-	-	-	-	-	-
	Sundry Reserves	-	-	-	-	-	-	-	-	-
	<b>Shareholder Funds</b>	<b>£495,009</b>	<b>7.8%</b>	<b>£459,095</b>	<b>80%</b>	<b>£255,115</b>	<b>7%</b>	<b>£238,440</b>	<b>1.7%</b>	<b>£234,404</b>





Other Financial Items

	Date Of Accounts	31/03/18	(%)	31/03/17	(%)	31/03/16	(%)	31/03/15	(%)	31/03/14
	<b>Net Worth</b>	<b>£495,009</b>	<b>7.8%</b>	<b>£459,095</b>	<b>80%</b>	<b>£255,115</b>	<b>7%</b>	<b>£238,440</b>	<b>1.7%</b>	<b>£234,404</b>
	<b>Working Capital</b>	<b>£451,825</b>	<b>13.3%</b>	<b>£398,918</b>	<b>93.7%</b>	<b>£205,998</b>	<b>6.9%</b>	<b>£192,690</b>	<b>9.6%</b>	<b>£175,756</b>
	<b>Total Assets</b>	<b>£1,739,610</b>	<b>-6.8%</b>	<b>£1,865,825</b>	<b>9.6%</b>	<b>£1,702,195</b>	<b>3.2%</b>	<b>£1,648,887</b>	<b>-5.2%</b>	<b>£1,739,499</b>



**DISCLAIMER** : This Report is **PRIVATE & CONFIDENTIAL** and it is prepared at the request of and for its use by the Subscriber only. The Subscriber shall use the contents of the Report merely as an aid to its business. Mira Inform Private Limited ("MIPL") has collated information/data in the Report, which have not been verified unless otherwise specifically mentioned in the Report. The Subscriber shall independently verify the accuracy and correctness of the information/data before in any way acting upon the same. MIPL shall not be liable for any harm, injury, loss or damage caused to the Subscriber due to default by the Subscriber's debtors/beneficiaries in fulfilling their obligations of any nature whatsoever. This Report or any of its portion shall not be used as a documentary evidence or otherwise before any investigative agencies or forum of law. This Report is confidential and proprietary to MIPL. The Subscriber and/or any other person(s) may not reproduce, publish or disclose any of the contents of the Report to others without the express authorization of MIPL. This Report is prepared and issued to the Subscriber without any risk, responsibility or liability on the part of MIPL or its officials.

									%	
	<b>Total Liabilities</b>	<b>£1,244,601</b>	<b>-11.5%</b>	<b>£1,406,730</b>	<b>-2.8%</b>	<b>£1,447,080</b>	<b>2.6%</b>	<b>£1,410,447</b>	<b>-6.3%</b>	<b>£1,505,095</b>
	<b>Net Assets</b>	<b>£495,009</b>	<b>7.8%</b>	<b>£459,095</b>	<b>80%</b>	<b>£255,115</b>	<b>7%</b>	<b>£238,440</b>	<b>1.7%</b>	<b>£234,404</b>








**Cash Flow**

	<b>Date Of Accounts</b>	<b>31/03/18</b>	<b>(%)</b>	<b>31/03/17</b>	<b>(%)</b>	<b>31/03/16</b>	<b>(%)</b>	<b>31/03/15</b>	<b>(%)</b>	<b>31/03/14</b>
	Net Cashflow from Operations	-	-	-	-	-	-	-	-	-
	Net Cashflow before Financing	-	-	-	-	-	-	-	-	-
	Net Cashflow from Financing	-	-	-	-	-	-	-	-	-
	Increase in Cash	-	-	-	-	-	-	-	-	-








**Miscellaneous**

	<b>Date Of Accounts</b>	<b>31/03/18</b>	<b>(%)</b>	<b>31/03/17</b>	<b>(%)</b>	<b>31/03/16</b>	<b>(%)</b>	<b>31/03/15</b>	<b>(%)</b>	<b>31/03/14</b>
	Contingent Liability	YES	-	YES	-	NO	-	NO	-	NO
	Capital Employed	£496,577	7.1%	£463,754	79.2%	£258,774	8.3%	£238,839	1.3%	£235,681
	Number of Employees	15	15.4%	13	-	13	-13.3%	15	-	-
	Accountants	BHP LLP								
	Auditors									
	Auditor Comments	The company is exempt from audit								
	Bankers	BARCLAYS BANK PLC								
	Bank Branch Code	20-76-89								

**Ratios**

	<b>Date Of Accounts</b>	<b>31/03/18</b>	<b>31/03/17</b>	<b>31/03/16</b>	<b>31/03/15</b>	<b>31/03/14</b>
	Pre-tax profit margin %	-	-	-	-	-
	Current ratio	1.36	1.28	1.14	1.14	1.12
	Sales/Net Working Capital	-	-	-	-	-
	Gearing %	0.30	1	1.40	0.20	0.50
	Equity in %	28.50	24.60	15	14.50	13.50
	Creditor Days	-	-	7410630.50	-	-
	Debtor Days	-	-	14702278.50	-	-

**DISCLAIMER** : This Report is **PRIVATE & CONFIDENTIAL** and it is prepared at the request of and for its use by the Subscriber only. The Subscriber shall use the contents of the Report merely as an aid to its business. Mira Inform Private Limited ("MIPL") has collated information/data in the Report, which have not been verified unless otherwise specifically mentioned in the Report. The Subscriber shall independently verify the accuracy and correctness of the information/data before in any way acting upon the same. MIPL shall not be liable for any harm, injury, loss or damage caused to the Subscriber due to default by the Subscriber's debtors/beneficiaries in fulfilling their obligations of any nature whatsoever. This Report or any of its portion shall not be used as a documentary evidence or otherwise before any investigative agencies or forum of law. This Report is confidential and proprietary to MIPL. The Subscriber and/or any other person(s) may not reproduce, publish or disclose any of the contents of the Report to others without the express authorization of MIPL. This Report is prepared and issued to the Subscriber without any risk, responsibility or liability on the part of MIPL or its officials.

	Liquidity/Acid Test	0.73	0.68	0.57	0.51	0.60
	Return On Capital Employed %	-	-	-	-	-
	Return On Total Assets Employed %	-	-	-	-	-
	Current Debt Ratio	2.51	3.05	5.65	5.91	6.41
	Total Debt Ratio	2.51	3.06	5.67	5.91	6.42
	Stock Turnover Ratio %	-	-	10314675	-	-
	Return on Net Assets Employed %	-	-	-	-	-

**Report Notes**

There are no notes to display.

**Status History**

No Status History found

## **EVENT HISTORY**

<b>Date</b>	<b>Description</b>
25/07/2018	New Accounts Filed
25/07/2018	New Accounts Filed
11/12/2017	Confirmation Statement
21/07/2017	New Accounts Filed
03/02/2017	Payment Data Update Received
17/12/2016	Annual Returns
13/12/2016	Payment Data Update Received
17/10/2016	New Accounts Filed
17/10/2016	New Accounts Filed
12/07/2016	Payment Data Update Received
29/06/2016	Payment Data Update Received
01/06/2016	Payment Data Update Received
24/05/2016	Payment Data Update Received
20/12/2015	Annual Returns
30/06/2015	New Accounts Filed

## **PREVIOUS COMPANY NAMES**

<b>Date</b>	<b>Previous Name</b>
01/03/2005	HODGE SEPARATORS LIMITED

**DISCLAIMER** : This Report is **PRIVATE & CONFIDENTIAL** and it is prepared at the request of and for its use by the Subscriber only. The Subscriber shall use the contents of the Report merely as an aid to its business. Mira Inform Private Limited ("MIPL") has collated information/data in the Report, which have not been verified unless otherwise specifically mentioned in the Report. The Subscriber shall independently verify the accuracy and correctness of the information/data before in any way acting upon the same. MIPL shall not be liable for any harm, injury, loss or damage caused to the Subscriber due to default by the Subscriber's debtors/beneficiaries in fulfilling their obligations of any nature whatsoever. This Report or any of its portion shall not be used as a documentary evidence or otherwise before any investigative agencies or forum of law. This Report is confidential and proprietary to MIPL. The Subscriber and/or any other person(s) may not reproduce, publish or disclose any of the contents of the Report to others without the express authorization of MIPL. This Report is prepared and issued to the Subscriber without any risk, responsibility or liability on the part of MIPL or its officials.

Writ Details

No writs found

## STATISTICS

Group	10 companies
Linkages	0 companies
Countries	In 0 countries

## SUMMARY

Holding Company	SAMUEL HODGE HOLDINGS LIMITED
Ownership Status	Wholly Owned
Ultimate Holding Company	SAMUEL HODGE HOLDINGS LIMITED

## GROUP STRUCTUREFULL

Company Name	Registered Number	Latest Key Financials	Consol. Accounts	Turnover
☐ SAMUEL HODGE HOLDINGS LI...	07423854	31.03.2018	Y	£27,075,789
└ SAMUEL HODGE LIMITED	00052572	31.03.2018	N	
└ WOLVERHAMPTON ABRASIVE...	00837194	31.03.2017	N	
└ RLBS LIMITED	04386404	31.03.2018	N	
└ VICTOR PYRATE LIMITED	05666103	31.03.2017	N	
└ HODGE SEPARATORS LIMITED	05859347	31.03.2017	N	
└ HODGE CLEMCO LIMITED	00626216	31.03.2018	N	£16,864,096
└ MAC'ANTS ABRASIVES LIM...	01303998	31.03.2017	N	
└ TEKNEQUIP LIMITED	00709252	31.03.2018	N	
└ VICTOR MARINE LIMITED	<b>01341187</b>	<b>31.03.2018</b>	<b>N</b>	

## MORTGAGE DETAILS

Mortgage Type:	
Date Charge Created:	31/03/15

**DISCLAIMER** : This Report is **PRIVATE & CONFIDENTIAL** and it is prepared at the request of and for its use by the Subscriber only. The Subscriber shall use the contents of the Report merely as an aid to its business. Mira Inform Private Limited ("MIPL") has collated information/data in the Report, which have not been verified unless otherwise specifically mentioned in the Report. The Subscriber shall independently verify the accuracy and correctness of the information/data before in any way acting upon the same. MIPL shall not be liable for any harm, injury, loss or damage caused to the Subscriber due to default by the Subscriber's debtors/beneficiaries in fulfilling their obligations of any nature whatsoever. This Report or any of its portion shall not be used as a documentary evidence or otherwise before any investigative agencies or forum of law. This Report is confidential and proprietary to MIPL. The Subscriber and/or any other person(s) may not reproduce, publish or disclose any of the contents of the Report to others without the express authorization of MIPL. This Report is prepared and issued to the Subscriber without any risk, responsibility or liability on the part of MIPL or its officials.

<b>Date Charge Registered:</b>	10/04/15		
<b>Date Charge Satisfied:</b>	-		
<b>Status:</b>	OUTSTANDING		
<b>Person(s) Entitled:</b>	BARCLAYS BANK PLC;		
<b>Amount Secured:</b>			
<b>Details:</b>	CONTAINS FIXED CHARGE.CONTAINS FLOATINGCHARGE.FLOATING CHARGE COVERS ALL THE PROPERTY OR UNDERTAKING OF THE COMPANY.CONTAINS NEGATIVE PLEDGE.		
<b>Mortgage Type:</b>	DEBENTURE		
<b>Date Charge Created:</b>	07/04/03		
<b>Date Charge Registered:</b>	10/04/03		
<b>Date Charge Satisfied:</b>	24/04/15		
<b>Status:</b>	SATISFIED		
<b>Person(s) Entitled:</b>	THE GOVERNOR AND COMPANY OF THE BANK OF SCOTLAND;		
<b>Amount Secured:</b>			
<b>Details:</b>	FIXED AND FLOATING CHARGES OVER THE UNDERTAKING AND ALL PROPERTY AND ASSETS PRESENT AND FUTURE INCLUDING GOODWILL BOOKDEBTS UNCALLED CAPITAL BUILDINGS FIXTURESFIXED PLANT AND MACHINERYSEE THE MORTGAGE CHARGE DOCUMENT FOR FULL DETAILS		
<b>Mortgage Type:</b>	FIXED CHARGE ON BOOK DEBTS AND OTHER DEBTS		
<b>Date Charge Created:</b>	25/04/02		
<b>Date Charge Registered:</b>	02/05/02		
<b>Date Charge Satisfied:</b>	08/04/03		
<b>Status:</b>	SATISFIED		
<b>Person(s) Entitled:</b>	NATIONAL WESTMINSTER BANK PLC		
<b>Amount Secured:</b>	ALL MONIES DUE OR TO BECOME DUE FROM THE COMPANY TO THE CHARGEES ON ANY ACCOUNT WHATSOEVER		
<b>Details:</b>	BY WAY OF FIXED CHARGE ALL BOOK DEBTS AND OTHER DEBTS OF THE COMPANY PRESENT AND FUTURE AND THE PROCEEDS OF PAYMENT OR REALISATION OF EACH OF THEM UNTIL THE RECEIPT OF THE PROCEEDS FROM TIME TO TIME INTO AN ACCOUNT ALL FUNDS STANDING TO THE CREDIT OF THE COMPANY FROM TIME TO TIME ON ANY ACCOUNT SEETHE MORTGAGE CHARGE DOCUMENT FOR FULL DETAILS		

## **PREVIOUS DIRECTOR/COMPANY SECRETARIES**

<b>Name</b>	<b>Current Active Appointments</b>	<b>Previous Appointments</b>	<b>Dissolved Companies</b>
Kenneth John Ashley	0	15	2
Kenneth John Ashley	0	15	2
William Sydney Edwards	0	1	1
John Reginald Lawrence	0	1	1
Jonathan Henry Silley	0	8	1
Robert Jonathan Croft	1	3	3
Martin Andrew Eagle	0	10	1

**DISCLAIMER :** This Report is **PRIVATE & CONFIDENTIAL** and it is prepared at the request of and for its use by the Subscriber only. The Subscriber shall use the contents of the Report merely as an aid to its business. Mira Inform Private Limited ("MIPL") has collated information/data in the Report, which have not been verified unless otherwise specifically mentioned in the Report. The Subscriber shall independently verify the accuracy and correctness of the information/data before in any way acting upon the same. MIPL shall not be liable for any harm, injury, loss or damage caused to the Subscriber due to default by the Subscriber's debtors/beneficiaries in fulfilling their obligations of any nature whatsoever. This Report or any of its portion shall not be used as a documentary evidence or otherwise before any investigative agencies or forum of law. This Report is confidential and proprietary to MIPL. The Subscriber and/or any other person(s) may not reproduce, publish or disclose any of the contents of the Report to others without the express authorization of MIPL. This Report is prepared and issued to the Subscriber without any risk, responsibility or liability on the part of MIPL or its officials.

<b>Total Persons With Significant Control</b>	3	<b>Total Statements</b>	0
<b>Active</b>	1	<b>Active</b>	0
<b>Ceased</b>	2	<b>Ceased</b>	0

## **ACTIVE PERSONS WITH SIGNIFICANT CONTROL**

<b>Name</b>	Samuel Hodge Holdings Ltd	<b>Kind</b>	Corporate Entity With Significant Control
<b>Address</b>	36 Orgreave Drive, Sheffield	<b>Notified On</b>	26/06/2018
<b>Post Code</b>	S13 9NR	<b>Legal Form</b>	Holding Company
<b>Authority</b>	Companies Act 2006	<b>Place Registered</b>	Companies House
<b>Country Registered</b>	United Kingdom	<b>Registration Number</b>	07423584
<b>Nature Of Control</b>	Ownership of shares - above 75%		

## **CEASED PERSONS WITH SIGNIFICANT CONTROL**

<b>Name</b>	Mr Hamish Bowick Kinmond	<b>Kind</b>	Individual Person With Significant Control
<b>Address</b>	36 Orgreave Drive, Sheffield	<b>Country Of Residence</b>	England
<b>Post Code</b>	S13 9NR	<b>Nationality</b>	British
<b>Date of Birth</b>	10/1952	<b>Notified On</b>	30/11/2016
<b>Nature Of Control</b>	Ownership of shares - between 25% and 50%	<b>Ceased On</b>	26/06/2018
<b>Name</b>	Mr Neal David Crisford	<b>Kind</b>	Individual Person With Significant Control
<b>Address</b>	36 Orgreave Drive, Sheffield	<b>Country Of Residence</b>	England
<b>Post Code</b>	S13 9NR	<b>Nationality</b>	British
<b>Date of Birth</b>	02/1961	<b>Notified On</b>	30/11/2016
<b>Nature Of Control</b>	Ownership of shares - between 25% and 50%	<b>Ceased On</b>	26/06/2018

Active Statements

No Active Statements To Display

Ceased Statements

No Ceased Statements To Display

**FOREIGN EXCHANGE RATES**

Currency	Unit	Indian Rupees
US Dollar	1	INR 71.81
UK Pound	1	INR 94.15
Euro	1	INR 83.97
GBP	1	INR 94.88

**Note :** Above are approximate rates obtained from sources believed to be correct

**INFORMATION DETAILS**

Analysis Done by :	NIY
Report Prepared by :	DNS

**DISCLAIMER :** This Report is **PRIVATE & CONFIDENTIAL** and it is prepared at the request of and for its use by the Subscriber only. The Subscriber shall use the contents of the Report merely as an aid to its business. Mira Inform Private Limited ("MIPL") has collated information/data in the Report, which have not been verified unless otherwise specifically mentioned in the Report. The Subscriber shall independently verify the accuracy and correctness of the information/data before in any way acting upon the same. MIPL shall not be liable for any harm, injury, loss or damage caused to the Subscriber due to default by the Subscriber's debtors/beneficiaries in fulfilling their obligations of any nature whatsoever. This Report or any of its portion shall not be used as a documentary evidence or otherwise before any investigative agencies or forum of law. This Report is confidential and proprietary to MIPL. The Subscriber and/or any other person(s) may not reproduce, publish or disclose any of the contents of the Report to others without the express authorization of MIPL. This Report is prepared and issued to the Subscriber without any risk, responsibility or liability on the part of MIPL or its officials.

**RATING EXPLANATIONS**

Credit Rating	Explanation	Rating Comments
A++	Minimum Risk	Business dealings permissible with minimum risk of default
A+	Low Risk	Business dealings permissible with low risk of default
A	Acceptable Risk	Business dealings permissible with moderate risk of default
B	Medium Risk	Business dealings permissible on a regular monitoring basis
C	Medium High Risk	Business dealings permissible preferably on secured basis
D	High Risk	Business dealing not recommended or on secured terms only
NB	New Business	No recommendation can be done due to business in infancy stage
NT	No Trace	No recommendation can be done as the business is not traceable

NB is stated where there is insufficient information to facilitate rating. However, it is not to be considered as unfavourable.

This score serves as a reference to assess SC's credit risk and to set the amount of credit to be extended. It is calculated from a composite of weighted scores obtained from each of the major sections of this report. The assessed factors are as follows:

- Financial condition covering various ratios
- Company background and operations size
- Promoters / Management background
- Payment record
- Litigation against the subject
- Industry scenario / competitor analysis
- Supplier / Customer / Banker review (wherever available)