

MIRA INFORM REPORT

Report No. :	530465
Report Date :	18.09.2018

IDENTIFICATION DETAILS

Name :	GLOBAL METCORP LIMITED
Registered Office :	Grove House 55 Lowlands Road Harrow On The Hill Ha1 3aw
Country :	United Kingdom
Financials (as on) :	31.03.2018
Date of Incorporation :	30.08.2001
Com. Reg. No.:	04278981
Legal Form :	Private Limited with Share Capital
Line of Business :	<ul style="list-style-type: none"> Wholesale of waste and scrap Trader in metal and mineral commodities.
No. of Employees :	17

RATING & COMMENTS

(Mira Inform has adopted New Rating mechanism w.e.f. 23rd January 2017)

MIRA's Rating : A

Credit Rating	Explanation	Rating Comments
A	Acceptable Risk	Business dealings permissible with moderate risk of default

Status :	Good
Payment Behaviour :	Regular
Litigation :	Clear

NOTES :

Any query related to this report can be made on e-mail : infodept@mirainform.com while quoting report number, name and date.

DISCLAIMER : This Report is **PRIVATE & CONFIDENTIAL** and it is prepared at the request of and for its use by the Subscriber only. The Subscriber shall use the contents of the Report merely as an aid to its business. Mira Inform Private Limited ("MIPL") has collated information/data in the Report, which have not been verified unless otherwise specifically mentioned in the Report. The Subscriber shall independently verify the accuracy and correctness of the information/data before in any way acting upon the same. MIPL shall not be liable for any harm, injury, loss or damage caused to the Subscriber due to default by the Subscriber's debtors/beneficiaries in fulfilling their obligations of any nature whatsoever. This Report or any of its portion shall not be used as a documentary evidence or otherwise before any investigative agencies or forum of law. This Report is confidential and proprietary to MIPL. The Subscriber and/or any other person(s) may not reproduce, publish or disclose any of the contents of the Report to others without the express authorization of MIPL. This Report is prepared and issued to the Subscriber without any risk, responsibility or liability on the part of MIPL or its officials.

ECGC Country Risk Classification List

Country Name	Previous Rating (31.12.2017)	Current Rating (01.04.2018)
United Kingdom	A1	A1

Risk Category	ECGC Classification
Insignificant	A1
Low Risk	A2
Moderately Low Risk	B1
Moderate Risk	B2
Moderately High Risk	C1
High Risk	C2
Very High Risk	D

UNITED KINGDOM - ECONOMIC OVERVIEW

The UK, a leading trading power and financial center, is the third largest economy in Europe after Germany and France. Agriculture is intensive, highly mechanized, and efficient by European standards, producing about 60% of food needs with less than 2% of the labor force. The UK has large coal, natural gas, and oil resources, but its oil and natural gas reserves are declining; the UK has been a net importer of energy since 2005. Services, particularly banking, insurance, and business services, are key drivers of British GDP growth. Manufacturing, meanwhile, has declined in importance but still accounts for about 10% of economic output.

In 2008, the global financial crisis hit the economy particularly hard, due to the importance of its financial sector. Falling home prices, high consumer debt, and the global economic slowdown compounded the UK's economic problems, pushing the economy into recession in the latter half of 2008 and prompting the then BROWN (Labour) government to implement a number of measures to stimulate the economy and stabilize the financial markets. Facing burgeoning public deficits and debt levels, in 2010 the then CAMERON-led coalition government (between Conservatives and Liberal Democrats) initiated an austerity program, which has continued under the Conservative government. However, the deficit still remains one of the highest in the G7, standing at 3.6% of GDP as of 2017, and the UK has pledged to lower its corporation tax from 20% to 17% by 2020. The UK had a debt burden of 90.4% GDP at the end of 2017.

The UK economy has begun to slow since the referendum vote to leave the EU in June 2016. A sustained depreciation of the British pound has increased consumer and producer prices, weighing on consumer spending without spurring a meaningful increase in exports. The UK has an extensive trade relationship with other EU members through its single market membership, and economic observers have warned the exit will jeopardize its position as the central location for European financial services. Prime Minister MAY is seeking a new "deep and special" trade relationship with the EU following the UK's exit. However, economists doubt that the UK will be able to preserve the benefits of EU membership without the obligations. The UK is expected to officially leave the EU by the end of March 2019.

Source : CIA

COMPANY NAME AND ADDRESS

Company Name: **GLOBAL METCORP LIMITED**
Company No: **04278981**
Company Status: **Active - Accounts Filed**
Registered Address: **GROVE HOUSE55 LOWLANDS ROADHARROW ON THE HILLHA1
3AW**

COMPANY SUMMARY

Registered Address GROVE HOUSE
55 LOWLANDS ROAD
HARROW ON THE HILL
HA1 3AW

Trading Address Grove House
55 Lowlands Road
Harrow
Middlesex
HA1 3AW

Website Address <http://www.gretagroup.com>
Telephone Number 02084234449
Fax Number

TPS No
FPS Yes
Incorporation Date 30/08/2001
Previous Name

Type Private limited with Share Capital
FTSE Index -
Date of Change -
Filing Date of Accounts 10/07/2018
Currency GBP
Share Capital £708,600
SIC07 46770
Charity Number -
SIC07 Description WHOLESALE OF WASTE AND SCRAP
Principal Activity Trader in metal and mineral commodities.

ADDITIONAL INFORMATION

CCJ's 0 (£0)
No CCJ Information To Display

Ultimate Holding Company GRETA INVESTMENTS LTD

Accountant	-
Mortgages	10
Group	4 companies
Linkages	0 companies
Countries	In 0 countries

KEY FINANCIALS

Year to Date	Turnover	Pre Tax Profit	Shareholder's Funds	Employees
31/03/2018	£353,789,470	£1,761,834	£10,149,544	17
31/03/2017	£240,844,511	£1,659,897	£8,835,458	17
31/03/2016	£167,333,674	£1,166,556	£7,574,571	14

MORTGAGE SUMMARY

Total Mortgage	10
Outstanding	2
Satisfied	8

TRADE DEBTORS / BAD DEBT SUMMARY

Total Number of Documented Trade	0
Total Value of Documented Trade	£0

COMMENTARY

This company has been treated as a Large company in respect of the rating/limit generated.
This company's return on total assets employed ratio indicates a relatively efficient use of assets.
This company has made late payments on a medium percentage of invoices.
This company's ratio of total liabilities to total assets indicates the presence of moderate equity funding.
This company's bank loans and overdrafts (less cash) account for a moderate percentage of short term liabilities.
This company trades in an industry with a lower level of corporate failures.

CCJ

Total Number of Exact CCJs -	0	Total Value of Exact CCJs -	
Total Number of Possible CCJs -	0	Total Value of Possible CCJs -	

DISCLAIMER : This Report is **PRIVATE & CONFIDENTIAL** and it is prepared at the request of and for its use by the Subscriber only. The Subscriber shall use the contents of the Report merely as an aid to its business. Mira Inform Private Limited ("MIPL") has collated information/data in the Report, which have not been verified unless otherwise specifically mentioned in the Report. The Subscriber shall independently verify the accuracy and correctness of the information/data before in any way acting upon the same. MIPL shall not be liable for any harm, injury, loss or damage caused to the Subscriber due to default by the Subscriber's debtors/beneficiaries in fulfilling their obligations of any nature whatsoever. This Report or any of its portion shall not be used as a documentary evidence or otherwise before any investigative agencies or forum of law. This Report is confidential and proprietary to MIPL. The Subscriber and/or any other person(s) may not reproduce, publish or disclose any of the contents of the Report to others without the express authorization of MIPL. This Report is prepared and issued to the Subscriber without any risk, responsibility or liability on the part of MIPL or its officials.

Total Number of Satisfied CCJs -	0	Total Value of Satisfied CCJs -
Total Number of Writs -	-	

CURRENT DIRECTORS

Title	Mr	Function	Director
Name	Ashish Chaudhari	Nationality	Indian
Date of Birth	01/1979	Present Appointments	5
Latest Address	Grove House, 55 Lowlands Road, Harrow On The Hill, Middlesex	Appointment Date	27/08/2002

Post Code	HA1 3AW	Function	Director
Title	Mr	Nationality	Indian
Name	Rajan Choudhary	Present Appointments	2
Date of Birth	01/1985	Appointment Date	01/07/2013
Latest Address	Grove House, 55 Lowlands Road, Harrow On The Hill, Middlesex		

Post Code

Title	Mr	Function	Director
Name	Gaurav Chaudhary	Nationality	Indian
Date of Birth	09/1984	Present Appointments	1
Latest Address	Grove House, 55 Lowlands Road, Harrow On The Hill, Middlesex	Appointment Date	09/03/2015
Post Code	HA1 3AW		

CURRENT COMPANY SECRETARY

Title	Mr	Function	Company Secretary
Name	Ritesh Shah	Nationality	Indian
Date of Birth	-	Present Appointments	1
Latest Address	Grove House, 55 Lowlands Road, Harrow On The Hill, Middlesex	Appointment Date	01/09/2007
Post Code	HA1 3AW		

TOP SHAREHOLDERS












Name	Currency	Share Count	Share Type	Nominal Value	% of Total Share Count
------	----------	-------------	------------	---------------	------------------------

DISCLAIMER : This Report is **PRIVATE & CONFIDENTIAL** and it is prepared at the request of and for its use by the Subscriber only. The Subscriber shall use the contents of the Report merely as an aid to its business. Mira Inform Private Limited ("MIPL") has collated information/data in the Report, which have not been verified unless otherwise specifically mentioned in the Report. The Subscriber shall independently verify the accuracy and correctness of the information/data before in any way acting upon the same. MIPL shall not be liable for any harm, injury, loss or damage caused to the Subscriber due to default by the Subscriber's debtors/beneficiaries in fulfilling their obligations of any nature whatsoever. This Report or any of its portion shall not be used as a documentary evidence or otherwise before any investigative agencies or forum of law. This Report is confidential and proprietary to MIPL. The Subscriber and/or any other person(s) may not reproduce, publish or disclose any of the contents of the Report to others without the express authorization of MIPL. This Report is prepared and issued to the Subscriber without any risk, responsibility or liability on the part of MIPL or its officials.





GRETA INVESTMENTS LTD	GBP	250,600	ORDINARY	1	35.37
RAJAN CHOUDHARY	GBP	233,000	REDEEMABLE PREFERENCE	1	32.88
GAURAV CHAUDHARY	GBP	225,000	REDEEMABLE PREFERENCE	1	31.75

FINANCIALS












Profit & Loss

	Date Of Accounts	31/03/18	(%)	31/03/17	(%)	31/03/16	(%)	31/03/15	(%)	31/03/14
	Weeks	52	(%)	52	(%)	52	(%)	52	(%)	52
	Currency	GBP	(%)	GBP	(%)	GBP	(%)	GBP	(%)	GBP
	Consolidated A/cs	N	(%)	N	(%)	N	(%)	N	(%)	N
	Turnover	£353,789,470	46.9%	£240,844,511	43.9%	£167,333,674	-12.5%	£191,157,617	2.8%	£185,869,286
	Export	£350,022,711	45.4%	£240,684,422	43.9%	£167,243,504	-12.4%	£191,005,803	2.9%	£185,688,911
	Cost of Sales	£350,657,950	47.3%	£238,113,981	44.3%	£165,004,667	-13.1%	£189,844,246	3.1%	£184,191,816
	Gross Profit	£3,131,520	14.7%	£2,730,530	17.2%	£2,329,007	77.3%	£1,313,371	-21.7%	£1,677,470
	Wages & Salaries	£520,491	46.4%	£355,601	0.9%	£352,364	38.6%	£254,307	56.6%	£162,442
	Directors Emoluments	£30,000	-	£30,000	-28.8%	£42,135	134.1%	£18,000	9.1%	£16,500
	Operating Profit	£1,979,186	5.7%	£1,872,696	31.7%	£1,422,115	146.3%	£577,393	-48.2%	£1,114,437
	Depreciation	£22,959	-2.2%	£23,473	-13.3%	£27,075	-8.7%	£29,669	-13.7%	£34,380
	Audit Fees	£13,000	-3.7%	£13,500	12.5%	£12,000	37.1%	£8,750	-37.5%	£14,000
	Interest Payments	£307,434	22.1%	£251,771	-4.6%	£264,042	44.3%	£182,941	97.5%	£92,626
	Pre Tax Profit	£1,761,834	6.1%	£1,659,897	42.3%	£1,166,556	195.7%	£394,452	-61.4%	£1,021,849







DISCLAIMER : This Report is **PRIVATE & CONFIDENTIAL** and it is prepared at the request of and for its use by the Subscriber only. The Subscriber shall use the contents of the Report merely as an aid to its business. Mira Inform Private Limited ("MIPL") has collated information/data in the Report, which have not been verified unless otherwise specifically mentioned in the Report. The Subscriber shall independently verify the accuracy and correctness of the information/data before in any way acting upon the same. MIPL shall not be liable for any harm, injury, loss or damage caused to the Subscriber due to default by the Subscriber's debtors/beneficiaries in fulfilling their obligations of any nature whatsoever. This Report or any of its portion shall not be used as a documentary evidence or otherwise before any investigative agencies or forum of law. This Report is confidential and proprietary to MIPL. The Subscriber and/or any other person(s) may not reproduce, publish or disclose any of the contents of the Report to others without the express authorization of MIPL. This Report is prepared and issued to the Subscriber without any risk, responsibility or liability on the part of MIPL or its officials.

									%	
	Taxation	-£347,848	2.6%	-£357,010	-36.7%	-£261,184	-167.1%	-£97,787	56.7%	-£225,741
	Profit After Tax	£1,413,986	8.5%	£1,302,887	43.9%	£905,372	205.2%	£296,665	-62.7%	£796,108
	Dividends Payable	£99,900	137.9%	£42,000	-51.7%	£87,000	107.1%	£42,000	40%	£30,000
	Retained Profit	£1,314,086	4.2%	£1,260,887	54.1%	£818,372	221.4%	£254,665	-66.8%	£766,108






Balance Sheet

	Date Of Accounts	31/03/18	(%)	31/03/17	(%)	31/03/16	(%)	31/03/15	(%)	31/03/14
	Tangible Assets	£30,918	-31.5%	£45,130	-34.2%	£68,603	-23%	£89,056	-23.1%	£115,860
	Intangible Assets	0	-	0	-	0	-	0	-	0
	Total Fixed Assets	£30,918	-31.5%	£45,130	-34.2%	£68,603	-23%	£89,056	-23.1%	£115,860
	Stock	£8,452,775	82.6%	£4,627,999	-14.9%	£5,436,831	12.6%	£4,826,804	36.4%	£3,539,737
	Trade Debtors	£23,117,456	-8.6%	£25,294,533	78.4%	£14,180,747	-1.5%	£14,401,708	3.2%	£13,950,975
	Cash	£1,411,293	45.1%	£972,705	-38.9%	£1,592,829	-51.9%	£3,308,486	369.2%	£705,141
	Other Debtors	£8,578,077	-51.2%	£17,569,773	32.9%	£13,220,310	108.4%	£6,344,223	43%	£4,435,379
	Miscellaneous Current Assets	0	-	0	-	0	-	0	-	0
	Total Current Assets	£41,559,601	-14.2%	£48,465,010	40.8%	£34,430,717	19.2%	£28,881,221	27.6%	£22,631,232
	Trade Creditors	£25,646,921	0.2%	£25,603,666	30%	£19,692,515	39.6%	£14,108,744	19.9%	£11,768,314
	Bank Loans & Overdrafts	£2,850,140	-72.1%	£10,224,184	109.5%	£4,881,160	21.6%	£4,012,780	276.4%	£1,066,136




DISCLAIMER : This Report is **PRIVATE & CONFIDENTIAL** and it is prepared at the request of and for its use by the Subscriber only. The Subscriber shall use the contents of the Report merely as an aid to its business. Mira Inform Private Limited ("MIPL") has collated information/data in the Report, which have not been verified unless otherwise specifically mentioned in the Report. The Subscriber shall independently verify the accuracy and correctness of the information/data before in any way acting upon the same. MIPL shall not be liable for any harm, injury, loss or damage caused to the Subscriber due to default by the Subscriber's debtors/beneficiaries in fulfilling their obligations of any nature whatsoever. This Report or any of its portion shall not be used as a documentary evidence or otherwise before any investigative agencies or forum of law. This Report is confidential and proprietary to MIPL. The Subscriber and/or any other person(s) may not reproduce, publish or disclose any of the contents of the Report to others without the express authorization of MIPL. This Report is prepared and issued to the Subscriber without any risk, responsibility or liability on the part of MIPL or its officials.

	Other Short Term Finance	£538,594	- 11.2 %	£606,387	35.3 %	£448,322	11.6 %	£401,576	- 11.2 %	£451,996
	Miscellaneous Current Liabilities	£1,942,903	- 30%	£2,775,963	92.1 %	£1,444,752	- 55.3 %	£3,232,978	9.3%	£2,959,112
	Total Current Liabilities	£30,978,558	- 21%	£39,210,200	48.1 %	£26,466,749	21.7 %	£21,756,078	33.9 %	£16,245,558
	Bank Loans & Overdrafts and LTL	£3,312,557	- 69%	£10,688,666	100.2 %	£5,339,160	19.4 %	£4,470,780	319.3 %	£1,066,136
	Other Long Term Finance	£458,000	-	£458,000	-	£458,000	-	£458,000	-	0
	Total Long Term Liabilities	£462,417	- 0.4%	£464,482	1.4%	£458,000	-	£458,000	-	0



Capital & Reserves

	Date Of Accounts	31/03/18	(%)	31/03/17	(%)	31/03/16	(%)	31/03/15	(%)	31/03/14
	Called Up Share Capital	£250,600	-	£250,600	-	£250,600	-	£250,600	-	£250,600
	P & L Account Reserve	£9,898,944	15.3 %	£8,584,858	17.2 %	£7,323,971	12.6 %	£6,505,599	4.1 %	£6,250,934
	Revaluation Reserve	-	-	-	-	-	-	-	-	-
	Sundry Reserves	-	-	-	-	-	-	-	-	-
	Shareholder Funds	£10,149,544	14.9 %	£8,835,458	16.6 %	£7,574,571	12.1 %	£6,756,199	3.9 %	£6,501,534





Other Financial Items

	Date Of Accounts	31/03/18	(%)	31/03/17	(%)	31/03/16	(%)	31/03/15	(%)	31/03/14
	Net Worth	£10,149,544	14.9 %	£8,835,458	16.6 %	£7,574,571	12.1 %	£6,756,199	3.9%	£6,501,534
	Working Capital	£10,581,043	14.3 %	£9,254,810	16.2 %	£7,963,968	11.8 %	£7,125,143	11.6 %	£6,385,674
	Total Assets	£41,590,519	- 14.3 %	£48,510,140	40.6 %	£34,499,320	19.1 %	£28,970,277	27.4 %	£22,747,092



DISCLAIMER : This Report is **PRIVATE & CONFIDENTIAL** and it is prepared at the request of and for its use by the Subscriber only. The Subscriber shall use the contents of the Report merely as an aid to its business. Mira Inform Private Limited ("MIPL") has collated information/data in the Report, which have not been verified unless otherwise specifically mentioned in the Report. The Subscriber shall independently verify the accuracy and correctness of the information/data before in any way acting upon the same. MIPL shall not be liable for any harm, injury, loss or damage caused to the Subscriber due to default by the Subscriber's debtors/beneficiaries in fulfilling their obligations of any nature whatsoever. This Report or any of its portion shall not be used as a documentary evidence or otherwise before any investigative agencies or forum of law. This Report is confidential and proprietary to MIPL. The Subscriber and/or any other person(s) may not reproduce, publish or disclose any of the contents of the Report to others without the express authorization of MIPL. This Report is prepared and issued to the Subscriber without any risk, responsibility or liability on the part of MIPL or its officials.

	Total Liabilities	£31,440,975	- 20.8 %	£39,674,682	47.4 %	£26,924,749	21.2 %	£22,214,078	36.7 %	£16,245,558
	Net Assets	£10,149,544	14.9 %	£8,835,458	16.6 %	£7,574,571	12.1 %	£6,756,199	3.9 %	£6,501,534

Cash Flow

	Date Of Accounts	31/03/18	(%)	31/03/17	(%)	31/03/16	(%)	31/03/15	(%)	31/03/14
	Net Cashflow from Operations	£7,989,072	241.5 %	- £5,645,234	- 166.4 %	- £2,119,381	- 200.2 %	- £706,014	29.8 %	- £1,005,098
	Net Cashflow before Financing	£7,880,425	228.7 %	- £6,121,213	- 132.7 %	- £2,630,782	- 154.4 %	- £1,033,922	17%	- £1,245,669
	Net Cashflow from Financing	-£67,793	- 142.9 %	£158,065	238.1 %	£46,746	- 89.8%	£458,000	-	-
	Increase in Cash	£7,812,632	231%	- £5,963,148	- 130.8 %	- £2,584,036	- 348.7 %	- £575,922	53.8 %	- £1,245,669















Miscellaneous

	Date Of Accounts	31/03/18	(%)	31/03/17	(%)	31/03/16	(%)	31/03/15	(%)	31/03/14
	Contingent Liability	NO	-	NO	-	NO	-	NO	-	NO
	Capital Employed	£10,611,961	14.1 %	£9,299,940	15.8 %	£8,032,571	11.3 %	£7,214,199	11 %	£6,501,534
	Number of Employees	17	-	17	21.4 %	14	- 6.7%	15	25 %	12
	Accountants									
	Auditors	KING & KING								
	Auditor Comments	The audit report contains no adverse comments								
	Bankers	SANTANDER								
	Bank Branch Code	90-01-36								

Ratios

Date Of Accounts	31/03/18	31/03/17	31/03/16	31/03/15	31/03/14
-------------------------	-----------------	-----------------	-----------------	-----------------	-----------------

DISCLAIMER : This Report is **PRIVATE & CONFIDENTIAL** and it is prepared at the request of and for its use by the Subscriber only. The Subscriber shall use the contents of the Report merely as an aid to its business. Mira Inform Private Limited ("MIPL") has collated information/data in the Report, which have not been verified unless otherwise specifically mentioned in the Report. The Subscriber shall independently verify the accuracy and correctness of the information/data before in any way acting upon the same. MIPL shall not be liable for any harm, injury, loss or damage caused to the Subscriber due to default by the Subscriber's debtors/beneficiaries in fulfilling their obligations of any nature whatsoever. This Report or any of its portion shall not be used as a documentary evidence or otherwise before any investigative agencies or forum of law. This Report is confidential and proprietary to MIPL. The Subscriber and/or any other person(s) may not reproduce, publish or disclose any of the contents of the Report to others without the express authorization of MIPL. This Report is prepared and issued to the Subscriber without any risk, responsibility or liability on the part of MIPL or its officials.

	Pre-tax profit margin %	0.50	0.69	0.70	0.21	0.55
	Current ratio	1.34	1.24	1.30	1.33	1.39
	Sales/Net Working Capital	33.44	26.02	21.01	26.83	29.11
	Gearing %	32.60	121	70.50	66.20	16.40
	Equity in %	24.40	18.20	22	23.30	28.60
	Creditor Days	26.38	38.69	42.83	26.86	23.04
	Debtor Days	23.78	38.22	30.84	27.42	27.32
	Liquidity/Acid Test	1.06	1.11	1.09	1.10	1.17
	Return On Capital Employed %	16.60	17.84	14.52	5.46	15.71
	Return On Total Assets Employed %	4.23	3.42	3.38	1.36	4.49
	Current Debt Ratio	3.05	4.43	3.49	3.22	2.49
	Total Debt Ratio	3.09	4.49	3.55	3.28	2.49
	Stock Turnover Ratio %	2.38	1.92	3.24	2.52	1.90
	Return on Net Assets Employed %	17.35	18.78	15.40	5.83	15.71

Report Notes

There are no notes to display.

Status History

No Status History found

***Event History**

Date	Description
14/09/2018	Confirmation Statement
16/07/2018	New Accounts Filed
16/07/2018	New Accounts Filed
25/04/2018	Payment Data Update Received
13/10/2017	New Accounts Filed
13/10/2017	New Accounts Filed
20/09/2017	Confirmation Statement
20/09/2016	Annual Returns
27/08/2016	New Accounts Filed
27/08/2016	New Accounts Filed
18/09/2015	Annual Returns
14/08/2015	New Accounts Filed
16/03/2015	New Board Member Mr G. Chaudhary appointed
22/10/2014	Annual Returns
21/10/2014	Change in Reg.Office

DISCLAIMER : This Report is **PRIVATE & CONFIDENTIAL** and it is prepared at the request of and for its use by the Subscriber only. The Subscriber shall use the contents of the Report merely as an aid to its business. Mira Inform Private Limited ("MIPL") has collated information/data in the Report, which have not been verified unless otherwise specifically mentioned in the Report. The Subscriber shall independently verify the accuracy and correctness of the information/data before in any way acting upon the same. MIPL shall not be liable for any harm, injury, loss or damage caused to the Subscriber due to default by the Subscriber's debtors/beneficiaries in fulfilling their obligations of any nature whatsoever. This Report or any of its portion shall not be used as a documentary evidence or otherwise before any investigative agencies or forum of law. This Report is confidential and proprietary to MIPL. The Subscriber and/or any other person(s) may not reproduce, publish or disclose any of the contents of the Report to others without the express authorization of MIPL. This Report is prepared and issued to the Subscriber without any risk, responsibility or liability on the part of MIPL or its officials.

Previous Company Names

No Previous Names found

Writ Details

No writs found

STATISTICS

Group	4 companies
Linkages	0 companies
Countries	In 0 countries

SUMMARY

Holding Company	GRETA INVESTMENTS LTD
Ownership Status	Wholly Owned
Ultimate Holding Company	GRETA INVESTMENTS LTD

GROUP STRUCTUREFULL

Company Name	Registered Number	Latest Key Financials	Consol. Accounts	Turnover
GRETA INVESTMENTS (PVT) LTD	N/A	-	-	
GRETA INVESTMENTS LTD	07443406	31.03.2017	Y	£240,844,511
BY OTHERS OR AN INDIVIDUAL	N/A	-	-	
GLOBAL METCORP LIMITED	04278981	31.03.2018	N	£353,789,470

MORTGAGE DETAILS

Mortgage Type:			
Date Charge Created:	14/10/14		
Date Charge Registered:	15/10/14		
Date Charge Satisfied:	-		
Status:	OUTSTANDING		
Person(s) Entitled:	LLOYDS BANK PLC;		
Amount Secured:			

DISCLAIMER : This Report is **PRIVATE & CONFIDENTIAL** and it is prepared at the request of and for its use by the Subscriber only. The Subscriber shall use the contents of the Report merely as an aid to its business. Mira Inform Private Limited ("MIPL") has collated information/data in the Report, which have not been verified unless otherwise specifically mentioned in the Report. The Subscriber shall independently verify the accuracy and correctness of the information/data before in any way acting upon the same. MIPL shall not be liable for any harm, injury, loss or damage caused to the Subscriber due to default by the Subscriber's debtors/beneficiaries in fulfilling their obligations of any nature whatsoever. This Report or any of its portion shall not be used as a documentary evidence or otherwise before any investigative agencies or forum of law. This Report is confidential and proprietary to MIPL. The Subscriber and/or any other person(s) may not reproduce, publish or disclose any of the contents of the Report to others without the express authorization of MIPL. This Report is prepared and issued to the Subscriber without any risk, responsibility or liability on the part of MIPL or its officials.

Details:	CONTAINS FIXED CHARGE.CONTAINS FLOATINGCHARGE.FLOATING CHARGE COVERS ALL THE PROPERTY OR UNDERTAKING OF THE COMPANY.CONTAINS NEGATIVE PLEDGE.		
Mortgage Type:	RENT DEPOSIT DEED		
Date Charge Created:	05/08/11		
Date Charge Registered:	10/08/11		
Date Charge Satisfied:	04/04/18		
Status:	SATISFIED		
Person(s) Entitled:	CHESTERFIELD INVESTMENTS (NO. 5) LIMITED;		
Amount Secured:			
Details:	THE SUM FROM TIME TO TIME STANDING TO THE CREDIT OF A DEPOSIT ACCOUNT SEE IMAGEFOR FULL DETAILS		
Mortgage Type:	DEBENTURE		
Date Charge Created:	22/07/11		
Date Charge Registered:	29/07/11		
Date Charge Satisfied:	-		
Status:	OUTSTANDING		
Person(s) Entitled:	SANTANDER UK PLC		
Amount Secured:	ALL MONIES DUE OR TO BECOME DUE FROM THE COMPANY TO THE GROUP (OR ANY GROUP MEMBER) ON ANY ACCOUNT WHATSOEVER UNDER THE TERMS OF THE AFOREMENTIONED INSTRUMENT CREATING OR EVIDENCING THE CHARGE		
Details:	FIXED AND FLOATING CHARGE OVER THE UNDERTAKING AND ALL PROPERTY AND ASSETS PRESENT AND FUTURE, INCLUDING GOODWILL, BOOKDEBTS, UNCALLED CAPITAL, BUILDINGS, FIXTURES, FIXED PLANT & MACHINERY SEE IMAGEFOR FULL DETAILS		
Mortgage Type:	LEGAL MORTGAGE		
Date Charge Created:	30/09/08		
Date Charge Registered:	19/04/13		
Date Charge Satisfied:	-		
Status:	SATISFIED		
Person(s) Entitled:	HSBC BANK PLC;		
Amount Secured:			
Details:	L/H 20 BYRON HILL ROAD HARROW; WITH THEBENEFIT OF ALL RIGHTS, LICENCES, GUARANTEES, RENT DEPOSITS, CONTRACTS, DEEDS UNDERTAKINGS & WARRANTIES RELATING TO THE PROPERTY. ANY SHARES OR MEMBERSHIP RIGHTS IN ANY MANAGEMENT COMPANY FOR THE PROPERTY. ANY GOODWILL OF ANY BUSINESS FROM TIME TO TIME CARRIED ON AT THE PROPERTY.ANY RENTAL & OTHER MONEY PAYABLE AND ANY LEGAL LICENCE OR OTHER INTEREST CREATED IN RESPECT OF THE PROPERTY & ALL OTHERPAYMENTS WHATEVER IN RESPECT OF THE PROPERTY		
Mortgage Type:	DEBENTURE		
Date Charge Created:	27/08/08		
Date Charge Registered:	02/09/08		
Date Charge Satisfied:	02/03/11		
Status:	SATISFIED		

Person(s) Entitled:	HSBC BANK PLC		
Amount Secured:			
Details:	FIXED AND FLOATING CHARGE OVER THE UNDERTAKING AND ALL PROPERTY AND ASSETS PRESENT AND FUTURE, INCLUDING GOODWILL, BOOKDEBTS, UNCALLED CAPITAL, BUILDINGS, FIXTURES, FIXED PLANT & MACHINERY SEE IMAGEFOR FULL DETAILS		
Mortgage Type:	RENT DEPOSIT DEED		
Date Charge Created:	28/07/08		
Date Charge Registered:	30/07/08		
Date Charge Satisfied:	04/04/18		
Status:	SATISFIED		
Person(s) Entitled:	CHESTERFIELD INVESTMENTS (NO.5) LIMITED;		
Amount Secured:			
Details:	£2,257.33 SEE IMAGE FOR FULL DETAILS		
Mortgage Type:	LEGAL CHARGE		
Date Charge Created:	06/02/07		
Date Charge Registered:	07/02/07		
Date Charge Satisfied:	28/09/10		
Status:	SATISFIED		
Person(s) Entitled:	BARCLAYS BANK PLC		
Amount Secured:			
Details:	20 LEIGH COURT BYRON HILL ROAD HARROW		
Mortgage Type:	RENT DEPOSIT DEED		
Date Charge Created:	18/04/05		
Date Charge Registered:	05/05/05		
Date Charge Satisfied:	04/04/18		
Status:	SATISFIED		
Person(s) Entitled:	CHESTERFIELD INVESTMENTS (NO.5) LIMITED;		
Amount Secured:			
Details:	INTEREST IN THE SECURITY FOR THE PAYMENT OF THE RENTS RESERVED BY THE LEASESEE THE MORTGAGE CHARGE DOCUMENT FOR FULL DETAILS		
Mortgage Type:	RENT DEPOSIT DEED		
Date Charge Created:	15/03/04		
Date Charge Registered:	26/03/04		
Date Charge Satisfied:	04/04/18		
Status:	SATISFIED		
Person(s) Entitled:	TIGERCLOCK LIMITED;		
Amount Secured:			
Details:	THE SUM OF £750.00		
Mortgage Type:	DEBENTURE		
Date Charge Created:	16/09/03		
Date Charge Registered:	23/09/03		
Date Charge Satisfied:	18/04/07		
Status:	SATISFIED		
Person(s) Entitled:	BARCLAYS BANK PLC		
Amount Secured:	ALL MONIES DUE OR TO BECOME DUE FROM THE COMPANY TO THE		

	CHARGE ON ANY ACCOUNT WHATSOEVER
Details:	FIXED AND FLOATING CHARGES OVER THE UNDERTAKING AND ALL PROPERTY AND ASSETS PRESENT AND FUTURE INCLUDING GOODWILL BOOKDEBTS UNCALLED CAPITAL BUILDINGS FIXTURES FIXED PLANT AND MACHINERY SEE THE MORTGAGE CHARGE DOCUMENT FOR FULL DETAILS

PREVIOUS DIRECTOR/COMPANY SECRETARIES

Name	Current Active Appointments	Previous Appointments	Dissolved Companies
Adarsh Shrikant	0	4	4
Sandip Ahluwalia	4	4	4
Sandip Ahluwalia	4	4	4
Nitesh Chaudhari	0	1	0
BRIGHTON DIRECTOR LIMITED	0	6746	35964
BRIGHTON SECRETARY LIMITED	0	6726	35747
Aditya Chopra	2	1	0
Adarsh Shrikant	0	4	4
Total Persons With Significant Control	1	Total Statements	0
Active	1	Active	0
Ceased	0	Ceased	0

Active Persons With Significant Control

Name	Greta Investments Limited	Kind	Corporate Entity With Significant Control
Address	First Floor, Roxburghe House, 273-287 Regent Street, London	Notified On	06/04/2016
Post Code	W1B 2HA	Legal Form	Limited Company
Authority	Companies Act 2006	Place Registered	Registrar Of Companies Of England & Wales
Country Registered	England	Registration Number	07443406
Nature Of Control	Ownership Of Shares 75 To 100 Percent, Right To Appoint And Remove Directors, Significant Influence Or Control		

Ceased Persons With Significant Control

No Ceased Persons With Significant Control To Display

Active Statements

No Active Statements To Display

DISCLAIMER : This Report is **PRIVATE & CONFIDENTIAL** and it is prepared at the request of and for its use by the Subscriber only. The Subscriber shall use the contents of the Report merely as an aid to its business. Mira Inform Private Limited ("MIPL") has collated information/data in the Report, which have not been verified unless otherwise specifically mentioned in the Report. The Subscriber shall independently verify the accuracy and correctness of the information/data before in any way acting upon the same. MIPL shall not be liable for any harm, injury, loss or damage caused to the Subscriber due to default by the Subscriber's debtors/beneficiaries in fulfilling their obligations of any nature whatsoever. This Report or any of its portion shall not be used as a documentary evidence or otherwise before any investigative agencies or forum of law. This Report is confidential and proprietary to MIPL. The Subscriber and/or any other person(s) may not reproduce, publish or disclose any of the contents of the Report to others without the express authorization of MIPL. This Report is prepared and issued to the Subscriber without any risk, responsibility or liability on the part of MIPL or its officials.



MIRA INFORM PRIVATE LIMITED
605, Palmspring, Near D'Mart, Link Road,
Malad (West), Mumbai - 400 064. INDIA
Tel : 91-22-40448000 (44 lines)
Fax : 91-22-40448045 / 40448046
E-mail : mira@mirainform.com
info@mirainform.com
Website : <http://www.mirainform.com>
<http://www.miraglobalcheck.com>
<http://www.miraglobalcollections.com>

Ceased Statements

No Ceased Statements To Display

DISCLAIMER : This Report is **PRIVATE & CONFIDENTIAL** and it is prepared at the request of and for its use by the Subscriber only. The Subscriber shall use the contents of the Report merely as an aid to its business. Mira Inform Private Limited ("MIPL") has collated information/data in the Report, which have not been verified unless otherwise specifically mentioned in the Report. The Subscriber shall independently verify the accuracy and correctness of the information/data before in any way acting upon the same. MIPL shall not be liable for any harm, injury, loss or damage caused to the Subscriber due to default by the Subscriber's debtors/beneficiaries in fulfilling their obligations of any nature whatsoever. This Report or any of its portion shall not be used as a documentary evidence or otherwise before any investigative agencies or forum of law. This Report is confidential and proprietary to MIPL. The Subscriber and/or any other person(s) may not reproduce, publish or disclose any of the contents of the Report to others without the express authorization of MIPL. This Report is prepared and issued to the Subscriber without any risk, responsibility or liability on the part of MIPL or its officials.

FOREIGN EXCHANGE RATES

Currency	Unit	Indian Rupees
US Dollar	1	INR 72.55
UK Pound	1	INR 94.94
Euro	1	INR 84.39
GBP	1	INR 95.35

Note : Above are approximate rates obtained from sources believed to be correct

INFORMATION DETAILS

Analysis Done by :	VIVR
Report Prepared by :	DNS

DISCLAIMER : This Report is **PRIVATE & CONFIDENTIAL** and it is prepared at the request of and for its use by the Subscriber only. The Subscriber shall use the contents of the Report merely as an aid to its business. Mira Inform Private Limited ("MIPL") has collated information/data in the Report, which have not been verified unless otherwise specifically mentioned in the Report. The Subscriber shall independently verify the accuracy and correctness of the information/data before in any way acting upon the same. MIPL shall not be liable for any harm, injury, loss or damage caused to the Subscriber due to default by the Subscriber's debtors/beneficiaries in fulfilling their obligations of any nature whatsoever. This Report or any of its portion shall not be used as a documentary evidence or otherwise before any investigative agencies or forum of law. This Report is confidential and proprietary to MIPL. The Subscriber and/or any other person(s) may not reproduce, publish or disclose any of the contents of the Report to others without the express authorization of MIPL. This Report is prepared and issued to the Subscriber without any risk, responsibility or liability on the part of MIPL or its officials.

RATING EXPLANATIONS

Credit Rating	Explanation	Rating Comments
A++	Minimum Risk	Business dealings permissible with minimum risk of default
A+	Low Risk	Business dealings permissible with low risk of default
A	Acceptable Risk	Business dealings permissible with moderate risk of default
B	Medium Risk	Business dealings permissible on a regular monitoring basis
C	Medium High Risk	Business dealings permissible preferably on secured basis
D	High Risk	Business dealing not recommended or on secured terms only
NB	New Business	No recommendation can be done due to business in infancy stage
NT	No Trace	No recommendation can be done as the business is not traceable

NB is stated where there is insufficient information to facilitate rating. However, it is not to be considered as unfavourable.

This score serves as a reference to assess SC's credit risk and to set the amount of credit to be extended. It is calculated from a composite of weighted scores obtained from each of the major sections of this report. The assessed factors are as follows:

- Financial condition covering various ratios
- Company background and operations size
- Promoters / Management background
- Payment record
- Litigation against the subject
- Industry scenario / competitor analysis
- Supplier / Customer / Banker review (wherever available)