

**MIRA INFORM REPORT**

<b>Report No. :</b>	530006
<b>Report Date :</b>	18.09.2018

**IDENTIFICATION DETAILS**

<b>Name :</b>	HARMAN COTTEX AND SEEDS PRIVATE LIMITED (w.e.f. 26.10.2009)
<b>Formerly Known As :</b>	HARMAN COTTEX PRIVATE LIMITED
<b>Registered Office :</b>	Bistan Road, Opposite Dejala Devada Colony, Khargone – 451001, Madhya Pradesh
<b>Tel. No.:</b>	91-7282-241192/24179
<b>Country :</b>	India
<b>Financials (as on) :</b>	31.03.2017
<b>Date of Incorporation :</b>	14.07.2009
<b>CIN No.:</b> [Company Identification No.]	U01111MP2009PTC022131
<b>Capital Investment / Paid-up Capital :</b>	INR 2.973 Million
<b>IEC No.:</b> [Import-Export Code No.]	1109003838
<b>PAN No.:</b> [Permanent Account No.]	AACCH2497R
<b>GSTN :</b> [Goods & Service Tax Registration No.]	23AACCH2497R2Z0
<b>Legal Form :</b>	Private Limited Liability Company
<b>Line of Business :</b>	Manufacturer, Trader, Exporter and Supplier in Cotton Fabrics, Seeds and Cotton Seeds Oil. (Registered activity and also Confirmed by management)
<b>No. of Employees :</b>	16 (Approximately)

**RATING & COMMENTS**

(Mira Inform has adopted New Rating mechanism w.e.f. 23<sup>rd</sup> January 2017)

**DISCLAIMER :** This Report is **PRIVATE & CONFIDENTIAL** and it is prepared at the request of and for its use by the Subscriber only. The Subscriber shall use the contents of the Report merely as an aid to its business. Mira Inform Private Limited ("MIPL") has collated information/data in the Report, which have not been verified unless otherwise specifically mentioned in the Report. The Subscriber shall independently verify the accuracy and correctness of the information/data before in any way acting upon the same. MIPL shall not be liable for any harm, injury, loss or damage caused to the Subscriber due to default by the Subscriber's debtors/beneficiaries in fulfilling their obligations of any nature whatsoever. This Report or any of its portion shall not be used as a documentary evidence or otherwise before any investigative agencies or forum of law. This Report is confidential and proprietary to MIPL. The Subscriber and/or any other person(s) may not reproduce, publish or disclose any of the contents of the Report to others without the express authorization of MIPL. This Report is prepared and issued to the Subscriber without any risk, responsibility or liability on the part of MIPL or its officials.

<b>MIRA's Rating :</b>	A
------------------------	---

Credit Rating	Explanation	Rating Comments
A	Acceptable Risk	Business dealings permissible with moderate risk of default

<b>Status :</b>	Satisfactory
<b>Payment Behaviour :</b>	Usually correct
<b>Litigation :</b>	Clear
<b>Comments :</b>	<p>Subject was incorporated in the year 2009.</p> <p>It is a manufacturer, trader, exporter and supplier of Cotton products, Cotton Seeds and Cotton Oil.</p> <p>For the financial year, there has been minimal decreased in its revenue by 0.86% but has managed to maintain low profit margin of 0.41%.</p> <p>The rating takes into consideration the satisfactory financial profile of the company is marked by sufficient network base along with negligible debt level.</p> <p>Business is active. Payments seems to be usually correct.</p> <p>In view of aforesaid, the company can be considered for business dealings at usual trade terms and conditions.</p>

**NOTES :**

Any query related to this report can be made on e-mail : [infodept@mirainform.com](mailto:infodept@mirainform.com) while quoting report number, name and date.

**ECGC Country Risk Classification List**

Country Name	Previous Rating (31.12.2017)	Current Rating (01.04.2018)
India	A1	A1

Risk Category	ECGC Classification
Insignificant	A1
Low Risk	A2
Moderately Low Risk	B1
Moderate Risk	B2
Moderately High Risk	C1
High Risk	C2

**DISCLAIMER :** This Report is **PRIVATE & CONFIDENTIAL** and it is prepared at the request of and for its use by the Subscriber only. The Subscriber shall use the contents of the Report merely as an aid to its business. Mira Inform Private Limited ("MIPL") has collated information/data in the Report, which have not been verified unless otherwise specifically mentioned in the Report. The Subscriber shall independently verify the accuracy and correctness of the information/data before in any way acting upon the same. MIPL shall not be liable for any harm, injury, loss or damage caused to the Subscriber due to default by the Subscriber's debtors/beneficiaries in fulfilling their obligations of any nature whatsoever. This Report or any of its portion shall not be used as a documentary evidence or otherwise before any investigative agencies or forum of law. This Report is confidential and proprietary to MIPL. The Subscriber and/or any other person(s) may not reproduce, publish or disclose any of the contents of the Report to others without the express authorization of MIPL. This Report is prepared and issued to the Subscriber without any risk, responsibility or liability on the part of MIPL or its officials.

**HARMAN COTTEX AND SEEDS PRIVATE LIMITED - 530006**

**PAGE NO. : 3**

Very High Risk	D
----------------	---

**EXTERNAL AGENCY RATING**

<b>Rating Agency Name</b>	Not Available
<b>Rating</b>	Not Available
<b>Rating Explanation</b>	Not Available
<b>Date</b>	Not Available

**RBI DEFAULTERS' LIST STATUS**

Subject's name is not enlisted as a defaulter in the publicly available RBI Defaulters' list.

**EPF (Employee Provident Fund) DEFAULTERS' LIST STATUS**

Subject's name is not enlisted as a defaulter in the publicly available EPF (Employee Provident Fund) Defaulters' list as of 31-03-2018.

**BIFR (Board for Industrial & Financial Reconstruction) LISTING STATUS**

Subject's name is not listed as a Sick Unit in the publicly available BIFR (Board for Industrial & Financial Reconstruction) list as of 18.09.2018

**IBBI (Insolvency and Bankruptcy Board of India) LISTING STATUS**

Subject's name is not listed in the publicly available IBBI (Insolvency and Bankruptcy Board of India) list as of report date.

**INFORMATION PARTED BY (GENERAL INFORMATION)**

<b>Name :</b>	Mr. Nitin Jaimni
<b>Designation :</b>	Manager
<b>Contact No.:</b>	91-9752234222
<b>Date :</b>	15.09.2018

**LOCATIONS**

<b>Registered Office / Factory / Warehouse :</b>	Bistan Road, Opposite Dejala Devada Colony, Khargone – 451001, Madhya Pradesh, India
<b>Tel. No.:</b>	91-7282-241192/24179
<b>Mobile No.:</b>	91-9752234222 (Mr. Nitin Jaimni)

**DISCLAIMER :** This Report is **PRIVATE & CONFIDENTIAL** and it is prepared at the request of and for its use by the Subscriber only. The Subscriber shall use the contents of the Report merely as an aid to its business. Mira Inform Private Limited ("MIPL") has collated information/data in the Report, which have not been verified unless otherwise specifically mentioned in the Report. The Subscriber shall independently verify the accuracy and correctness of the information/data before in any way acting upon the same. MIPL shall not be liable for any harm, injury, loss or damage caused to the Subscriber due to default by the Subscriber's debtors/beneficiaries in fulfilling their obligations of any nature whatsoever. This Report or any of its portion shall not be used as a documentary evidence or otherwise before any investigative agencies or forum of law. This Report is confidential and proprietary to MIPL. The Subscriber and/or any other person(s) may not reproduce, publish or disclose any of the contents of the Report to others without the express authorization of MIPL. This Report is prepared and issued to the Subscriber without any risk, responsibility or liability on the part of MIPL or its officials.

**HARMAN COTTEX AND SEEDS PRIVATE LIMITED - 530006**

**PAGE NO. : 4**

<b>Fax No.:</b>	91-7282-241719
<b>E-Mail :</b>	<a href="mailto:puneet_kgn@rediffmail.com">puneet_kgn@rediffmail.com</a> <a href="mailto:info@harmancottex.com">info@harmancottex.com</a> <a href="mailto:accounts@harmancottex.com">accounts@harmancottex.com</a>
<b>Website :</b>	<a href="http://www.harmancottex.com">http://www.harmancottex.com</a>
<b>Location :</b>	Owned
<b>Locality :</b>	Commercial
<b>Branch Office 1:</b>	Gut No. 423, Dongargaon Road, Sillod, Aurangabad – 431003, Maharashtra, India
<b>Tel. No.:</b>	91-2430-216363
<b>E-Mail :</b>	<a href="mailto:Puneetspin11@yahoo.com">Puneetspin11@yahoo.com</a>
<b>Branch Office 2:</b>	4-5-6 Ground Flore, Shakuntala Complex, 1-2 Janki Nagar, Navlakha, Indore – 452001, Madhya Pradesh, India
<b>E-Mail :</b>	<a href="mailto:nitin@harmancottex.com">nitin@harmancottex.com</a>

**DIRECTORS**

As on 31.03.2018

<b>Name :</b>	Mr. Rasdeep Singh Chawla		
<b>Designation :</b>	Director		
<b>Address :</b>	Plot No. 408, Japji Villa, Big Garden Road, N-3 CIDCO, Aurangabad – 431003, Maharashtra, India		
<b>Date of Birth/Age :</b>	30.06.1965		
<b>Qualification :</b>	B.SC & LLB		
<b>Date of Appointment :</b>	14.07.2009		
<b>PAN No.:</b>	ABCPC1304L		
<b>DIN No.:</b>	02137804		
<b>Other Directorship:</b>			
<b>CIN/FCRN</b>	<b>Company Name</b>	<b>Begin Date</b>	<b>End Date</b>
U74999MH2015NPL268396	MARATHWADA COTTON DEVELOPMENT CLUSTER	14/09/2015	-
<b>Name :</b>	Mr. Manjeet Singh Chawla		
<b>Designation :</b>	Director		
<b>Address :</b>	4-Ishvari Nagar, Khargone – 451001, Madhya Pradesh, India		
<b>Date of Birth/Age :</b>	30.06.1965		
<b>Qualification :</b>	B.SC & LLB		
<b>Date of Appointment :</b>	14.07.2009		
<b>PAN No.:</b>	ABCPC1359H		
<b>DIN No.:</b>	02137928		
<b>Other Directorship:</b>			
<b>CIN/FCRN</b>	<b>Company Name</b>	<b>Begin Date</b>	<b>End Date</b>

**DISCLAIMER :** This Report is **PRIVATE & CONFIDENTIAL** and it is prepared at the request of and for its use by the Subscriber only. The Subscriber shall use the contents of the Report merely as an aid to its business. Mira Inform Private Limited ("MIPL") has collated information/data in the Report, which have not been verified unless otherwise specifically mentioned in the Report. The Subscriber shall independently verify the accuracy and correctness of the information/data before in any way acting upon the same. MIPL shall not be liable for any harm, injury, loss or damage caused to the Subscriber due to default by the Subscriber's debtors/beneficiaries in fulfilling their obligations of any nature whatsoever. This Report or any of its portion shall not be used as a documentary evidence or otherwise before any investigative agencies or forum of law. This Report is confidential and proprietary to MIPL. The Subscriber and/or any other person(s) may not reproduce, publish or disclose any of the contents of the Report to others without the express authorization of MIPL. This Report is prepared and issued to the Subscriber without any risk, responsibility or liability on the part of MIPL or its officials.

**HARMAN COTTEX AND SEEDS PRIVATE LIMITED - 530006**

**PAGE NO. : 5**

U17121RJ2012PTC042056	MANJEET FIBERS PRIVATE LIMITED	22/06/2012	-
-----------------------	--------------------------------	------------	---

**KEY EXECUTIVES**

<b>Name :</b>	Mr. Nitin Jaimni
<b>Designation :</b>	Manager

**MAJOR SHAREHOLDERS / SHAREHOLDING PATTERN**

**As on 31.03.2017**

Names of Shareholders	No. of Shares
Trilochan Kour Chawla	3300
Maninder Kour Chawla	33250
Maninder Kour Chawla	165000
Rasdeep Singh Chawla HUF	100
Herald Tradelinks Private Limited, India	20000
Piyush Chemotreat Private Limited, India	20000
Shine Star Estate Private Limited, India	20000
Pinkcity Softpro Private Limited, India	20000
Gandhi Bapulal Pannalal	500
GBP Cotton Company, India	500
Nirmal Gandhi HUF	500
Rabmeet Singh Chawla, India	96650
<b>Total</b>	<b>379800</b>

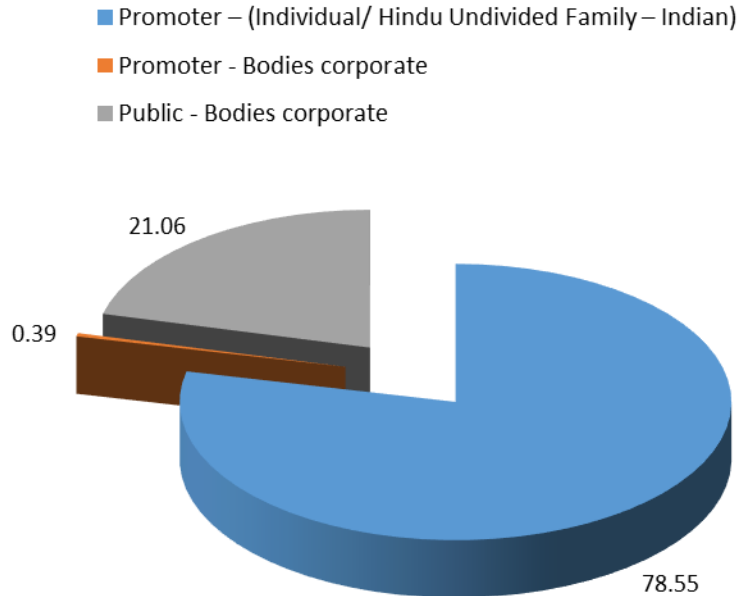
**Equity Share Break up (Percentage of Total Equity)**

**As on 30.09.2017**

Category	Percentage
Promoter – (Individual/ Hindu Undivided Family – Indian)	78.54
Promoter - Bodies corporate	0.39
Public - Bodies corporate	21.06
<b>Total</b>	<b>100.00</b>

**DISCLAIMER :** This Report is **PRIVATE & CONFIDENTIAL** and it is prepared at the request of and for its use by the Subscriber only. The Subscriber shall use the contents of the Report merely as an aid to its business. Mira Inform Private Limited ("MIPL") has collated information/data in the Report, which have not been verified unless otherwise specifically mentioned in the Report. The Subscriber shall independently verify the accuracy and correctness of the information/data before in any way acting upon the same. MIPL shall not be liable for any harm, injury, loss or damage caused to the Subscriber due to default by the Subscriber's debtors/beneficiaries in fulfilling their obligations of any nature whatsoever. This Report or any of its portion shall not be used as a documentary evidence or otherwise before any investigative agencies or forum of law. This Report is confidential and proprietary to MIPL. The Subscriber and/or any other person(s) may not reproduce, publish or disclose any of the contents of the Report to others without the express authorization of MIPL. This Report is prepared and issued to the Subscriber without any risk, responsibility or liability on the part of MIPL or its officials.

### Share holding pattern



### BUSINESS DETAILS

<b>Line of Business :</b>	Manufacturer, Trader, Exporter and Supplier in Cotton Fabrics, Seeds and Cotton Seeds Oil. (Registered activity and also Confirmed by management)	
<b>Products :</b>	<b>Item Code No.</b>	<b>Product Description</b>
	12072100	Cotton Seeds
	52010015	Ginned Cotton
	10019010	Wheat Seed
	23040030	Soya Beans W/N Broken of Seed Quality
	12129100	Sugar
<b>Brand Names :</b>	Not Available	
<b>Agencies Held :</b>	Not Available	
<b>Exports :</b>		
	<b>Products :</b>	Finished Goods
	<b>Countries :</b>	<ul style="list-style-type: none"> <li>• Pakistan</li> <li>• Bangladesh</li> </ul>

**DISCLAIMER :** This Report is **PRIVATE & CONFIDENTIAL** and it is prepared at the request of and for its use by the Subscriber only. The Subscriber shall use the contents of the Report merely as an aid to its business. Mira Inform Private Limited ("MIPL") has collated information/data in the Report, which have not been verified unless otherwise specifically mentioned in the Report. The Subscriber shall independently verify the accuracy and correctness of the information/data before in any way acting upon the same. MIPL shall not be liable for any harm, injury, loss or damage caused to the Subscriber due to default by the Subscriber's debtors/beneficiaries in fulfilling their obligations of any nature whatsoever. This Report or any of its portion shall not be used as a documentary evidence or otherwise before any investigative agencies or forum of law. This Report is confidential and proprietary to MIPL. The Subscriber and/or any other person(s) may not reproduce, publish or disclose any of the contents of the Report to others without the express authorization of MIPL. This Report is prepared and issued to the Subscriber without any risk, responsibility or liability on the part of MIPL or its officials.

**HARMAN COTTEX AND SEEDS PRIVATE LIMITED - 530006**

**PAGE NO. : 7**

<b>Imports :</b>	Not Divulged
<b>Terms :</b>	
<b>Selling :</b>	L/C, RTGS and NEFT
<b>Purchasing :</b>	L/C, RTGS and NEFT

**PRODUCTION STATUS NOT AVAILABLE**

**GENERAL INFORMATION**

<b>Suppliers :</b>	<b>Reference :</b>	Not Divulged
	<b>Name of the Person :</b>	--
	<b>Contact No.:</b>	--
	<b>Since How Long Known :</b>	--
	<b>Maximum Limit Dealt :</b>	--
	<b>Experience :</b>	--
	<b>Remark:</b>	--
<b>Customers :</b>	<b>Reference :</b>	Not Divulged
	<b>Name of the Person :</b>	--
	<b>Contact No.:</b>	--
	<b>Since How Long Known :</b>	--
	<b>Maximum Limit Dealt :</b>	--
	<b>Experience :</b>	--
	<b>Remark:</b>	--
<b>No. of Employees :</b>	16 (Approximately)	
<b>Bankers :</b>	<b>Bank Name</b>	Bank of India
	<b>Branch</b>	575/1 M.G. Road, Palasia Branch, Indore – 452003, Madhya Pradesh, India
	<b>Person Name (With Designation)</b>	--
	<b>Contact Number</b>	91-731-2430218 (Continuously ringing)
	<b>Name of Account Holder</b>	--
	<b>Account Number</b>	--
	<b>Account Since (Date/Year of Account Opening)</b>	--
	<b>Average Balance Maintained (If Possible)</b>	--
	<b>Credit Facilities Enjoyed (If any)</b>	--
	<b>Account Operation</b>	--

**DISCLAIMER :** This Report is **PRIVATE & CONFIDENTIAL** and it is prepared at the request of and for its use by the Subscriber only. The Subscriber shall use the contents of the Report merely as an aid to its business. Mira Inform Private Limited ("MIPL") has collated information/data in the Report, which have not been verified unless otherwise specifically mentioned in the Report. The Subscriber shall independently verify the accuracy and correctness of the information/data before in any way acting upon the same. MIPL shall not be liable for any harm, injury, loss or damage caused to the Subscriber due to default by the Subscriber's debtors/beneficiaries in fulfilling their obligations of any nature whatsoever. This Report or any of its portion shall not be used as a documentary evidence or otherwise before any investigative agencies or forum of law. This Report is confidential and proprietary to MIPL. The Subscriber and/or any other person(s) may not reproduce, publish or disclose any of the contents of the Report to others without the express authorization of MIPL. This Report is prepared and issued to the Subscriber without any risk, responsibility or liability on the part of MIPL or its officials.

**HARMAN COTTEX AND SEEDS PRIVATE LIMITED - 530006**

**PAGE NO. : 8**

	<b>Remarks (If any)</b>	--	
	<b>Bank Name</b>	Bank of Baroda	
	<b>Branch</b>	Hotel Villabha, Diversion Road, Khargone – 451001, Madhya Pradesh, India	
	<b>Contact Number</b>	1800224447 (Phone Banking Number) (Ringing)	
<b>Facilities :</b>	<b>Secured Loan</b>	<b>31.03.2017 (INR in Million)</b>	<b>31.03.2016 (INR in Million)</b>
	<b>Long-term Borrowings</b>		
	Term loans from banks	1.223	0.000
	(Term Loan of INR 1.600 Million from bank of India is secured by hypothecation of Skoda Car)		
	<b>Short-term borrowings</b>		
	Working capital loans from banks	111.575	4.618
	<b>Total</b>	<b>112.798</b>	<b>4.618</b>

<b>Auditors :</b>			
<b>Name :</b>	Anil Kamal Garg and Company Chartered Accountants		
<b>Address :</b>	"Kamal Kripa", 97 Jaora Compound, Opposite M Y. Hospital, Indore – 452001, Madhya Pradesh, India		
<b>Income-tax PAN of auditor or auditor's firm :</b>	AAHFA7509B		
<b>Memberships :</b>	Not Available		
<b>Collaborators :</b>	Not Available		
<b>Other related parties :</b>	<b>Name :</b>	Puneet Enterprises, India	
	<b>Address :</b>	Out No. 423, Nangargaon Road, Sillad, Aurangabad – 431003, Maharashtra, India	
	<ul style="list-style-type: none"> <li>Manjeet Fibers Private Limited, India U17121RJ2012PTC042056</li> <li>Harman Cottex [Prop. Shri Rasdeep Singh Chawla]</li> <li>Natural Organic Farm [Prop. Shri Manjeet S. Chawla]</li> <li>Harman Ware House (Prop. Smt. Trilochan K. Chawla)</li> <li>Puneet Ware Housing (Prop. Smt. Ritu K. Chawla)</li> </ul>		

**CAPITAL STRUCTURE**

As on 31.03.2017

**Authorised Capital :**

No. of Shares	Type	Value	Amount
500000	Equity Shares	INR 10/- each	INR 5.000 Million

**Issued, Subscribed & Paid-up Capital :**

No. of Shares	Type	Value	Amount
214800	Equity Shares	INR 10/- each	INR 2.148 Million
165000	Equity Shares	INR 5/- each	INR 0.825 Million
	<b>Total</b>		<b>INR 2.973 Million</b>

**FINANCIAL DATA**  
*[all figures are in INR Million]*

**ABRIDGED BALANCE SHEET**

SOURCES OF FUNDS	31.03.2017	31.03.2016	31.03.2015
<b>I. EQUITY AND LIABILITIES</b>			
(1) Shareholders' Funds			
(a) Share Capital	2.973	2.973	2.973
(b) Reserves & Surplus	117.328	111.359	102.186
(c) Money received against share warrants	0.000	0.000	0.000
(2) Share Application money pending allotment	0.000	0.000	0.000
<b>Total Shareholders' Funds (1) + (2)</b>	<b>120.301</b>	<b>114.332</b>	<b>105.159</b>
(3) Non-Current Liabilities			
(a) long-term borrowings	1.223	2.000	2.500
(b) Deferred tax liabilities (Net)	0.340	0.466	0.438
(c) Other long term liabilities	0.000	0.000	0.000
(d) long-term provisions	0.000	0.000	0.000
<b>Total Non-current Liabilities (3)</b>	<b>1.563</b>	<b>2.466</b>	<b>2.938</b>
(4) Current Liabilities			
(a) Short term borrowings	111.575	4.618	51.880
(b) Trade payables	118.137	33.911	8.737
(c) Other current liabilities	39.387	20.067	10.637
(d) Short-term provisions	3.826	5.667	6.512
<b>Total Current Liabilities (4)</b>	<b>272.925</b>	<b>64.263</b>	<b>77.766</b>
<b>TOTAL</b>	<b>394.789</b>	<b>181.061</b>	<b>185.863</b>
<b>II. ASSETS</b>			
(1) Non-current assets			
(a) Fixed Assets			
(i) Tangible assets	6.755	4.642	5.816
(ii) Intangible Assets	0.000	0.000	0.000
(iii) Capital work-in-progress	0.000	0.000	0.000
(iv) Intangible assets under development	0.000	0.000	0.000
(b) Non-current Investments	0.000	0.000	0.000
(c) Deferred tax assets (net)	0.000	0.000	0.000
(d) Long-term Loan and Advances	1.159	1.094	0.688

**DISCLAIMER** : This Report is **PRIVATE & CONFIDENTIAL** and it is prepared at the request of and for its use by the Subscriber only. The Subscriber shall use the contents of the Report merely as an aid to its business. Mira Inform Private Limited ("MIPL") has collated information/data in the Report, which have not been verified unless otherwise specifically mentioned in the Report. The Subscriber shall independently verify the accuracy and correctness of the information/data before in any way acting upon the same. MIPL shall not be liable for any harm, injury, loss or damage caused to the Subscriber due to default by the Subscriber's debtors/beneficiaries in fulfilling their obligations of any nature whatsoever. This Report or any of its portion shall not be used as a documentary evidence or otherwise before any investigative agencies or forum of law. This Report is confidential and proprietary to MIPL. The Subscriber and/or any other person(s) may not reproduce, publish or disclose any of the contents of the Report to others without the express authorization of MIPL. This Report is prepared and issued to the Subscriber without any risk, responsibility or liability on the part of MIPL or its officials.

**HARMAN COTTEX AND SEEDS PRIVATE LIMITED - 530006**

**PAGE NO. : 11**

(e) Other Non-current assets	0.000	0.000	0.000
<b>Total Non-Current Assets</b>	<b>7.914</b>	<b>5.736</b>	<b>6.504</b>
(2) Current assets			
(a) Current investments	0.000	0.000	0.000
(b) Inventories	109.798	45.043	88.516
(c) Trade receivables	221.059	92.711	49.754
(d) Cash and cash equivalents	6.470	2.740	7.645
(e) Short-term loans and advances	44.881	2.628	0.850
(f) Other current assets	4.667	32.203	32.594
<b>Total Current Assets</b>	<b>386.875</b>	<b>175.325</b>	<b>179.359</b>
<b>TOTAL</b>	<b>394.789</b>	<b>181.061</b>	<b>185.863</b>

**PROFIT & LOSS ACCOUNT**

	<b>PARTICULARS</b>	<b>31.03.2017</b>	<b>31.03.2016</b>	<b>31.03.2015</b>
	<b>SALES</b>			
	Income	1427.822	1440.313	1232.394
	Other Income	4.393	1.122	0.852
	<b>TOTAL</b>	<b>1432.215</b>	<b>1441.435</b>	<b>1233.246</b>
<b>Less</b>	<b>EXPENSES</b>			
	Cost of Materials Consumed	304.999	389.560	207.089
	Purchases of Stock-in-Trade	1100.736	977.378	935.629
	Changes in inventories of finished goods, work-in-progress and Stock-in-Trade	(36.259)	(10.708)	10.787
	Employees benefits expense	6.628	6.568	3.493
	Exceptional Items	0.000	(0.268)	0.000
	Other expenses	41.492	56.190	48.306
	<b>TOTAL</b>	<b>1417.596</b>	<b>1418.720</b>	<b>1205.304</b>
	<b>PROFIT/ (LOSS) BEFORE INTEREST, TAX, DEPRECIATION AND AMORTISATION</b>	<b>14.619</b>	<b>22.715</b>	<b>27.942</b>
<b>Less</b>	<b>FINANCIAL EXPENSES</b>	4.600	7.526	9.241
	<b>PROFIT / (LOSS) BEFORE TAX, DEPRECIATION AND AMORTISATION</b>	<b>10.019</b>	<b>15.189</b>	<b>18.701</b>
<b>Less/ Add</b>	<b>DEPRECIATION/ AMORTISATION</b>	1.233	0.752	0.886

**DISCLAIMER** : This Report is **PRIVATE & CONFIDENTIAL** and it is prepared at the request of and for its use by the Subscriber only. The Subscriber shall use the contents of the Report merely as an aid to its business. Mira Inform Private Limited ("MIPL") has collated information/data in the Report, which have not been verified unless otherwise specifically mentioned in the Report. The Subscriber shall independently verify the accuracy and correctness of the information/data before in any way acting upon the same. MIPL shall not be liable for any harm, injury, loss or damage caused to the Subscriber due to default by the Subscriber's debtors/beneficiaries in fulfilling their obligations of any nature whatsoever. This Report or any of its portion shall not be used as a documentary evidence or otherwise before any investigative agencies or forum of law. This Report is confidential and proprietary to MIPL. The Subscriber and/or any other person(s) may not reproduce, publish or disclose any of the contents of the Report to others without the express authorization of MIPL. This Report is prepared and issued to the Subscriber without any risk, responsibility or liability on the part of MIPL or its officials.

**HARMAN COTTEX AND SEEDS PRIVATE LIMITED - 530006**

**PAGE NO. : 12**

	<b>PROFIT/ (LOSS) BEFORE TAX</b>	<b>8.786</b>	<b>14.437</b>	<b>17.815</b>
<b>Less</b>	<b>TAX</b>	2.818	5.264	6.654
	<b>PROFIT/ (LOSS) AFTER TAX</b>	<b>5.968</b>	<b>9.173</b>	<b>11.161</b>
	<b>EARNINGS IN FOREIGN CURRENCY</b>			
	F.O.B. Value of Exports	186.180	238.718	67.538
	<b>TOTAL EARNINGS</b>	<b>186.180</b>	<b>238.718</b>	<b>67.538</b>
	<b>Earnings / (Loss) Per Share (INR)</b>	<b>20.07</b>	<b>24.15</b>	<b>29.39</b>

**CURRENT MATURITIES OF LONG TERM DEBT DETAILS**

<b>Particulars</b>	<b>31.03.2017</b>	<b>31.03.2016</b>	<b>31.03.2015</b>
Current Maturities of Long term debt	0.306	0.000	NA
Net cash flows from (used in) operations	12.698	7.287	34.214
Net cash flows from (used in) operating activities	9.755	2.050	27.532

**KEY RATIOS**

**EFFICIENCY RATIOS**

<b>PARTICULARS</b>	<b>31.03.2017</b>	<b>31.03.2016</b>	<b>31.03.2015</b>
Average Collection Days (Sundry Debtors / Income * 365 Days)	56.51	23.49	14.74
Account Receivables Turnover (Income / Sundry Debtors)	6.46	15.54	24.77
Average Payment Days (Sundry Creditors / Purchases * 365 Days)	30.67	9.05	2.79
Inventory Turnover (Operating Income / Inventories)	0.13	0.50	0.32
Asset Turnover (Operating Income / Net Fixed Assets)	2.16	4.89	4.80

**DISCLAIMER** : This Report is **PRIVATE & CONFIDENTIAL** and it is prepared at the request of and for its use by the Subscriber only. The Subscriber shall use the contents of the Report merely as an aid to its business. Mira Inform Private Limited ("MIPL") has collated information/data in the Report, which have not been verified unless otherwise specifically mentioned in the Report. The Subscriber shall independently verify the accuracy and correctness of the information/data before in any way acting upon the same. MIPL shall not be liable for any harm, injury, loss or damage caused to the Subscriber due to default by the Subscriber's debtors/beneficiaries in fulfilling their obligations of any nature whatsoever. This Report or any of its portion shall not be used as a documentary evidence or otherwise before any investigative agencies or forum of law. This Report is confidential and proprietary to MIPL. The Subscriber and/or any other person(s) may not reproduce, publish or disclose any of the contents of the Report to others without the express authorization of MIPL. This Report is prepared and issued to the Subscriber without any risk, responsibility or liability on the part of MIPL or its officials.

**LEVERAGE RATIOS**

PARTICULARS	31.03.2017	31.03.2016	31.03.2015
Debt Ratio ((Borrowing + Current Liabilities) / Total Assets)	0.69	0.37	0.43
Debt Equity Ratio (Total Liability / Networth)	0.94	0.06	0.52
Current Liabilities to Networth (Current Liabilities / Net Worth)	2.27	0.56	0.74
Fixed Assets to Networth (Net Fixed Assets / Networth)	0.06	0.04	0.06
Interest Coverage Ratio (PBIT / Financial Charges)	3.18	3.02	3.02

**PROFITABILITY RATIOS**

PARTICULARS		31.03.2017	31.03.2016	31.03.2015
Net Profit Margin ((PAT / Sales) * 100)	%	0.42	0.64	0.91
Return on Total Assets ((PAT / Total Assets) * 100)	%	1.51	5.07	6.00
Return on Investment (ROI) ((PAT / Networth) * 100)	%	4.96	8.02	10.61

**SOLVENCY RATIOS**

PARTICULARS	31.03.2017	31.03.2016	31.03.2015
Current Ratio (Current Assets / Current Liabilities)	1.42	2.73	2.31
Quick Ratio ((Current Assets – Inventories) / Current Liabilities)	1.02	2.03	1.17
G-Score Ratio Financial (Networth / Total Assets)	0.30	0.63	0.57
G-Score Ratio Debt	37.94	2.23	18.29

**DISCLAIMER** : This Report is **PRIVATE & CONFIDENTIAL** and it is prepared at the request of and for its use by the Subscriber only. The Subscriber shall use the contents of the Report merely as an aid to its business. Mira Inform Private Limited ("MIPL") has collated information/data in the Report, which have not been verified unless otherwise specifically mentioned in the Report. The Subscriber shall independently verify the accuracy and correctness of the information/data before in any way acting upon the same. MIPL shall not be liable for any harm, injury, loss or damage caused to the Subscriber due to default by the Subscriber's debtors/beneficiaries in fulfilling their obligations of any nature whatsoever. This Report or any of its portion shall not be used as a documentary evidence or otherwise before any investigative agencies or forum of law. This Report is confidential and proprietary to MIPL. The Subscriber and/or any other person(s) may not reproduce, publish or disclose any of the contents of the Report to others without the express authorization of MIPL. This Report is prepared and issued to the Subscriber without any risk, responsibility or liability on the part of MIPL or its officials.

**HARMAN COTTEX AND SEEDS PRIVATE LIMITED - 530006**

**PAGE NO. : 14**

(Debts / Equity Capital)			
G-Score Ratio Liquidity (Total Current Assets / Total Current Liabilities)	1.42	2.73	2.31

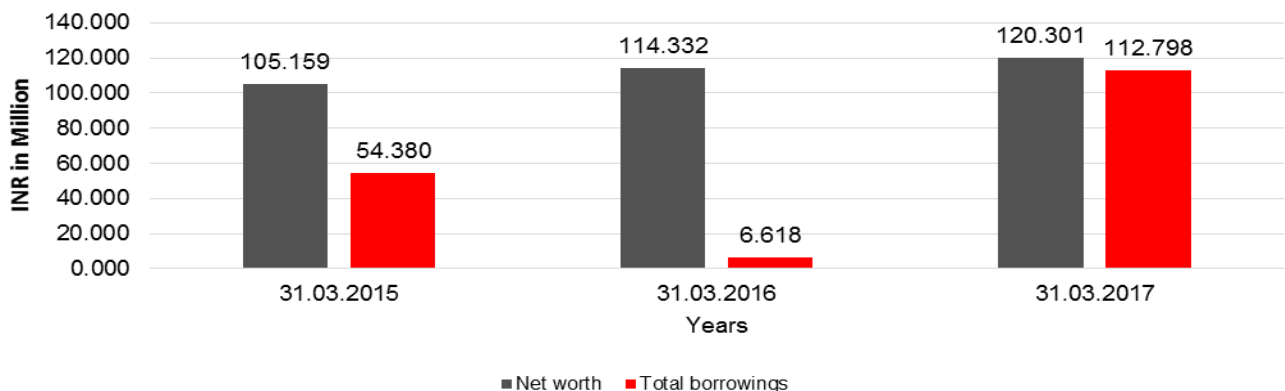
Total Liability = Short-term Debt + Long-term Debt + Current Maturities of Long-term debts

**FINANCIAL ANALYSIS**  
*[all figures are INR Million]*

**DEBT EQUITY RATIO**

Particular	31.03.2015	31.03.2016	31.03.2017
	INR In Million	INR In Million	INR In Million
Share Capital	2.973	2.973	2.973
Reserves & Surplus	102.186	111.359	117.328
Share Application money pending allotment	0.000	0.000	0.000
<b>Net worth</b>	<b>105.159</b>	<b>114.332</b>	<b>120.301</b>
Long Term borrowings	2.500	2.000	1.223
Short Term borrowings	51.880	4.618	111.575
<b>Total borrowings</b>	<b>54.380</b>	<b>6.618</b>	<b>112.798</b>
<b>Debt/Equity ratio</b>	<b>0.517</b>	<b>0.058</b>	<b>0.938</b>

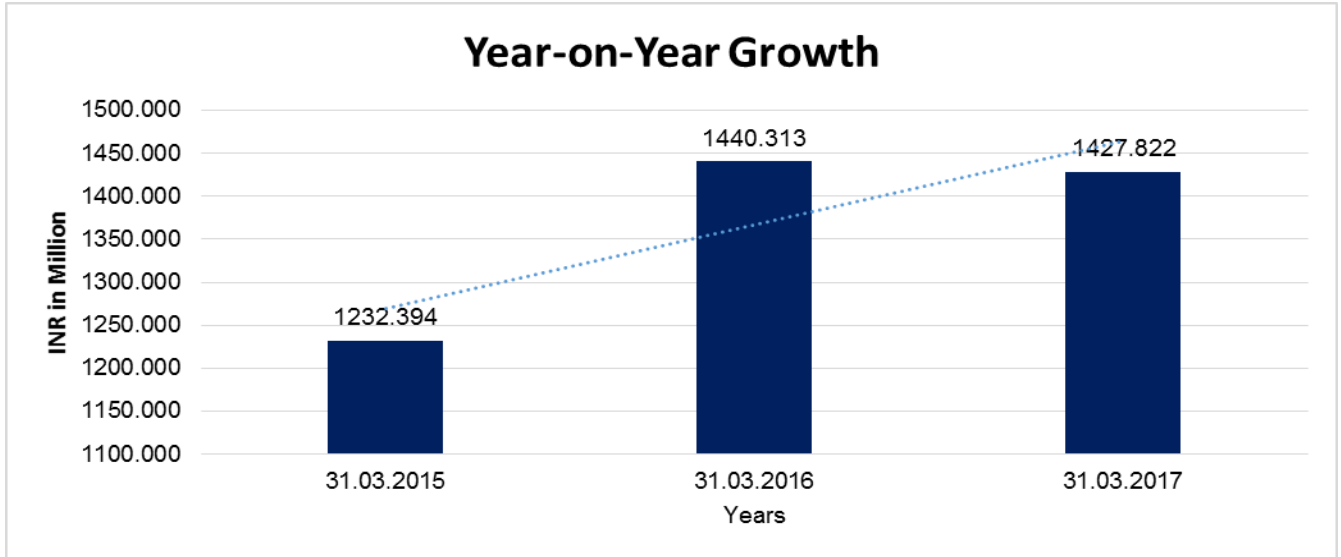
**Debt to Equity**



**YEAR-ON-YEAR GROWTH**

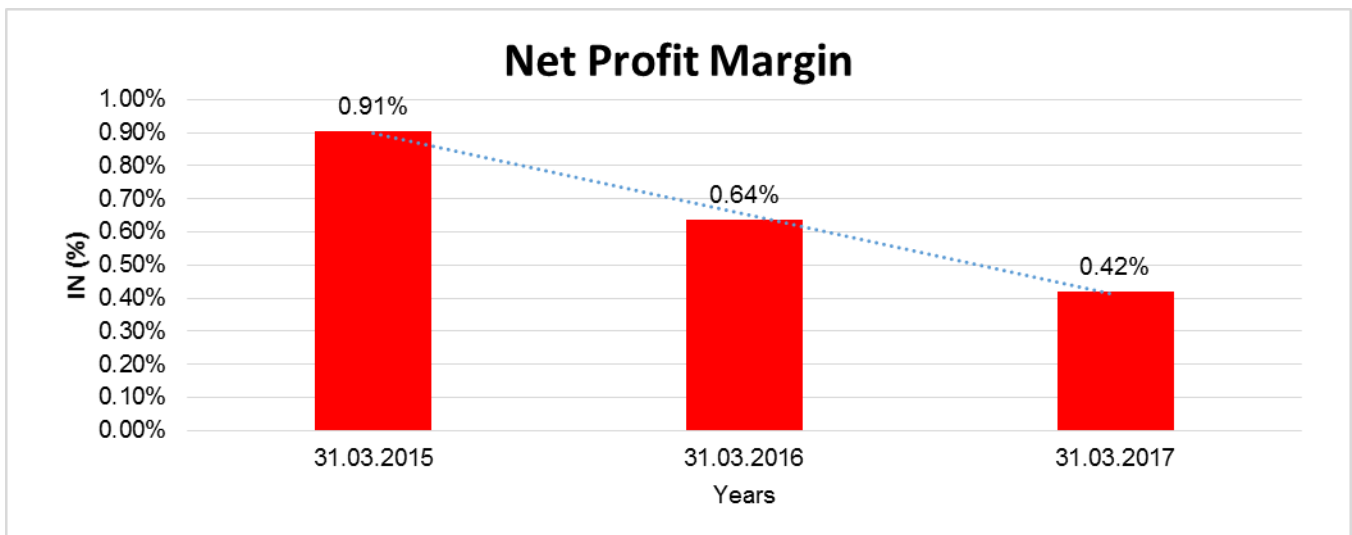
Year on Year Growth	31.03.2015	31.03.2016	31.03.2017
	INR In Million	INR In Million	INR In Million
Sales	1232.394	1440.313	1427.822
		<b>16.871</b>	<b>(0.867)</b>

**DISCLAIMER** : This Report is **PRIVATE & CONFIDENTIAL** and it is prepared at the request of and for its use by the Subscriber only. The Subscriber shall use the contents of the Report merely as an aid to its business. Mira Inform Private Limited ("MIPL") has collated information/data in the Report, which have not been verified unless otherwise specifically mentioned in the Report. The Subscriber shall independently verify the accuracy and correctness of the information/data before in any way acting upon the same. MIPL shall not be liable for any harm, injury, loss or damage caused to the Subscriber due to default by the Subscriber's debtors/beneficiaries in fulfilling their obligations of any nature whatsoever. This Report or any of its portion shall not be used as a documentary evidence or otherwise before any investigative agencies or forum of law. This Report is confidential and proprietary to MIPL. The Subscriber and/or any other person(s) may not reproduce, publish or disclose any of the contents of the Report to others without the express authorization of MIPL. This Report is prepared and issued to the Subscriber without any risk, responsibility or liability on the part of MIPL or its officials.



**NET PROFIT MARGIN**

Net Profit Margin	31.03.2015	31.03.2016	31.03.2017
	INR In Million	INR In Million	INR In Million
Sales	1232.394	1440.313	1427.822
Profit	11.161	9.173	5.968
	<b>0.91%</b>	<b>0.64%</b>	<b>0.42%</b>



**DISCLAIMER** : This Report is **PRIVATE & CONFIDENTIAL** and it is prepared at the request of and for its use by the Subscriber only. The Subscriber shall use the contents of the Report merely as an aid to its business. Mira Inform Private Limited ("MIPL") has collated information/data in the Report, which have not been verified unless otherwise specifically mentioned in the Report. The Subscriber shall independently verify the accuracy and correctness of the information/data before in any way acting upon the same. MIPL shall not be liable for any harm, injury, loss or damage caused to the Subscriber due to default by the Subscriber's debtors/beneficiaries in fulfilling their obligations of any nature whatsoever. This Report or any of its portion shall not be used as a documentary evidence or otherwise before any investigative agencies or forum of law. This Report is confidential and proprietary to MIPL. The Subscriber and/or any other person(s) may not reproduce, publish or disclose any of the contents of the Report to others without the express authorization of MIPL. This Report is prepared and issued to the Subscriber without any risk, responsibility or liability on the part of MIPL or its officials.

**LOCAL AGENCY FURTHER INFORMATION**

Sr. No.	Check list by info agents	Available in Report (Yes/No)
1	Year of establishment	Yes
2	Constitution of the entity -Incorporation details	Yes
3	Locality of the entity	Yes
4	Premises details	Yes
5	Buyer visit details	--
6	Contact numbers	Yes
7	Name of the person contacted	Yes
8	Designation of contact person	Yes
9	Promoter's background	Yes
10	Date of Birth of Proprietor / Partners / Directors	Yes
11	Pan Card No. of Proprietor / Partners	Yes
12	Voter Id Card No. of Proprietor / Partners	No
13	Type of business	Yes
14	Line of Business	Yes
15	Export/import details (if applicable)	Yes
16	No. of employees	Yes
17	Details of sister concerns	Yes
18	Major suppliers	No
19	Major customers	No
20	Banking Details	Yes
21	Banking facility details	Yes
22	Conduct of the banking account	--
23	Financials, if provided	Yes
24	Capital in the business	Yes
25	Last accounts filed at ROC, if applicable	Yes
26	Turnover of firm for last three years	Yes
27	Reasons for variation <> 20%	--
28	Estimation for coming financial year	No
29	Profitability for last three years	Yes
30	Major shareholders, if available	Yes
31	External Agency Rating, if available	No
32	Litigations that the firm/promoter involved in	--
33	Market information	--
34	Payments terms	Yes
35	Negative Reporting by Auditors in the Annual Report	No

**STATE OF AFFAIRS, FINANCIAL PERFORMANCE AND FUTURE OUTLOOK:**

The company is engaged in the business of manufacturing and trading in cotton fabrics, seeds and cotton seeds oil. During the year, Company has achieved total income of INR 1432.215 Million and earned net profit of INR 5.968 Million in comparison to previous year company has total income of INR 1441.434 Million and earned net profit of INR 9.173 Million.

**UNSECURED LOAN**

Unsecured Loan	31.03.2017 (INR in Million)	31.03.2016 (INR in Million)
<b>Long-term Borrowings</b>		
Intercorporate borrowings	0.000	2.000
<b>Total</b>	<b>0.000</b>	<b>2.000</b>

**INDEX OF CHARGES:**

SN o	SRN	Charge Id	Charge Holder Name	Date of Creation	Date of Modification	Date of Satisfaction	Amount	Address
1	G22 880 371	10006 1774	Bank of India	25/10/2016	-	-	1600000.0	575/1 M.G. Road, Palasia Branch, Indore – 452003, Madhya Pradesh, India
2	G63 472 468	10206 378	Bank of Baroda	20/02/2010	23/10/2017	-	150000000.0	Khargone Branch, Hotel Vallabha Diversion Road, Khargone – 451001, Maharashtra, India

**FIXED ASSETS**

- Plant and equipment
- Furniture and fixtures
- Vehicles
- Motor vehicles
- Office equipment
- Computer equipments

**CMT REPORT (Corruption, Money Laundering & Terrorism]**

The Public Notice information has been collected from various sources including but not limited to: **The Courts, India Prisons Service, Interpol, etc.**

**1] INFORMATION ON DESIGNATED PARTY**

No records exist designating subject or any of its beneficial owners, controlling shareholders or senior officers as terrorist or terrorist organization or whom notice had been received that all financial transactions involving their assets have been blocked or convicted, found guilty or against whom a judgement or order had been entered in a proceedings for violating money-laundering, anti-corruption or bribery or international economic or anti-terrorism sanction laws or whose assets were seized, blocked, frozen or ordered forfeited for violation of money laundering or international anti-terrorism laws.

**2] Court Declaration :**

No records exist to suggest that subject is or was the subject of any formal or informal allegations, prosecutions or other official proceeding for making any prohibited payments or other improper payments to government officials for engaging in prohibited transactions or with designated parties.

**3] Asset Declaration :**

No records exist to suggest that the property or assets of the subject are derived from criminal conduct or a prohibited transaction.

**4] Record on Financial Crime :**

Charges or conviction registered against subject: **None**

**5] Records on Violation of Anti-Corruption Laws :**

Charges or investigation registered against subject: **None**

**6] Records on Int'l Anti-Money Laundering Laws/Standards :**

Charges or investigation registered against subject: **None**

**7] Criminal Records**

No available information exist that suggest that subject or any of its principals have been formally charged or convicted by a competent governmental authority for any financial crime or under any formal investigation by a competent government authority for any violation of anti-corruption laws or international anti-money laundering laws or standard.

**8] Affiliation with Government :**

No record exists to suggest that any director or indirect owners, controlling shareholders, director, officer or employee of the company is a government official or a family member or close business associate of a Government official.

**9] Compensation Package :**

Our market survey revealed that the amount of compensation sought by the subject is fair and reasonable and comparable to compensation paid to others for similar services.

**10] Press Report :**

No press reports / filings exists on the subject.

**CORPORATE GOVERNANCE**

MIRA INFORM as part of its Due Diligence do provide comments on Corporate Governance to identify management and governance. These factors often have been predictive and in some cases have created vulnerabilities to credit deterioration.

Our Governance Assessment focuses principally on the interactions between a company's management, its Board of Directors, Shareholders and other financial stakeholders.

**CONTRAVENTION**

Subject is not known to have contravened any existing local laws, regulations or policies that prohibit, restrict or otherwise affect the terms and conditions that could be included in the agreement with the subject.

**FOREIGN EXCHANGE RATES**

Currency	Unit	INR
US Dollar	1	INR 72.55
UK Pound	1	INR 94.94
Euro	1	INR 84.39

**INFORMATION DETAILS**

Information Gathered by :	SUP
Analysis Done by :	NIS
Report Prepared by :	SUJ

**SCORE FACTORS**

DEMERIT POINTS		
--BANK CHARGES	YES/NO	YES
--LITIGATION	YES/NO	NO
--OTHER ADVERSE INFORMATION	YES/NO	NO
MERIT POINTS		
--SOLE DISTRIBUTORSHIP	YES/NO	NO
--EXPORT ACTIVITIES	YES/NO	YES
--AFFILIATION	YES/NO	YES
--LISTED	YES/NO	NO
--OTHER MERIT FACTORS	YES/NO	YES

**RATING EXPLANATIONS**

Credit Rating	Explanation	Rating Comments
A++	Minimum Risk	Business dealings permissible with minimum risk of default
A+	Low Risk	Business dealings permissible with low risk of default
A	Acceptable Risk	Business dealings permissible with moderate risk of default
B	Medium Risk	Business dealings permissible on a regular monitoring basis
C	Medium High Risk	Business dealings permissible preferably on secured basis
D	High Risk	Business dealing not recommended or on secured terms only
NB	New Business	No recommendation can be done due to business in infancy stage
NT	No Trace	No recommendation can be done as the business is not traceable

NB is stated where there is insufficient information to facilitate rating. However, it is not to be considered as unfavourable.

This score serves as a reference to assess SC's credit risk and to set the amount of credit to be extended. It is calculated from a composite of weighted scores obtained from each of the major sections of this report. The assessed factors are as follows:

- Financial condition covering various ratios
- Company background and operations size
- Promoters / Management background
- Payment record
- Litigation against the subject
- Industry scenario / competitor analysis
- Supplier / Customer / Banker review (wherever available)

**DISCLAIMER** : This Report is **PRIVATE & CONFIDENTIAL** and it is prepared at the request of and for its use by the Subscriber only. The Subscriber shall use the contents of the Report merely as an aid to its business. Mira Inform Private Limited ("MIPL") has collated information/data in the Report, which have not been verified unless otherwise specifically mentioned in the Report. The Subscriber shall independently verify the accuracy and correctness of the information/data before in any way acting upon the same. MIPL shall not be liable for any harm, injury, loss or damage caused to the Subscriber due to default by the Subscriber's debtors/beneficiaries in fulfilling their obligations of any nature whatsoever. This Report or any of its portion shall not be used as a documentary evidence or otherwise before any investigative agencies or forum of law. This Report is confidential and proprietary to MIPL. The Subscriber and/or any other person(s) may not reproduce, publish or disclose any of the contents of the Report to others without the express authorization of MIPL. This Report is prepared and issued to the Subscriber without any risk, responsibility or liability on the part of MIPL or its officials.