

MIRA INFORM REPORT

Report No. :	530474
Report Date :	18.09.2018

IDENTIFICATION DETAILS

Name :	SOUTH INDIA KRISHNA OIL AND FATS PRIVATE LIMITED
Registered Office :	Unit No. 101, 102A, First Floor, Realtech Copia Corporate Suites, Plot No. 9, Jasola District Centre, New Delhi – 110025
Tel. No.:	91-11-33000011
Country :	India
Financials (as on) :	31.03.2017
Date of Incorporation :	14.09.2009
CIN No.: [Company Identification No.]	U36100DL2009PTC194220
Capital Investment / Paid-up Capital :	INR 1514.545 Million
PAN No.: [Permanent Account No.]	AANCS3846A
GSTN : [Goods & Service Tax Registration No.]	32AANCS3846A1ZK (Kerala) 34AANCS3846A1ZG (Puducherry) 23AANCS3846A1ZJ (Madhya Pradesh) 07AANCS3846A1ZD (Delhi) 36AANCS3846A1ZC (Telangana) 06AANCS3846A1ZF (Haryana) 37AANCS3846A1ZA (Andhra Pradesh) 24AANCS3846A1ZH (Gujarat)
Legal Form :	Private Limited Liability Company
Line of Business :	The Company is engaged in refining and trading of Edible oils and other related products. [Registered Activity]
No. of Employees :	Information denied by the management

RATING & COMMENTS

(Mira Inform has adopted New Rating mechanism w.e.f. 23rd January 2017)

DISCLAIMER : This Report is **PRIVATE & CONFIDENTIAL** and it is prepared at the request of and for its use by the Subscriber only. The Subscriber shall use the contents of the Report merely as an aid to its business. Mira Inform Private Limited ("MIPL") has collated information/data in the Report, which have not been verified unless otherwise specifically mentioned in the Report. The Subscriber shall independently verify the accuracy and correctness of the information/data before in any way acting upon the same. MIPL shall not be liable for any harm, injury, loss or damage caused to the Subscriber due to default by the Subscriber's debtors/beneficiaries in fulfilling their obligations of any nature whatsoever. This Report or any of its portion shall not be used as a documentary evidence or otherwise before any investigative agencies or forum of law. This Report is confidential and proprietary to MIPL. The Subscriber and/or any other person(s) may not reproduce, publish or disclose any of the contents of the Report to others without the express authorization of MIPL. This Report is prepared and issued to the Subscriber without any risk, responsibility or liability on the part of MIPL or its officials.

MIRA's Rating :	A
------------------------	---

Credit Rating	Explanation	Rating Comments
A	Acceptable Risk	Business dealings permissible with moderate risk of default

Status :	Satisfactory
Payment Behaviour :	Slow but correct
Litigation :	Clear
Comments :	<p>Subject is a subsidiary of "South India Oils and Fats Pte. Limited", Singapore. It is an established company incorporated in the year 2009 having satisfactory track records.</p> <p>For the financial year ended 2017, the company has witnessed a growth in its revenue but reported loss from its operational activities.</p> <p>However, the company possesses an acceptable financial profile marked by sound networth base along with slow debt level of the company.</p> <p>The company also derives strength from its holding entity and its experienced management team.</p> <p>Trade relations are reported as fair. Business is active. Payment terms are seems to be slow but correct.</p> <p>In view of aforesaid, the company can be considered for business dealings at usual trade terms and conditions.</p>

NOTES:

Any query related to this report can be made on e-mail: infodept@mirainform.com while quoting report number, name and date.

ECGC Country Risk Classification List

Country Name	Previous Rating (31.12.2017)	Current Rating (01.04.2018)
India	A1	A1

Risk Category	ECGC Classification
Insignificant	A1
Low Risk	A2
Moderately Low Risk	B1

DISCLAIMER : This Report is **PRIVATE & CONFIDENTIAL** and it is prepared at the request of and for its use by the Subscriber only. The Subscriber shall use the contents of the Report merely as an aid to its business. Mira Inform Private Limited ("MIPL") has collated information/data in the Report, which have not been verified unless otherwise specifically mentioned in the Report. The Subscriber shall independently verify the accuracy and correctness of the information/data before in any way acting upon the same. MIPL shall not be liable for any harm, injury, loss or damage caused to the Subscriber due to default by the Subscriber's debtors/beneficiaries in fulfilling their obligations of any nature whatsoever. This Report or any of its portion shall not be used as a documentary evidence or otherwise before any investigative agencies or forum of law. This Report is confidential and proprietary to MIPL. The Subscriber and/or any other person(s) may not reproduce, publish or disclose any of the contents of the Report to others without the express authorization of MIPL. This Report is prepared and issued to the Subscriber without any risk, responsibility or liability on the part of MIPL or its officials.

Moderate Risk	B2
Moderately High Risk	C1
High Risk	C2
Very High Risk	D

EXTERNAL AGENCY RATING

NOT AVAILABLE

RBI DEFAULTERS' LIST STATUS

Subject's name is not enlisted as a defaulter in the publicly available RBI Defaulters' list.

EPF (Employee Provident Fund) DEFAULTERS' LIST STATUS

Subject's name is not enlisted as a defaulter in the publicly available EPF (Employee Provident Fund) Defaulters' list as of 31-03-2018.

BIFR (Board for Industrial & Financial Reconstruction) LISTING STATUS

Subject's name is not listed as a Sick Unit in the publicly available BIFR (Board for Industrial & Financial Reconstruction) list as of 18.09.2018

IBBI (Insolvency and Bankruptcy Board of India) LISTING STATUS

Subject's name is not listed in the publicly available IBBI (Insolvency and Bankruptcy Board of India) list as of report date.

INFORMATION DENIED

Management Non-Cooperative (91-11-33000011)

LOCATIONS

Registered Office :	Unit No. 101, 102A, First Floor, Realtech Copia Corporate Suites, Plot No. 9, Jasola District Centre, New Delhi – 110025, India
Tel. No.:	91-11-33000011
Fax No.:	91-11-30788500
E-Mail :	legal@sioils.com

DIRECTORS

DISCLAIMER : This Report is **PRIVATE & CONFIDENTIAL** and it is prepared at the request of and for its use by the Subscriber only. The Subscriber shall use the contents of the Report merely as an aid to its business. Mira Inform Private Limited ("MIPL") has collated information/data in the Report, which have not been verified unless otherwise specifically mentioned in the Report. The Subscriber shall independently verify the accuracy and correctness of the information/data before in any way acting upon the same. MIPL shall not be liable for any harm, injury, loss or damage caused to the Subscriber due to default by the Subscriber's debtors/beneficiaries in fulfilling their obligations of any nature whatsoever. This Report or any of its portion shall not be used as a documentary evidence or otherwise before any investigative agencies or forum of law. This Report is confidential and proprietary to MIPL. The Subscriber and/or any other person(s) may not reproduce, publish or disclose any of the contents of the Report to others without the express authorization of MIPL. This Report is prepared and issued to the Subscriber without any risk, responsibility or liability on the part of MIPL or its officials.

AS ON 31.03.2018

Name :	Mr. Ung Chiew Hwa		
Designation :	Director		
Address :	450 Upper Chang Road #03-01 Singapore 487040, Singapore		
Date of Birth/Age :	02.01.1963		
Date of Appointment :	30.09.2010		
DIN No.:	02860202		
Other Directorship:			
CIN/FCRN	Company Name	Begin Date	End Date
U74899DL1994PTC058039	J S OVERSEAS PVT LTD	30/09/2010	-
U15132DL2013FTC248365	WEST INDIA CONTINENTAL OILS & FATS PRIVATE LIMITED	15/02/2013	-
Name :	Mr. Keng Choon Chia		
Designation :	Director		
Address :	No. 89, Jalan 2f/149 Sri Petaling Kuala Lumpur 57000, Malaysia		
Date of Birth/Age :	15.09.1953		
Date of Appointment :	30.09.2010		
DIN No.:	02862954		
Other Directorship:			
CIN/FCRN	Company Name	Begin Date	End Date
U74899DL1994PTC058039	J S OVERSEAS PVT LTD	30/09/2010	-
U15142DL2001PTC112670	SOUTH INDIA EDIBLE PRIVATE LIMITED	30/09/2010	-
U15132DL2013FTC248365	WEST INDIA CONTINENTAL OILS & FATS PRIVATE LIMITED	15/02/2013	-
Name :	Mr. Jeeva Kumar		
Designation :	Wholetime Director		
Address :	24-2, 496, Saraswathi Nagar, Dargamitta, Nellore – 524003, Andhra Pradesh, India		
Date of Appointment :	21.07.2014		
DIN No.:	06900831		
Other Directorship:			
CIN/FCRN	Company Name	Begin Date	End Date
U74999TG2016NPL109526	FEDERATION OF OIL PROCESSORS AT KRISHNAPATNAM	10/05/2016	-

KEY EXECUTIVES

Name :	Mr. Ramneesh Kumar Aggarwal
Designation :	Company Secretary
Address :	House No. 4195, Street No. 63, Regar Pura, Karol Bagh, New Delhi – 110005,

DISCLAIMER : This Report is **PRIVATE & CONFIDENTIAL** and it is prepared at the request of and for its use by the Subscriber only. The Subscriber shall use the contents of the Report merely as an aid to its business. Mira Inform Private Limited ("MIPL") has collated information/data in the Report, which have not been verified unless otherwise specifically mentioned in the Report. The Subscriber shall independently verify the accuracy and correctness of the information/data before in any way acting upon the same. MIPL shall not be liable for any harm, injury, loss or damage caused to the Subscriber due to default by the Subscriber's debtors/beneficiaries in fulfilling their obligations of any nature whatsoever. This Report or any of its portion shall not be used as a documentary evidence or otherwise before any investigative agencies or forum of law. This Report is confidential and proprietary to MIPL. The Subscriber and/or any other person(s) may not reproduce, publish or disclose any of the contents of the Report to others without the express authorization of MIPL. This Report is prepared and issued to the Subscriber without any risk, responsibility or liability on the part of MIPL or its officials.

	India
Date of Appointment :	23.07.2012
PAN No.:	AHRPA9907G

MAJOR SHAREHOLDERS

AS ON 31.03.2017

Names of Shareholders	No. of Shares
South India Oils & Fats Pte. Limited, Singapore	151454548
Musim Mas International (South Asia) Pte Limited, Singapore	1
Total	151454549

LIST OF ALLOTTEES:

AS ON 07.09.2017

Names of Allottees	No. of Shares
South India Oils & Fats Pte. Limited, Singapore	28041310
Total	28041310

AS ON 23.05.2018

Names of Allottees	No. of Shares
South India Oils & Fats Pte. Limited, Singapore	22620087
Total	22620087

AS ON 30.07.2018

Names of Allottees	No. of Shares
South India Oils & Fats Pte. Limited, Singapore	23982611
Total	23982611

Equity Share Break up (Percentage of Total Equity)

AS ON 30.09.2017

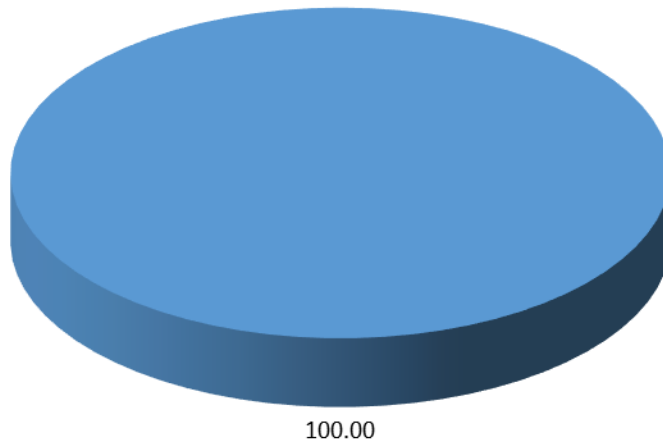
Category	Percentage
-----------------	-------------------

DISCLAIMER : This Report is **PRIVATE & CONFIDENTIAL** and it is prepared at the request of and for its use by the Subscriber only. The Subscriber shall use the contents of the Report merely as an aid to its business. Mira Inform Private Limited ("MIPL") has collated information/data in the Report, which have not been verified unless otherwise specifically mentioned in the Report. The Subscriber shall independently verify the accuracy and correctness of the information/data before in any way acting upon the same. MIPL shall not be liable for any harm, injury, loss or damage caused to the Subscriber due to default by the Subscriber's debtors/beneficiaries in fulfilling their obligations of any nature whatsoever. This Report or any of its portion shall not be used as a documentary evidence or otherwise before any investigative agencies or forum of law. This Report is confidential and proprietary to MIPL. The Subscriber and/or any other person(s) may not reproduce, publish or disclose any of the contents of the Report to others without the express authorization of MIPL. This Report is prepared and issued to the Subscriber without any risk, responsibility or liability on the part of MIPL or its officials.

Promoters [Bodies corporate]	100.00
Total	100.00

Share holding pattern

■ Promoters [Bodies corporate]



BUSINESS DETAILS

Line of Business :	The Company is engaged in refining and trading of Edible oils and other related products. [Registered Activity]	
Products / Services :	Name and Description of main products / services	ITC Code
	Edible Oils	99611228
Brand Names :	Not Available	
Agencies Held :	Not Available	
Exports :	Not Divulged	

DISCLAIMER : This Report is **PRIVATE & CONFIDENTIAL** and it is prepared at the request of and for its use by the Subscriber only. The Subscriber shall use the contents of the Report merely as an aid to its business. Mira Inform Private Limited ("MIPL") has collated information/data in the Report, which have not been verified unless otherwise specifically mentioned in the Report. The Subscriber shall independently verify the accuracy and correctness of the information/data before in any way acting upon the same. MIPL shall not be liable for any harm, injury, loss or damage caused to the Subscriber due to default by the Subscriber's debtors/beneficiaries in fulfilling their obligations of any nature whatsoever. This Report or any of its portion shall not be used as a documentary evidence or otherwise before any investigative agencies or forum of law. This Report is confidential and proprietary to MIPL. The Subscriber and/or any other person(s) may not reproduce, publish or disclose any of the contents of the Report to others without the express authorization of MIPL. This Report is prepared and issued to the Subscriber without any risk, responsibility or liability on the part of MIPL or its officials.

Imports :	Not Divulged
Terms :	Not Divulged

PRODUCTION STATUS – (NOT AVAILABLE)

GENERAL INFORMATION

Suppliers :	Reference :	Not Divulged
	Name of the Person :	--
	Contact No.:	--
	Since How Long Known :	--
	Maximum Limit Dealt :	--
	Experience :	--
	Remark :	--
Customers :	Reference :	Not Divulged
	Name of the Person :	--
	Contact No.:	--
	Since How Long Known :	--
	Maximum Limit Dealt :	--
	Experience :	--
	Remark :	--
No. of Employees :	Information denied by the management	
Bankers :	Banker Name :	The Hongkong And Shanghai Banking Corporation Limited
	Branch :	Rajalakshmi No 5 And 7, Cathedral Road, Chennai – 600086, Tamilnadu, India
	Person Name (With Designation) :	--
	Contact Number :	--
	Name Of Account Holder :	--
	Account Number :	--
	Account Since (Date/Year Of Account Opening) :	--
	Average Balance Maintained :	--
	Credit Facilities Enjoyed (Cc/Od/Term Loan) :	--
	Account Operation :	--
	Remark :	--
		<ul style="list-style-type: none"> DBS Bank Limited, DLF Capitol Point, Ground Floor and First Floor, Baba Kharak Singh Marg, Connaught Place, New Delhi – 110001, India

Facilities :	SECURED LOANS	31.03.2017	31.03.2016
		INR In Million	INR In Million
	LONG TERM BORROWINGS		
	Rupee term loans from banks	400.000	521.570
	SHORT TERM BORROWINGS		
	Working capital loans from banks	331.739	1330.880
	Total	731.739	1852.450

Auditors :	
Name :	Price Waterhouse and Company Chartered Accountants
Address :	8th Floor, Prestige Palladium, Bayan, 129-140, Greams Road, Chennai – 600006, Tamilnadu, India
PAN No.:	AAAFP8828M
Memberships :	Not Available
Collaborators :	Not Available
Ultimate Holding Company :	<ul style="list-style-type: none"> Musim Mas Holdings Pte Limited
Holding Company :	<ul style="list-style-type: none"> South India Oils & Fats Pte. Limited
Intermediate Holding Company :	<ul style="list-style-type: none"> Musim Mas International (South Asia) Pte Limited Musim Mas International Pte Limited
Subsidiary Company :	<ul style="list-style-type: none"> Tvarur Oils & Fats Private Limited
Fellow Subsidiary :	<ul style="list-style-type: none"> West India Continental Oils & Fats Private Limited J.S. Overseas Private Limited South India Edible Private Limited Inter Continental Oils & Fats Pte Limited PT. Mikie Oleo Nabati Indusrti

CAPITAL STRUCTURE

AFTER 31.03.2017

Authorised Capital :

No. of Shares	Type	Value	Amount
240000000	Equity Shares	INR 10/- each	INR 2400.000 Million

DISCLAIMER : This Report is **PRIVATE & CONFIDENTIAL** and it is prepared at the request of and for its use by the Subscriber only. The Subscriber shall use the contents of the Report merely as an aid to its business. Mira Inform Private Limited ("MIPL") has collated information/data in the Report, which have not been verified unless otherwise specifically mentioned in the Report. The Subscriber shall independently verify the accuracy and correctness of the information/data before in any way acting upon the same. MIPL shall not be liable for any harm, injury, loss or damage caused to the Subscriber due to default by the Subscriber's debtors/beneficiaries in fulfilling their obligations of any nature whatsoever. This Report or any of its portion shall not be used as a documentary evidence or otherwise before any investigative agencies or forum of law. This Report is confidential and proprietary to MIPL. The Subscriber and/or any other person(s) may not reproduce, publish or disclose any of the contents of the Report to others without the express authorization of MIPL. This Report is prepared and issued to the Subscriber without any risk, responsibility or liability on the part of MIPL or its officials.

--	--	--	--

Issued, Subscribed & Paid-up Capital :

No. of Shares	Type	Value	Amount
226098557	Equity Shares	INR 10/- each	INR 2260.986 Million

AS ON 31.03.2017

Authorised Capital :

No. of Shares	Type	Value	Amount
180000000	Equity Shares	INR 10/- each	INR 1800.000 Million

Issued, Subscribed & Paid-up Capital :

No. of Shares	Type	Value	Amount
151454549	Equity Shares	INR 10/- each	INR 1514.545 Million

FINANCIAL DATA
[all figures are in INR Million]

ABRIDGED BALANCE SHEET (STANDALONE)

SOURCES OF FUNDS	31.03.2017	31.03.2016	31.03.2015
I. EQUITY AND LIABILITIES			
(1) Shareholders' Funds			
(a) Share Capital	1514.545	1514.545	1296.418
(b) Reserves & Surplus	(415.276)	(363.124)	(520.169)
(c) Money received against share warrants	0.000	0.000	0.000
(2) Share Application money pending allotment	0.000	0.000	248.840
Total Shareholders' Funds (1) + (2)	1099.269	1151.421	1025.089
(3) Non-Current Liabilities			
(a) Long-term borrowings	400.000	1184.899	728.415
(b) Deferred tax liabilities (Net)	0.000	0.000	0.000
(c) Other long term liabilities	0.000	0.000	0.000
(d) Long-term provisions	19.286	12.930	9.397
Total Non-current Liabilities (3)	419.286	1197.829	737.812
(4) Current Liabilities			
(a) Short term borrowings	331.739	1330.880	603.915
(b) Trade payables	1925.498	827.702	1722.714
(c) Other current liabilities	892.887	200.127	200.496
(d) Short-term provisions	0.905	0.740	0.097
Total Current Liabilities (4)	3151.029	2359.449	2527.222
TOTAL	4669.584	4708.699	4290.123
II. ASSETS			
(1) Non-current assets			
(a) Fixed Assets			
(i) Tangible assets	1495.735	980.080	1062.946
(ii) Intangible Assets	2.172	2.883	0.592
(iii) Capital work-in-progress	17.994	481.485	75.522
(iv) Intangible assets under development	0.000	0.000	0.000
(b) Non-current Investments	358.750	290.000	250.000
(c) Deferred tax assets (net)	0.000	0.000	0.000
(d) Long-term Loan and Advances	214.245	383.919	300.230
(e) Other Non-current assets	0.891	0.921	0.921
Total Non-Current Assets	2089.787	2139.288	1690.211

DISCLAIMER : This Report is **PRIVATE & CONFIDENTIAL** and it is prepared at the request of and for its use by the Subscriber only. The Subscriber shall use the contents of the Report merely as an aid to its business. Mira Inform Private Limited ("MIPL") has collated information/data in the Report, which have not been verified unless otherwise specifically mentioned in the Report. The Subscriber shall independently verify the accuracy and correctness of the information/data before in any way acting upon the same. MIPL shall not be liable for any harm, injury, loss or damage caused to the Subscriber due to default by the Subscriber's debtors/beneficiaries in fulfilling their obligations of any nature whatsoever. This Report or any of its portion shall not be used as a documentary evidence or otherwise before any investigative agencies or forum of law. This Report is confidential and proprietary to MIPL. The Subscriber and/or any other person(s) may not reproduce, publish or disclose any of the contents of the Report to others without the express authorization of MIPL. This Report is prepared and issued to the Subscriber without any risk, responsibility or liability on the part of MIPL or its officials.

(2) Current assets			
(a) Current investments	160.000	0.000	0.000
(b) Inventories	1271.602	1856.644	1485.624
(c) Trade receivables	623.961	301.318	308.295
(d) Cash and cash equivalents	262.272	353.098	772.509
(e) Short-term loans and advances	252.212	55.628	29.675
(f) Other current assets	9.750	2.723	3.809
Total Current Assets	2579.797	2569.411	2599.912
TOTAL	4669.584	4708.699	4290.123

PROFIT & LOSS ACCOUNT (STANDALONE)

PARTICULARS	31.03.2017	31.03.2016	31.03.2015
SALES			
Total Revenue from operations	17831.394	12459.284	12647.949
Other Income	107.142	114.128	117.679
TOTAL	17938.536	12573.412	12765.628
Less EXPENSES			
Cost of Materials Consumed	13086.806	9616.593	11624.584
Purchases of Stock-in-Trade	3556.015	1972.240	173.467
Changes in inventories of finished goods, work-in-progress and Stock-in-Trade	89.573	(302.319)	112.476
Employee benefit expense	129.214	108.010	88.434
CSR expenditure	0.824	0.000	0.000
Other expenses	847.740	738.061	659.982
TOTAL	17710.172	12132.585	12658.943
PROFIT/ (LOSS) BEFORE INTEREST, TAX, DEPRECIATION AND AMORTISATION	228.364	440.827	106.685
Less FINANCIAL EXPENSES	112.147	184.715	172.209
PROFIT / (LOSS) BEFORE TAX, DEPRECIATION AND AMORTISATION	116.217	256.112	(65.524)
Less DEPRECIATION/ AMORTISATION	168.369	129.779	130.744
PROFIT/ (LOSS) BEFORE TAX	(52.152)	126.333	(196.268)
Less TAX	0.000	0.000	0.000
PROFIT/ (LOSS) AFTER TAX	(52.152)	126.333	(196.268)

DISCLAIMER : This Report is **PRIVATE & CONFIDENTIAL** and it is prepared at the request of and for its use by the Subscriber only. The Subscriber shall use the contents of the Report merely as an aid to its business. Mira Inform Private Limited ("MIPL") has collated information/data in the Report, which have not been verified unless otherwise specifically mentioned in the Report. The Subscriber shall independently verify the accuracy and correctness of the information/data before in any way acting upon the same. MIPL shall not be liable for any harm, injury, loss or damage caused to the Subscriber due to default by the Subscriber's debtors/beneficiaries in fulfilling their obligations of any nature whatsoever. This Report or any of its portion shall not be used as a documentary evidence or otherwise before any investigative agencies or forum of law. This Report is confidential and proprietary to MIPL. The Subscriber and/or any other person(s) may not reproduce, publish or disclose any of the contents of the Report to others without the express authorization of MIPL. This Report is prepared and issued to the Subscriber without any risk, responsibility or liability on the part of MIPL or its officials.

Earnings / (Loss) Per Share (INR)	(0.34)	0.83	(1.30)
-----------------------------------	--------	------	--------

CURRENT MATURITIES OF LONG TERM DEBT DETAILS

Particulars	31.03.2017	31.03.2016	31.03.2015
Current Maturities of Long term debt	769.956	80.938	0.000
Net cash flows from (used in) operations	2161.961	(924.834)	241.802
Net cash flows from (used in) operating activities	2161.961	(924.834)	241.802

KEY RATIOS

EFFICIENCY RATIOS

PARTICULARS	31.03.2017	31.03.2016	31.03.2015
Average Collection Days (Sundry Debtors / Income * 365 Days)	12.77	8.83	8.90
Account Receivables Turnover (Income / Sundry Debtors)	28.58	41.35	41.03
Average Payment Days (Sundry Creditors / Purchases * 365 Days)	42.23	26.07	53.30
Inventory Turnover (Operating Income / Inventories)	0.18	0.24	0.07
Asset Turnover (Operating Income / Net Fixed Assets)	0.15	0.30	0.09

LEVERAGE RATIOS

PARTICULARS	31.03.2017	31.03.2016	31.03.2015
Debt Ratio ((Borrowing + Current Liabilities) / Total Assets)	0.93	0.77	0.76
Debt Equity Ratio (Total Liability / Networth)	1.37	2.26	1.30
Current Liabilities to Networth (Current Liabilities / Net Worth)	2.87	2.05	2.47
Fixed Assets to Networth	1.38	1.27	1.11

DISCLAIMER : This Report is **PRIVATE & CONFIDENTIAL** and it is prepared at the request of and for its use by the Subscriber only. The Subscriber shall use the contents of the Report merely as an aid to its business. Mira Inform Private Limited ("MIPL") has collated information/data in the Report, which have not been verified unless otherwise specifically mentioned in the Report. The Subscriber shall independently verify the accuracy and correctness of the information/data before in any way acting upon the same. MIPL shall not be liable for any harm, injury, loss or damage caused to the Subscriber due to default by the Subscriber's debtors/beneficiaries in fulfilling their obligations of any nature whatsoever. This Report or any of its portion shall not be used as a documentary evidence or otherwise before any investigative agencies or forum of law. This Report is confidential and proprietary to MIPL. The Subscriber and/or any other person(s) may not reproduce, publish or disclose any of the contents of the Report to others without the express authorization of MIPL. This Report is prepared and issued to the Subscriber without any risk, responsibility or liability on the part of MIPL or its officials.

(Net Fixed Assets / Networth)			
Interest Coverage Ratio (PBIT / Financial Charges)	2.04	2.39	0.62

PROFITABILITY RATIOS

PARTICULARS		31.03.2017	31.03.2016	31.03.2015
PAT to Sales ((PAT / Sales) * 100)	%	(0.29)	1.01	(1.55)
Return on Total Assets ((PAT / Total Assets) * 100)	%	(1.12)	2.68	(4.57)
Return on Investment (ROI) ((PAT / Networth) * 100)	%	(4.74)	10.97	(19.15)

SOLVENCY RATIOS

PARTICULARS		31.03.2017	31.03.2016	31.03.2015
Current Ratio (Current Assets / Current Liabilities)		0.82	1.09	1.03
Quick Ratio ((Current Assets – Inventories) / Current Liabilities)		0.42	0.30	0.44
G-Score Ratio Financial (Networth / Total Assets)		0.24	0.24	0.24
G-Score Ratio Debt (Debts / Equity Capital)		0.99	1.71	1.03
G-Score Ratio Liquidity (Total Current Assets / Total Current Liabilities)		0.82	1.09	1.03

Total Liability = Short-term Debt + Long-term Debt + Current Maturities of Long-term debts

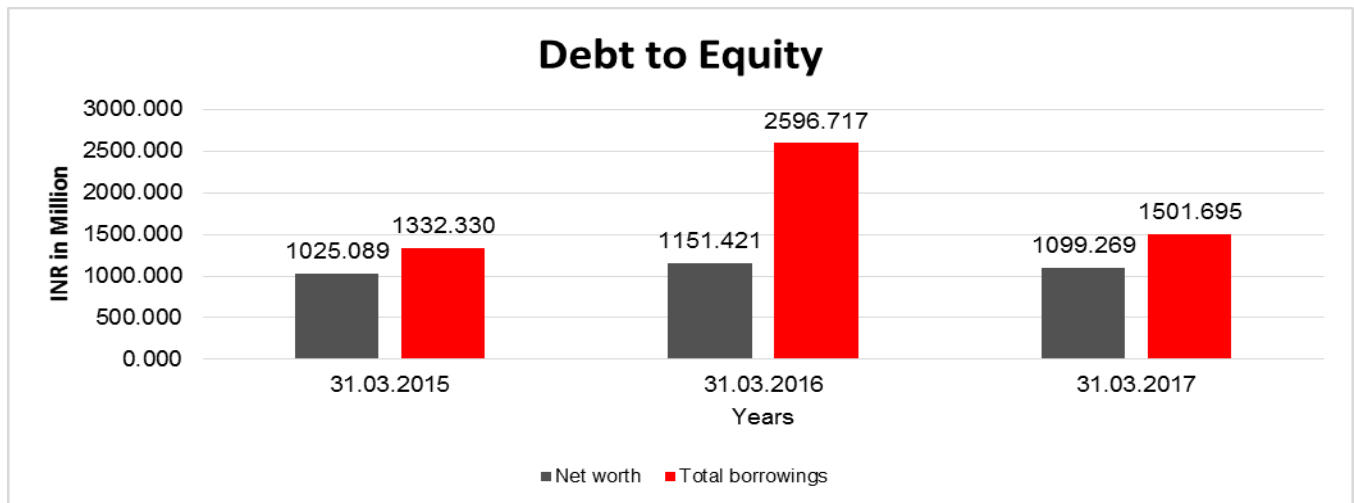
FINANCIAL ANALYSIS
[all figures are in INR Million]

DEBT EQUITY RATIO

Particular	31.03.2015 (INR In Million)	31.03.2016 (INR In Million)	31.03.2017 (INR In Million)
Share Capital	1296.418	1514.545	1514.545
Reserves & Surplus	(520.169)	(363.124)	(415.276)
Share Application money pending allotment	248.840	0.000	0.000
Net worth	1025.089	1151.421	1099.269

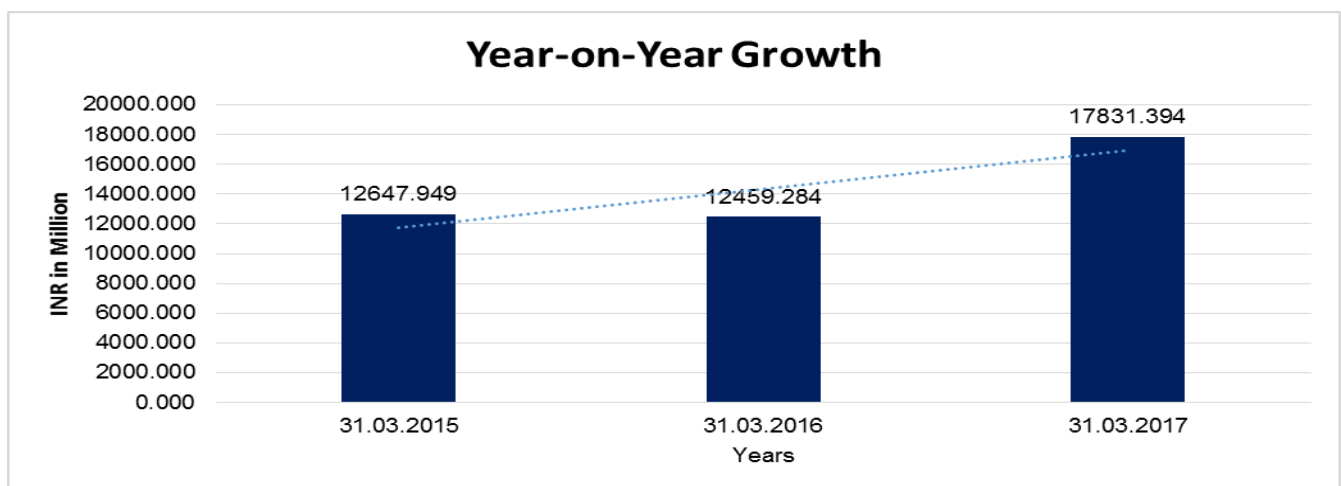
DISCLAIMER : This Report is **PRIVATE & CONFIDENTIAL** and it is prepared at the request of and for its use by the Subscriber only. The Subscriber shall use the contents of the Report merely as an aid to its business. Mira Inform Private Limited ("MIPL") has collated information/data in the Report, which have not been verified unless otherwise specifically mentioned in the Report. The Subscriber shall independently verify the accuracy and correctness of the information/data before in any way acting upon the same. MIPL shall not be liable for any harm, injury, loss or damage caused to the Subscriber due to default by the Subscriber's debtors/beneficiaries in fulfilling their obligations of any nature whatsoever. This Report or any of its portion shall not be used as a documentary evidence or otherwise before any investigative agencies or forum of law. This Report is confidential and proprietary to MIPL. The Subscriber and/or any other person(s) may not reproduce, publish or disclose any of the contents of the Report to others without the express authorization of MIPL. This Report is prepared and issued to the Subscriber without any risk, responsibility or liability on the part of MIPL or its officials.

Long-term borrowings	728.415	1184.899	400.000
Short term borrowings	603.915	1330.880	331.739
Current maturities of long-term debts	0.000	80.938	769.956
Total borrowings	1332.330	2596.717	1501.695
Debt/Equity ratio	1.300	2.255	1.366



YEAR-ON-YEAR GROWTH

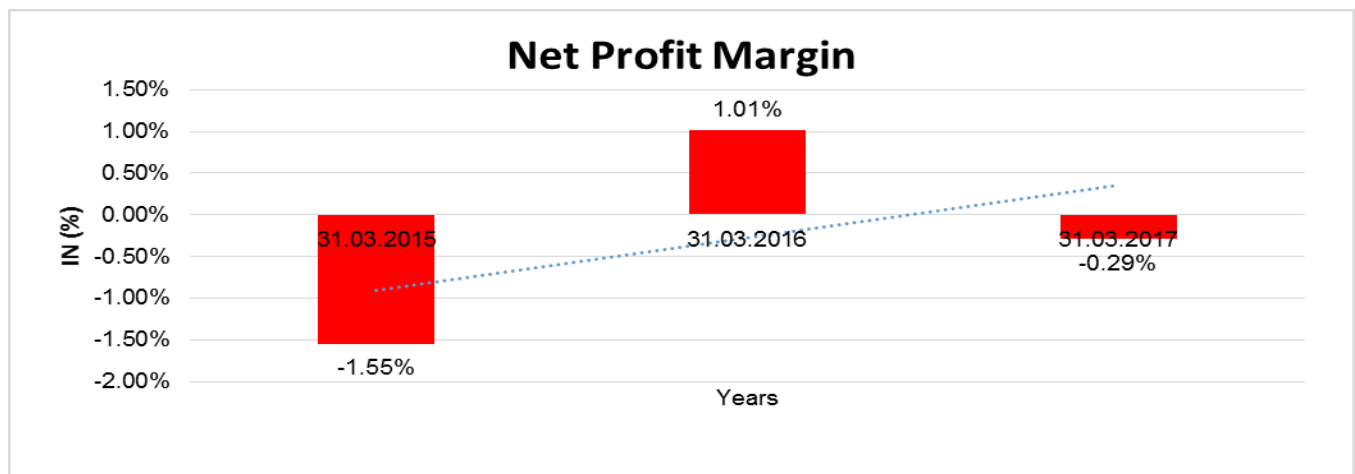
Year on Year Growth	31.03.2015 (INR In Million)	31.03.2016 (INR In Million)	31.03.2017 (INR In Million)
Sales	12647.949	12459.284	17831.394
		(1.492)	43.117



DISCLAIMER : This Report is **PRIVATE & CONFIDENTIAL** and it is prepared at the request of and for its use by the Subscriber only. The Subscriber shall use the contents of the Report merely as an aid to its business. Mira Inform Private Limited ("MIPL") has collated information/data in the Report, which have not been verified unless otherwise specifically mentioned in the Report. The Subscriber shall independently verify the accuracy and correctness of the information/data before in any way acting upon the same. MIPL shall not be liable for any harm, injury, loss or damage caused to the Subscriber due to default by the Subscriber's debtors/beneficiaries in fulfilling their obligations of any nature whatsoever. This Report or any of its portion shall not be used as a documentary evidence or otherwise before any investigative agencies or forum of law. This Report is confidential and proprietary to MIPL. The Subscriber and/or any other person(s) may not reproduce, publish or disclose any of the contents of the Report to others without the express authorization of MIPL. This Report is prepared and issued to the Subscriber without any risk, responsibility or liability on the part of MIPL or its officials.

NET PROFIT MARGIN

Net Profit Margin	31.03.2015	31.03.2016	31.03.2017
	(INR In Million)	(INR In Million)	(INR In Million)
Sales	12647.949	12459.284	17831.394
Profit/ (Loss)	(196.268)	126.333	(52.152)
	(1.55 %)	1.01 %	(0.29 %)



ABRIDGED BALANCE SHEET (CONSOLIDATED)

SOURCES OF FUNDS	31.03.2017	31.03.2016
I. EQUITY AND LIABILITIES		
(1) Shareholders' Funds		
(a) Share Capital	1514.545	1514.545
(b) Reserves and Surplus	(597.432)	(507.588)
(c) Money received against share warrants	0.000	0.000
(d) Minority interest	0.000	0.000
(2) Share Application money pending allotment	0.000	0.000
Total Shareholders' Funds (1) + (2)	917.113	1006.957
(3) Non-Current Liabilities		
(a) long-term borrowings	400.000	1184.898
(b) Deferred tax liabilities (Net)	0.000	0.000
(c) Other long-term liabilities	0.000	0.000
(d) long-term provisions	19.862	13.278
Total Non-current Liabilities (3)	419.862	1198.176
(4) Current Liabilities		

DISCLAIMER : This Report is **PRIVATE & CONFIDENTIAL** and it is prepared at the request of and for its use by the Subscriber only. The Subscriber shall use the contents of the Report merely as an aid to its business. Mira Inform Private Limited ("MIPL") has collated information/data in the Report, which have not been verified unless otherwise specifically mentioned in the Report. The Subscriber shall independently verify the accuracy and correctness of the information/data before in any way acting upon the same. MIPL shall not be liable for any harm, injury, loss or damage caused to the Subscriber due to default by the Subscriber's debtors/beneficiaries in fulfilling their obligations of any nature whatsoever. This Report or any of its portion shall not be used as a documentary evidence or otherwise before any investigative agencies or forum of law. This Report is confidential and proprietary to MIPL. The Subscriber and/or any other person(s) may not reproduce, publish or disclose any of the contents of the Report to others without the express authorization of MIPL. This Report is prepared and issued to the Subscriber without any risk, responsibility or liability on the part of MIPL or its officials.

(a) Short-term borrowings		331.739	1377.654
(b) Trade payables		2128.401	1035.848
(c) Other current liabilities		912.376	221.497
(d) Short-term provisions		0.906	0.741
Total Current Liabilities (4)		3373.422	2635.740
TOTAL		4710.397	4840.873
II. ASSETS			
(1) Non-current assets			
(a) Fixed Assets			
(i) Tangible assets		1627.061	1091.071
(ii) Intangible Assets		2.272	2.969
(iii) Tangible assets capital work-in-progress		22.489	520.219
(iv) Intangible assets under development		0.000	0.000
(b) Non-current Investments		1.250	0.000
(c) Deferred tax assets (net)		0.000	0.000
(d) Long-term loans and advances		216.153	386.755
(e) Other Non-current assets		12.491	21.421
Total Non-Current Assets		1881.716	2022.435
(2) Current assets			
(a) Current investments		160.000	0.000
(b) Inventories		1328.949	2076.005
(c) Trade receivables		678.007	311.950
(d) Cash and bank balances		385.506	357.918
(e) Short-term loans and advances		265.756	68.813
(f) Other current assets		10.463	3.752
Total Current Assets		2828.681	2818.438
TOTAL		4710.397	4840.873

PROFIT & LOSS ACCOUNT (CONSOLIDATED)

	PARTICULARS	31.03.2017	31.03.2016
	SALES		
	Total Revenue from operations	19944.215	13696.991
	Other Income	116.280	116.723
	TOTAL	20060.495	13813.714
Less	EXPENSES		
	Cost of Materials Consumed	13008.995	9616.593
	Purchases of Stock-in-Trade	5518.377	3397.182
	Changes in inventories of finished goods, work-in-progress and Stock-in-Trade	255.269	(520.343)

DISCLAIMER : This Report is **PRIVATE & CONFIDENTIAL** and it is prepared at the request of and for its use by the Subscriber only. The Subscriber shall use the contents of the Report merely as an aid to its business. Mira Inform Private Limited ("MIPL") has collated information/data in the Report, which have not been verified unless otherwise specifically mentioned in the Report. The Subscriber shall independently verify the accuracy and correctness of the information/data before in any way acting upon the same. MIPL shall not be liable for any harm, injury, loss or damage caused to the Subscriber due to default by the Subscriber's debtors/beneficiaries in fulfilling their obligations of any nature whatsoever. This Report or any of its portion shall not be used as a documentary evidence or otherwise before any investigative agencies or forum of law. This Report is confidential and proprietary to MIPL. The Subscriber and/or any other person(s) may not reproduce, publish or disclose any of the contents of the Report to others without the express authorization of MIPL. This Report is prepared and issued to the Subscriber without any risk, responsibility or liability on the part of MIPL or its officials.

	Employee benefit expense		135.647	113.458
	Other expenses		913.314	791.686
	TOTAL		19831.602	13398.576
	PROFIT/ (LOSS) BEFORE INTEREST, TAX, DEPRECIATION AND AMORTISATION		228.893	415.138
Less	FINANCIAL EXPENSES		123.717	189.640
	PROFIT / (LOSS) BEFORE TAX, DEPRECIATION AND AMORTISATION		105.176	225.498
Less	DEPRECIATION/ AMORTISATION		195.020	152.942
	PROFIT/ (LOSS) BEFORE TAX		(89.844)	72.556
Less	TAX		0.000	0.000
	PROFIT/ (LOSS) AFTER TAX		(89.844)	72.556
	Earnings / (Loss) Per Share (INR)		(0.59)	0.48

LOCAL AGENCY FURTHER INFORMATION

Sr. No.	Check list by info agents	Available in Report (Yes/No)
1	Year of establishment	Yes
2	Constitution of the entity -Incorporation details	Yes
3	Locality of the entity	Yes
4	Premises details	No
5	Buyer visit details	--
6	Contact numbers	Yes
7	Name of the person contacted	No
8	Designation of contact person	No
9	Promoter's background	Yes
10	Date of Birth of Proprietor / Partners / Directors	Yes
11	Pan Card No. of Proprietor / Partners	No
12	Voter Id Card No. of Proprietor / Partners	No
13	Type of business	Yes
14	Line of Business	Yes
15	Export/import details (if applicable)	No
16	No. of employees	No
17	Details of sister concerns	Yes
18	Major suppliers	No

DISCLAIMER : This Report is **PRIVATE & CONFIDENTIAL** and it is prepared at the request of and for its use by the Subscriber only. The Subscriber shall use the contents of the Report merely as an aid to its business. Mira Inform Private Limited ("MIPL") has collated information/data in the Report, which have not been verified unless otherwise specifically mentioned in the Report. The Subscriber shall independently verify the accuracy and correctness of the information/data before in any way acting upon the same. MIPL shall not be liable for any harm, injury, loss or damage caused to the Subscriber due to default by the Subscriber's debtors/beneficiaries in fulfilling their obligations of any nature whatsoever. This Report or any of its portion shall not be used as a documentary evidence or otherwise before any investigative agencies or forum of law. This Report is confidential and proprietary to MIPL. The Subscriber and/or any other person(s) may not reproduce, publish or disclose any of the contents of the Report to others without the express authorization of MIPL. This Report is prepared and issued to the Subscriber without any risk, responsibility or liability on the part of MIPL or its officials.

19	Major customers	No
20	Banking Details	Yes
21	Banking facility details	Yes
22	Conduct of the banking account	--
23	Financials, if provided	Yes
24	Capital in the business	Yes
25	Last accounts filed at ROC, if applicable	Yes
26	Turnover of firm for last three years	Yes
27	Reasons for variation <> 20%	--
28	Estimation for coming financial year	No
29	Profitability for last three years	Yes
30	Major shareholders, if available	Yes
31	External Agency Rating, if available	No
32	Litigations that the firm/promoter involved in	--
33	Market information	--
34	Payments terms	No
35	Negative Reporting by Auditors in the Annual Report	No

UNSECURED LOANS:

PARTICULARS	31.03.2017 INR In Million	31.03.2016 INR In Million
LONG TERM BORROWINGS		
Borrowing from foreign companies	0.000	663.329
Total	0.000	663.329

INDEX OF CHARGES:

S No	SRN	Charge Id	Charge Holder Name	Date of Creation	Date of Modification	Date of Satisfaction	Amount	Address
1	G9404 1324	100192 085	THE HONGKONG AND SHANGHAI BANKING CORPORATION LIMITED	27/06/2018	-	-	309375000.0	RAJALAKSHMI NO 5&7 CATHEDRAL ROAD CHENNAI TN600086IN
2	G5294 7967	100121 613	DBS BANK LTD	24/08/2017	-	-	650000000.0	DLF CAPITOL POINT, GROUND FLOOR AND FIRST FLOOR BABA

DISCLAIMER : This Report is **PRIVATE & CONFIDENTIAL** and it is prepared at the request of and for its use by the Subscriber only. The Subscriber shall use the contents of the Report merely as an aid to its business. Mira Inform Private Limited ("MIPL") has collated information/data in the Report, which have not been verified unless otherwise specifically mentioned in the Report. The Subscriber shall independently verify the accuracy and correctness of the information/data before in any way acting upon the same. MIPL shall not be liable for any harm, injury, loss or damage caused to the Subscriber due to default by the Subscriber's debtors/beneficiaries in fulfilling their obligations of any nature whatsoever. This Report or any of its portion shall not be used as a documentary evidence or otherwise before any investigative agencies or forum of law. This Report is confidential and proprietary to MIPL. The Subscriber and/or any other person(s) may not reproduce, publish or disclose any of the contents of the Report to others without the express authorization of MIPL. This Report is prepared and issued to the Subscriber without any risk, responsibility or liability on the part of MIPL or its officials.

								KHARAK SINGH MARG, CONNAUGHT PLACE NEW DELHI DL110001IN
3	C6113 5927	105847 56	THE HONGKONG AND SHANGHAI BANKING CORPORATION LIMITED	16/07/2015	-	-	102000000.0	NO. 30 RAJAJI SALAI CHENNAI TN600001IN
4	G9403 9328	102865 39	THE HONGKONG AND SHANGHAI BANKING CORPORATION LIMITED	29/03/2011	27/06/2018	-	2415000000.0	RAJALAKSHMI NO 5&7 CATHEDRAL ROAD CHENNAI TN600086IN
5	G9404 0862	102312 40	THE HONGKONG AND SHANGHAI BANKING CORPORATION LIMITED	26/07/2010	27/06/2018	-	400000000.0	RAJALAKSHMI NO 5&7 CATHEDRAL ROAD CHENNAI TN600086IN

FIXED ASSETS:

- Land
- Building
- Plant and Machinery
- Furniture and Fixture
- Office Equipment
- Computer
- Vehicles

CMT REPORT (Corruption, Money Laundering & Terrorism]

The Public Notice information has been collected from various sources including but not limited to: ***The Courts, India Prisons Service, Interpol, etc.***

1] INFORMATION ON DESIGNATED PARTY

No records exist designating subject or any of its beneficial owners, controlling shareholders or senior officers as terrorist or terrorist organization or whom notice had been received that all financial transactions involving their assets have been blocked or convicted, found guilty or against whom a judgement or order had been entered in a proceedings for violating money-laundering, anti-corruption or bribery or international economic or anti-terrorism sanction laws or whose assets were seized, blocked, frozen or ordered forfeited for violation of money laundering or international anti-terrorism laws.

2] Court Declaration :

No records exist to suggest that subject is or was the subject of any formal or informal allegations, prosecutions or other official proceeding for making any prohibited payments or other improper payments to government officials for engaging in prohibited transactions or with designated parties.

3] Asset Declaration :

No records exist to suggest that the property or assets of the subject are derived from criminal conduct or a prohibited transaction.

4] Record on Financial Crime :

Charges or conviction registered against subject: **None**

5] Records on Violation of Anti-Corruption Laws :

Charges or investigation registered against subject: **None**

6] Records on Int'l Anti-Money Laundering Laws/Standards :

Charges or investigation registered against subject: **None**

7] Criminal Records

No available information exist that suggest that subject or any of its principals have been formally charged or convicted by a competent governmental authority for any financial crime or under any formal investigation by a competent government authority for any violation of anti-corruption laws or international anti-money laundering laws or standard.

8] Affiliation with Government :

No record exists to suggest that any director or indirect owners, controlling shareholders, director, officer or employee of the company is a government official or a family member or close business associate of a Government official.

9] Compensation Package :

Our market survey revealed that the amount of compensation sought by the subject is fair and reasonable and comparable to compensation paid to others for similar services.

10] Press Report :

No press reports / filings exists on the subject.

CORPORATE GOVERNANCE

MIRA INFORM as part of its Due Diligence do provide comments on Corporate Governance to identify management and governance. These factors often have been predictive and in some cases have created vulnerabilities to credit deterioration.

Our Governance Assessment focuses principally on the interactions between a company's management, its Board of Directors, Shareholders and other financial stakeholders.

CONTRAVENTION

Subject is not known to have contravened any existing local laws, regulations or policies that prohibit, restrict or otherwise affect the terms and conditions that could be included in the agreement with the subject.

FOREIGN EXCHANGE RATES

Currency	Unit	INR
US Dollar	1	INR 72.55
UK Pound	1	INR 94.94
Euro	1	INR 84.40

INFORMATION DETAILS

Information Gathered by :	SHR
Analysis Done by :	DIV
Report Prepared by :	NKT

SCORE FACTORS

DEMERIT POINTS		
--BANK CHARGES	YES/NO	YES
--LITIGATION	YES/NO	NO
--OTHER ADVERSE INFORMATION	YES/NO	NO
MERIT POINTS		
--SOLE DISTRIBUTORSHIP	YES/NO	NO
--EXPORT ACTIVITIES	YES/NO	NO
--AFFILIATION	YES/NO	YES
--LISTED	YES/NO	NO
--OTHER MERIT FACTORS	YES/NO	YES

RATING EXPLANATIONS

Credit Rating	Explanation	Rating Comments
A++	Minimum Risk	Business dealings permissible with minimum risk of default
A+	Low Risk	Business dealings permissible with low risk of default
A	Acceptable Risk	Business dealings permissible with moderate risk of default
B	Medium Risk	Business dealings permissible on a regular monitoring basis
C	Medium High Risk	Business dealings permissible preferably on secured basis
D	High Risk	Business dealing not recommended or on secured terms only
NB	New Business	No recommendation can be done due to business in infancy stage
NT	No Trace	No recommendation can be done as the business is not traceable

NB is stated where there is insufficient information to facilitate rating. However, it is not to be considered as unfavourable.

This score serves as a reference to assess SC's credit risk and to set the amount of credit to be extended. It is calculated from a composite of weighted scores obtained from each of the major sections of this report. The assessed factors are as follows:

- Financial condition covering various ratios
- Company background and operations size
- Promoters / Management background
- Payment record
- Litigation against the subject
- Industry scenario / competitor analysis
- Supplier / Customer / Banker review (wherever available)

DISCLAIMER : This Report is **PRIVATE & CONFIDENTIAL** and it is prepared at the request of and for its use by the Subscriber only. The Subscriber shall use the contents of the Report merely as an aid to its business. Mira Inform Private Limited ("MIPL") has collated information/data in the Report, which have not been verified unless otherwise specifically mentioned in the Report. The Subscriber shall independently verify the accuracy and correctness of the information/data before in any way acting upon the same. MIPL shall not be liable for any harm, injury, loss or damage caused to the Subscriber due to default by the Subscriber's debtors/beneficiaries in fulfilling their obligations of any nature whatsoever. This Report or any of its portion shall not be used as a documentary evidence or otherwise before any investigative agencies or forum of law. This Report is confidential and proprietary to MIPL. The Subscriber and/or any other person(s) may not reproduce, publish or disclose any of the contents of the Report to others without the express authorization of MIPL. This Report is prepared and issued to the Subscriber without any risk, responsibility or liability on the part of MIPL or its officials.