

MIRA INFORM REPORT

Report No. :	530500
Report Date :	19.09.2018

IDENTIFICATION DETAILS

Name :	CORAMANDEL LIMITED
Registered Office :	Coramandel, First Floor, Office Suite 240 Earls Court Road Sw5 9aa
Country :	United Kingdom
Financials (as on) :	30.04.2018
Date of Incorporation :	27.01.1992
Com. Reg. No.:	02681510
Legal Form :	Private Limited with Share Capital
Line of Business :	Wholesale of pharmaceutical goods Importers and exports commission agents.
No. of Employees :	2

RATING & COMMENTS

(Mira Inform has adopted New Rating mechanism w.e.f. 23rd January 2017)

MIRA's Rating :	B
------------------------	---

Credit Rating	Explanation	Rating Comments
B	Medium Risk	Business dealings permissible on a regular monitoring basis

Status :	Moderate
Payment Behaviour :	Unknown
Litigation :	Clear

NOTES :

DISCLAIMER : This Report is **PRIVATE & CONFIDENTIAL** and it is prepared at the request of and for its use by the Subscriber only. The Subscriber shall use the contents of the Report merely as an aid to its business. Mira Inform Private Limited ("MIPL") has collated information/data in the Report, which have not been verified unless otherwise specifically mentioned in the Report. The Subscriber shall independently verify the accuracy and correctness of the information/data before in any way acting upon the same. MIPL shall not be liable for any harm, injury, loss or damage caused to the Subscriber due to default by the Subscriber's debtors/beneficiaries in fulfilling their obligations of any nature whatsoever. This Report or any of its portion shall not be used as a documentary evidence or otherwise before any investigative agencies or forum of law. This Report is confidential and proprietary to MIPL. The Subscriber and/or any other person(s) may not reproduce, publish or disclose any of the contents of the Report to others without the express authorization of MIPL. This Report is prepared and issued to the Subscriber without any risk, responsibility or liability on the part of MIPL or its officials.

Any query related to this report can be made on e-mail : infodept@mirainform.com while quoting report number, name and date.

ECGC Country Risk Classification List

Country Name	Previous Rating (31.12.2017)	Current Rating (01.04.2018)
United Kingdom	A1	A1

Risk Category	ECGC Classification
Insignificant	A1
Low Risk	A2
Moderately Low Risk	B1
Moderate Risk	B2
Moderately High Risk	C1
High Risk	C2
Very High Risk	D

UNITED KINGDOM - ECONOMIC OVERVIEW

The UK, a leading trading power and financial center, is the third largest economy in Europe after Germany and France. Agriculture is intensive, highly mechanized, and efficient by European standards, producing about 60% of food needs with less than 2% of the labor force. The UK has large coal, natural gas, and oil resources, but its oil and natural gas reserves are declining; the UK has been a net importer of energy since 2005. Services, particularly banking, insurance, and business services, are key drivers of British GDP growth. Manufacturing, meanwhile, has declined in importance but still accounts for about 10% of economic output.

In 2008, the global financial crisis hit the economy particularly hard, due to the importance of its financial sector. Falling home prices, high consumer debt, and the global economic slowdown compounded the UK's economic problems, pushing the economy into recession in the latter half of 2008 and prompting the then BROWN (Labour) government to implement a number of measures to stimulate the economy and stabilize the financial markets. Facing burgeoning public deficits and debt levels, in 2010 the then CAMERON-led coalition government (between Conservatives and Liberal Democrats) initiated an austerity program, which has continued under the Conservative government. However, the deficit still remains one of the highest in the G7, standing at 3.6% of GDP as of 2017, and the UK has pledged to lower its corporation tax from 20% to 17% by 2020. The UK had a debt burden of 90.4% GDP at the end of 2017.

The UK economy has begun to slow since the referendum vote to leave the EU in June 2016. A sustained depreciation of the British pound has increased consumer and producer prices, weighing on consumer spending without spurring a meaningful increase in exports. The UK has an extensive trade relationship with other EU members through its single market membership, and economic observers have warned the exit will jeopardize its position as the central location for European financial services. Prime Minister MAY is seeking a new "deep and special" trade relationship with the EU following the UK's exit. However, economists doubt that the UK will be able to preserve the benefits of EU membership without the obligations. The UK is expected to officially leave the EU by the end of March 2019.

Source : CIA

COMPANY NAME AND ADDRESS

Company Name: **CORAMANDEL LIMITED**
Company No: **02681510**
Company Status: **Active - Accounts Filed**

COMPANY SUMMARY

Registered Address CORAMANDEL,
FIRST FLOOR, OFFICE SUITE
240 EARLS COURT ROAD
SW5 9AA

Trading Address First Floor, Office Suite
Coramandel
240 Earls Court Road
London
SW5 9AA

Website Address -
Telephone Number 02073734313
Fax Number -
TPS No
FPS Yes
Incorporation Date 27/01/1992
Previous Name -
Type Private limited with Share Capital
FTSE Index -
Date of Change -
Filing Date of Accounts 24/07/2018
Currency GBP
Share Capital £25,000
SIC07 46460
Charity Number -
SIC07 Description WHOLESALE OF PHARMACEUTICAL GOODS
Principal Activity Importers and exports commission agents.

ADDITIONAL INFORMATION

CCJ's 0 (£0)
No CCJ Information To Display -
Ultimate Holding Company -
Accountant PARKER RANDALL LLP
Mortgages 3

Group	0 companies
Linkages	0 companies
Countries	In 0 countries

KEY FINANCIALS

Year to Date	Turnover	Pre Tax Profit	Shareholder's Funds	Employees
30/04/2018	-	-	£17,015	2
30/04/2017	-	-	£19,323	2
30/04/2016	-	-	-£23,052	-

MORTGAGE SUMMARY

Total Mortgage	3
Outstanding	3
Satisfied	0

TRADE DEBTORS / BAD DEBT SUMMARY

Total Number of Documented Trade	0
Total Value of Documented Trade	£0

COMMENTARY

The latest Balance Sheet indicates a very positive net working capital position.

The high debt/equity ratio indicates that assets are funded primarily by creditors rather than equity/reinvested profits.

This company trades in an industry with a moderate level of corporate failures.

CCJ

Total Number of Exact CCJs -	0	Total Value of Exact CCJs -
Total Number of Possible CCJs -	0	Total Value of Possible CCJs -
Total Number of Satisfied CCJs -	0	Total Value of Satisfied CCJs -
Total Number of Writs -	-	

DISCLAIMER : This Report is **PRIVATE & CONFIDENTIAL** and it is prepared at the request of and for its use by the Subscriber only. The Subscriber shall use the contents of the Report merely as an aid to its business. Mira Inform Private Limited ("MIPL") has collated information/data in the Report, which have not been verified unless otherwise specifically mentioned in the Report. The Subscriber shall independently verify the accuracy and correctness of the information/data before in any way acting upon the same. MIPL shall not be liable for any harm, injury, loss or damage caused to the Subscriber due to default by the Subscriber's debtors/beneficiaries in fulfilling their obligations of any nature whatsoever. This Report or any of its portion shall not be used as a documentary evidence or otherwise before any investigative agencies or forum of law. This Report is confidential and proprietary to MIPL. The Subscriber and/or any other person(s) may not reproduce, publish or disclose any of the contents of the Report to others without the express authorization of MIPL. This Report is prepared and issued to the Subscriber without any risk, responsibility or liability on the part of MIPL or its officials.

CURRENT DIRECTORS

Title	Mr	Function	Director
Name	Yogendrabhai Natvarlal Patel	Nationality	British
Date of Birth	07/1946	Present Appointments	1
Latest Address	Coramandel,, First Floor, Office Suite, 240 Earls Court Road, London	Appointment Date	16/06/1997
Post Code	SW5 9AA		

CURRENT COMPANY SECRETARY




Title		Function	Company Secretary
Name	Jyotindra Chimanlal Dave	Nationality	British
Date of Birth	12/1945	Present Appointments	6
Latest Address	7 Windsor Crescent, Harrow, Middlesex	Appointment Date	03/07/2000
Post Code	HA2 8QJ		

TOP SHAREHOLDERS

Name	Currency	Share Count	Share Type	Nominal Value	% of Total Share Count
MR HARI LAL JALAN	GBP	25,000	ORDINARY	1	100

FINANCIALS













Profit & Loss

	Date Of Accounts	30/04/18 (%)	30/04/17 (%)	30/04/16 (%)	30/04/15 (%)	30/04/14
	Weeks	52 (%)	52 (%)	52 (%)	52 (%)	52
	Currency	GBP (%)	GBP (%)	GBP (%)	GBP (%)	GBP
	Consolidated A/cs	N (%)	N (%)	N (%)	N (%)	N
	Turnover	-	-	-	-	-
	Export	-	-	-	-	-
	Cost of Sales	-	-	-	-	-










DISCLAIMER : This Report is **PRIVATE & CONFIDENTIAL** and it is prepared at the request of and for its use by the Subscriber only. The Subscriber shall use the contents of the Report merely as an aid to its business. Mira Inform Private Limited ("MIPL") has collated information/data in the Report, which have not been verified unless otherwise specifically mentioned in the Report. The Subscriber shall independently verify the accuracy and correctness of the information/data before in any way acting upon the same. MIPL shall not be liable for any harm, injury, loss or damage caused to the Subscriber due to default by the Subscriber's debtors/beneficiaries in fulfilling their obligations of any nature whatsoever. This Report or any of its portion shall not be used as a documentary evidence or otherwise before any investigative agencies or forum of law. This Report is confidential and proprietary to MIPL. The Subscriber and/or any other person(s) may not reproduce, publish or disclose any of the contents of the Report to others without the express authorization of MIPL. This Report is prepared and issued to the Subscriber without any risk, responsibility or liability on the part of MIPL or its officials.

CORAMANDEL LIMITED - 530500

PAGE NO. : 7

	Gross Profit	-	-	-	-	-	-	-	-	-
	Wages & Salaries	-	-	-	-	-	-	-	-	-
	Directors Emoluments	-	-	-	-	-	-	-	-	-
	Operating Profit	-	-	-	-	-	-	-	-	-
	Depreciation	£233	130.7%	£101	-	£120	-	£141	-	£163
					15.8%		14.9%		13.5%	
	Audit Fees	-	-	-	-	-	-	-	-	-
	Interest Payments	-	-	-	-	-	-	-	-	-
	Pre Tax Profit	-	-	-	-	-	-	-	-	-
	Taxation	-	-	-	-	-	-	-	-	-
	Profit After Tax	-	-	-	-	-	-	-	-	-
	Dividends Payable	-	-	-	-	-	-	-	-	-
	Retained Profit	-	-	-	-	-	-	-	-	-









Balance Sheet

	Date Of Accounts	30/04/18	(%)	30/04/17	(%)	30/04/16	(%)	30/04/15	(%)	30/04/14
	Tangible Assets	£1,323	129.3 %	£577	- 14.9%	£678	-15%	£798	-15%	£939
	Intangible Assets	0	-	0	-	0	-	0	-	0
	Total Fixed Assets	£1,323	129.3 %	£577	- 14.9%	£678	-15%	£798	-15%	£939
	Stock	0	-	0	-	0	-	0	-	0
	Trade Debtors	£2,761,731	10.4%	£2,500,565	-8.7%	£2,739,499	117.8 %	£1,257,773	- 29.4 %	£1,781,263
	Cash	£484,438	4%	£465,610	179.7 %	£166,471	999.9 %	£12,775	- 49.6 %	£25,352
	Other Debtors	£52,165	214.8 %	£16,571	- 75.8%	£68,359	-	0	-	0
	Miscellaneous Current Assets	0	-	0	-	0	-	0	-	0
	Total Current Assets	£3,298,334	10.6%	£2,982,746	0.3%	£2,974,329	134.1 %	£1,270,548	- 29.7 %	£1,806,615






DISCLAIMER : This Report is **PRIVATE & CONFIDENTIAL** and it is prepared at the request of and for its use by the Subscriber only. The Subscriber shall use the contents of the Report merely as an aid to its business. Mira Inform Private Limited ("MIPL") has collated information/data in the Report, which have not been verified unless otherwise specifically mentioned in the Report. The Subscriber shall independently verify the accuracy and correctness of the information/data before in any way acting upon the same. MIPL shall not be liable for any harm, injury, loss or damage caused to the Subscriber due to default by the Subscriber's debtors/beneficiaries in fulfilling their obligations of any nature whatsoever. This Report or any of its portion shall not be used as a documentary evidence or otherwise before any investigative agencies or forum of law. This Report is confidential and proprietary to MIPL. The Subscriber and/or any other person(s) may not reproduce, publish or disclose any of the contents of the Report to others without the express authorization of MIPL. This Report is prepared and issued to the Subscriber without any risk, responsibility or liability on the part of MIPL or its officials.

CORAMANDEL LIMITED - 530500


PAGE NO. : 8

	Trade Creditors	£2,145,328	20.1%	£1,786,162	4.1%	£1,715,215	999.9%	£62,827	-90.7%	£673,395
	Bank Loans & Overdrafts	0	-	0	-	0	-	0	-	0
	Other Short Term Finance	0	-	0	-	0	-	0	-	0
	Miscellaneous Current Liabilities	£1,175	-24.1%	£1,548	47.4%	£1,050	-	0	-	0
	Total Current Liabilities	£2,146,503	20.1%	£1,787,710	4.2%	£1,716,265	999.9%	£62,827	-90.7%	£673,395
	Bank Loans & Overdrafts and LTL	£1,136,139	-3.4%	£1,176,290	-8.2%	£1,281,794	3.4%	£1,239,444	-3.5%	£1,284,294
	Other Long Term Finance	0	-	0	-	0	-	0	-	0
	Total Long Term Liabilities	£1,136,139	-3.4%	£1,176,290	-8.2%	£1,281,794	3.4%	£1,239,444	-3.5%	£1,284,294

Capital & Reserves

	Date Of Accounts	30/04/18	(%)	30/04/17	(%)	30/04/16	(%)	30/04/15	(%)	30/04/14
	Called Up Share Capital	£25,000	-	£25,000	-	£25,000	-	£25,000	-	£25,000
	P & L Account Reserve	-£7,985	-40.7%	-£5,677	88.2%	-£48,052	14.1%	-£55,925	68.1%	-£175,135
	Revaluation Reserve	-	-	-	-	-	-	-	-	-
	Sundry Reserves	-	-	-	-	-	-	-	-	-
	Shareholder Funds	£17,015	-11.9%	£19,323	183.8%	-£23,052	25.5%	-£30,925	79.4%	-£150,135





Other Financial Items

	Date Of Accounts	30/04/18	(%)	30/04/17	(%)	30/04/16	(%)	30/04/15	(%)	30/04/14
	Net Worth	£17,015	-11.9%	£19,323	183.8%	-£23,052	25.5%	-£30,925	79.4%	-£150,135





DISCLAIMER : This Report is **PRIVATE & CONFIDENTIAL** and it is prepared at the request of and for its use by the Subscriber only. The Subscriber shall use the contents of the Report merely as an aid to its business. Mira Inform Private Limited ("MIPL") has collated information/data in the Report, which have not been verified unless otherwise specifically mentioned in the Report. The Subscriber shall independently verify the accuracy and correctness of the information/data before in any way acting upon the same. MIPL shall not be liable for any harm, injury, loss or damage caused to the Subscriber due to default by the Subscriber's debtors/beneficiaries in fulfilling their obligations of any nature whatsoever. This Report or any of its portion shall not be used as a documentary evidence or otherwise before any investigative agencies or forum of law. This Report is confidential and proprietary to MIPL. The Subscriber and/or any other person(s) may not reproduce, publish or disclose any of the contents of the Report to others without the express authorization of MIPL. This Report is prepared and issued to the Subscriber without any risk, responsibility or liability on the part of MIPL or its officials.

CORAMANDEL LIMITED - 530500



PAGE NO. : 9

	Working Capital	£1,151,831	- 3.6%	£1,195,036	-5%	£1,258,064	4.2%	£1,207,721	6.6%	£1,133,220
	Total Assets	£3,299,657	10.6%	£2,983,323	0.3%	£2,975,007	134%	£1,271,346	- 29.7%	£1,807,554
	Total Liabilities	£3,282,642	10.8%	£2,964,000	-1.1%	£2,998,059	130.2%	£1,302,271	- 33.5%	£1,957,689
	Net Assets	£17,015	- 11.9%	£19,323	183.8%	£-23,052	25.5%	£-30,925	79.4%	£-150,135



Cash Flow

	Date Of Accounts	30/04/18	(%)	30/04/17	(%)	30/04/16	(%)	30/04/15	(%)	30/04/14
	Net Cashflow from Operations	-	-	-	-	-	-	-	-	-
	Net Cashflow before Financing	-	-	-	-	-	-	-	-	-
	Net Cashflow from Financing	-	-	-	-	-	-	-	-	-
	Increase in Cash	-	-	-	-	-	-	-	-	-

Miscellaneous

	Date Of Accounts	30/04/18	(%)	30/04/17	(%)	30/04/16	(%)	30/04/15	(%)	30/04/14
	Contingent Liability	NO	-	NO	-	NO	-	NO	-	NO
	Capital Employed	£1,153,154	- 3.6%	£1,195,613	- 5%	£1,258,742	4.2%	£1,208,519	6.6%	£1,134,159
	Number of Employees	2	-	2	-	-	-	-	-	-
	Accountants	PARKER RANDALL LLP								
	Auditors									
	Auditor Comments	The company is exempt from audit								
	Bankers									
	Bank Branch Code									













Ratios

	Date Of Accounts	30/04/18	30/04/17	30/04/16	30/04/15	30/04/14
	Pre-tax profit margin %	-	-	-	-	-
	Current ratio	1.54	1.67	1.73	20.22	2.68

DISCLAIMER : This Report is **PRIVATE & CONFIDENTIAL** and it is prepared at the request of and for its use by the Subscriber only. The Subscriber shall use the contents of the Report merely as an aid to its business. Mira Inform Private Limited ("MIPL") has collated information/data in the Report, which have not been verified unless otherwise specifically mentioned in the Report. The Subscriber shall independently verify the accuracy and correctness of the information/data before in any way acting upon the same. MIPL shall not be liable for any harm, injury, loss or damage caused to the Subscriber due to default by the Subscriber's debtors/beneficiaries in fulfilling their obligations of any nature whatsoever. This Report or any of its portion shall not be used as a documentary evidence or otherwise before any investigative agencies or forum of law. This Report is confidential and proprietary to MIPL. The Subscriber and/or any other person(s) may not reproduce, publish or disclose any of the contents of the Report to others without the express authorization of MIPL. This Report is prepared and issued to the Subscriber without any risk, responsibility or liability on the part of MIPL or its officials.

CORAMANDEL LIMITED - 530500

PAGE NO. : 10

	Sales/Net Working Capital	-	-	-	-	-
	Gearing %	6677.30	6087.50	-5560.40	-4007.90	-855.40
	Equity in %	0.50	0.60	-0.80	-2.40	-8.30
	Creditor Days	-	-	-	-	-
	Debtor Days	-	-	-	-	-
	Liquidity/Acid Test	1.53	1.66	1.73	20.22	2.68
	Return On Capital Employed %	-	-	-	-	-
	Return On Total Assets Employed %	-	-	-	-	-
	Current Debt Ratio	126.15	92.51	-74.45	-2.03	-4.48
	Total Debt Ratio	192.92	153.39	-130.05	-42.11	-13.03
	Stock Turnover Ratio %	-	-	-	-	-
	Return on Net Assets Employed %	-	-	-	-	-

Report Notes

There are no notes to display.

Status History

No Status History found

EVENT HISTORY

Date	Description
27/07/2018	New Accounts Filed
01/02/2018	Confirmation Statement
05/07/2017	New Accounts Filed
05/07/2017	New Accounts Filed
04/02/2017	Annual Returns
25/08/2016	Payment Data Update Received
01/08/2016	New Accounts Filed
03/02/2016	Annual Returns
20/06/2015	New Accounts Filed
03/02/2015	Annual Returns
11/06/2014	New Accounts Filed
08/02/2014	Annual Returns
07/06/2013	New Accounts Filed
12/02/2013	Annual Returns
07/07/2012	New Accounts Filed

DISCLAIMER : This Report is **PRIVATE & CONFIDENTIAL** and it is prepared at the request of and for its use by the Subscriber only. The Subscriber shall use the contents of the Report merely as an aid to its business. Mira Inform Private Limited ("MIPL") has collated information/data in the Report, which have not been verified unless otherwise specifically mentioned in the Report. The Subscriber shall independently verify the accuracy and correctness of the information/data before in any way acting upon the same. MIPL shall not be liable for any harm, injury, loss or damage caused to the Subscriber due to default by the Subscriber's debtors/beneficiaries in fulfilling their obligations of any nature whatsoever. This Report or any of its portion shall not be used as a documentary evidence or otherwise before any investigative agencies or forum of law. This Report is confidential and proprietary to MIPL. The Subscriber and/or any other person(s) may not reproduce, publish or disclose any of the contents of the Report to others without the express authorization of MIPL. This Report is prepared and issued to the Subscriber without any risk, responsibility or liability on the part of MIPL or its officials.

Previous Company Names

No Previous Names found

Writ Details

No writs found

Statistics

Group	-
Linkages	0 companies
Countries	In 0 countries

Summary

Holding Company	-
Ownership Status	
Ultimate Holding Company	-

Group StructureFull

No Group Structure

MORTGAGE DETAILS

Mortgage Type:	DEBENTURE		
Date Charge Created:	13/12/94		
Date Charge Registered:	15/12/94		
Date Charge Satisfied:	-		
Status:	OUTSTANDING		
Person(s) Entitled:	BYBLOS BANK BELGIUM S.A.		
Amount Secured:	ALL MONIES DUE OR TO BECOME DUE FROM THE COMPANY TO THE CHARGEES ON ANY ACCOUNT WHATSOEVER		
Details:	FIXED AND FLOATING CHARGES OVER THE UNDERTAKING AND ALL PROPERTY AND ASSETS PRESENT AND FUTURE INCLUDING GOODWILL BOOKDEBTS UNCALLED CAPITAL BUILDINGS FIXTURES FIXED PLANT AND MACHINERY		
Mortgage Type:	ASSIGNMENT DOCUMENT		
Date Charge Created:	10/10/94		
Date Charge Registered:	21/10/94		
Date Charge Satisfied:	-		
Status:	OUTSTANDING		
Person(s) Entitled:	BYBLOS BANK BELGIUM S.A.		
Amount Secured:	ALL MONIES DUE OR TO BECOME DUE FROM THE COMPANY TO THE CHARGEES ON ANY ACCOUNT WHATSOEVER		
Details:	ALL PAYMENTS DUE OR TO BECOME DUE, PAYABLE OR OWING TO THE COMPANY UNDER ANY DOCUMENTARY LETTER OPENED IN FAVOUR OF THE COMPANY AND IN RESPECT OF WHICH THE BANK HAS, AT THE REQUEST OF AND ON BEHALF OF THE COMPANY OPENED A DOCUMENTARY		

CORAMANDEL LIMITED - 530500

PAGE NO. : 12

	LETTER OF CREDIT SEE THE MORTGAGE CHARGE DOCUMENT FOR FULL DETAILS		
Mortgage Type:	MEMORANDUM OF DEPOSIT		
Date Charge Created:	02/11/93		
Date Charge Registered:	03/11/93		
Date Charge Satisfied:	-		
Status:	OUTSTANDING		
Person(s) Entitled:	BYBLOS BANK BELGIUM S.A.		
Amount Secured:	ALL MONIES DUE OR TO BECOME DUE FROM THE COMPANY TO THE CHARGEES UNDER THE TERMS OF TWO LETTERS OF CREDIT FOR US\$ 235,000 AND US\$ 106,480 REFERENCES :-93LI12446 AND 93LI12445 RESPECTIVELY		
Details:	DEPOSITS FOR US\$ 117,500 AND US\$ 53,240 IN THE ACCOUNT OF THE COMPANY PLUS ANY ACCRUED INTEREST		

PREVIOUS DIRECTOR/COMPANY SECRETARIES

Name	Current Active Appointments	Previous Appointments	Dissolved Companies
Varkey Verghese	0	2	1
SMR ACCOUNTANCY SERVICES LIMITED	0	2	4
William Joan Warrow	0	2	3
William Joan Warrow	0	2	3
GUARDHEATH SECURITIES LIMITED	1	85	625
M & N GROUP LIMITED	28	191	1289
Total Persons With Significant Control	1	Total Statements	0
Active	1	Active	0
Ceased	0	Ceased	0

ACTIVE PERSONS WITH SIGNIFICANT CONTROL

Name	Mr Yogendrabhai Natvarlal Patel	Kind	Individual Person With Significant Control
Address	Coramandel,, First Floor, Office Suite, 240 Earls Court Road, London	Country Of Residence	England
Post Code	SW5 9AA	Nationality	British
Date of Birth	07/1946	Notified On	22/07/2016
Nature Of Control	Ownership Of Shares 50 To 75 Percent,Voting Rights 75 To 100 Percent		

DISCLAIMER : This Report is **PRIVATE & CONFIDENTIAL** and it is prepared at the request of and for its use by the Subscriber only. The Subscriber shall use the contents of the Report merely as an aid to its business. Mira Inform Private Limited ("MIPL") has collated information/data in the Report, which have not been verified unless otherwise specifically mentioned in the Report. The Subscriber shall independently verify the accuracy and correctness of the information/data before in any way acting upon the same. MIPL shall not be liable for any harm, injury, loss or damage caused to the Subscriber due to default by the Subscriber's debtors/beneficiaries in fulfilling their obligations of any nature whatsoever. This Report or any of its portion shall not be used as a documentary evidence or otherwise before any investigative agencies or forum of law. This Report is confidential and proprietary to MIPL. The Subscriber and/or any other person(s) may not reproduce, publish or disclose any of the contents of the Report to others without the express authorization of MIPL. This Report is prepared and issued to the Subscriber without any risk, responsibility or liability on the part of MIPL or its officials.



MIRA INFORM PRIVATE LIMITED
605, Palmspring, Near D'Mart, Link Road,
Malad (West), Mumbai - 400 064. INDIA
Tel : 91-22-40448000 (44 lines)
Fax : 91-22-40448045 / 40448046
E-mail : mira@mirainform.com
info@mirainform.com
Website : <http://www.mirainform.com>
<http://www.miraglobalcheck.com>
<http://www.miraglobalcollections.com>

Ceased Persons With Significant Control

No Ceased Persons With Significant Control To Display

Active Statements

No Active Statements To Display

Ceased Statements

No Ceased Statements To Display

DISCLAIMER : This Report is **PRIVATE & CONFIDENTIAL** and it is prepared at the request of and for its use by the Subscriber only. The Subscriber shall use the contents of the Report merely as an aid to its business. Mira Inform Private Limited ("MIPL") has collated information/data in the Report, which have not been verified unless otherwise specifically mentioned in the Report. The Subscriber shall independently verify the accuracy and correctness of the information/data before in any way acting upon the same. MIPL shall not be liable for any harm, injury, loss or damage caused to the Subscriber due to default by the Subscriber's debtors/beneficiaries in fulfilling their obligations of any nature whatsoever. This Report or any of its portion shall not be used as a documentary evidence or otherwise before any investigative agencies or forum of law. This Report is confidential and proprietary to MIPL. The Subscriber and/or any other person(s) may not reproduce, publish or disclose any of the contents of the Report to others without the express authorization of MIPL. This Report is prepared and issued to the Subscriber without any risk, responsibility or liability on the part of MIPL or its officials.

FOREIGN EXCHANGE RATES

Currency	Unit	Indian Rupees
US Dollar	1	INR 72.37
UK Pound	1	INR 95.28
Euro	1	INR 84.76
GBP	1	INR 95.67

Note : Above are approximate rates obtained from sources believed to be correct

INFORMATION DETAILS

Analysis Done by :	VIVR
Report Prepared by :	DNS

DISCLAIMER : This Report is **PRIVATE & CONFIDENTIAL** and it is prepared at the request of and for its use by the Subscriber only. The Subscriber shall use the contents of the Report merely as an aid to its business. Mira Inform Private Limited ("MIPL") has collated information/data in the Report, which have not been verified unless otherwise specifically mentioned in the Report. The Subscriber shall independently verify the accuracy and correctness of the information/data before in any way acting upon the same. MIPL shall not be liable for any harm, injury, loss or damage caused to the Subscriber due to default by the Subscriber's debtors/beneficiaries in fulfilling their obligations of any nature whatsoever. This Report or any of its portion shall not be used as a documentary evidence or otherwise before any investigative agencies or forum of law. This Report is confidential and proprietary to MIPL. The Subscriber and/or any other person(s) may not reproduce, publish or disclose any of the contents of the Report to others without the express authorization of MIPL. This Report is prepared and issued to the Subscriber without any risk, responsibility or liability on the part of MIPL or its officials.

RATING EXPLANATIONS

Credit Rating	Explanation	Rating Comments
A++	Minimum Risk	Business dealings permissible with minimum risk of default
A+	Low Risk	Business dealings permissible with low risk of default
A	Acceptable Risk	Business dealings permissible with moderate risk of default
B	Medium Risk	Business dealings permissible on a regular monitoring basis
C	Medium High Risk	Business dealings permissible preferably on secured basis
D	High Risk	Business dealing not recommended or on secured terms only
NB	New Business	No recommendation can be done due to business in infancy stage
NT	No Trace	No recommendation can be done as the business is not traceable

NB is stated where there is insufficient information to facilitate rating. However, it is not to be considered as unfavourable.

This score serves as a reference to assess SC's credit risk and to set the amount of credit to be extended. It is calculated from a composite of weighted scores obtained from each of the major sections of this report. The assessed factors are as follows:

- Financial condition covering various ratios
- Company background and operations size
- Promoters / Management background
- Payment record
- Litigation against the subject
- Industry scenario / competitor analysis
- Supplier / Customer / Banker review (wherever available)